

TRIVIKRAMA INDUSTRIES LIMITED

CIN: L24241TN1984PLC096136



14th June, 2022

To,
The Deputy Manager
Department of Corporate Services
BSE Limited
P. J. Towers, Dalal Street, Fort
Mumbai – 400 001

Ref: Script Code: 538579(BSE-SME)

Dear Sir,

Sub: Standalone and Consolidated Audited Financial Results for the Half and Year ended 31st March 2022

This is to inform you that a meeting of the Board of Directors of our Company was held on 30th May, 2022 at the registered office of the Company which approved and took on record the Standalone and Consolidated Audited Financial Results for the half year and year ended 31st March, 2022. In order to comply with Regulation 33 of the Securities and Exchange Board of India (Listing Obligations and Disclosure Requirements) Regulations, 2015, we are enclosing with this letter, Standalone and Consolidated Audited Financial Results for the half year and year ended 31st March, 2022 along with the “Audit Report” issued by the Statutory Auditor. Further also find enclosed the declaration to the effect that Auditor's Report on Standalone and Consolidated Audited Financial Results of the Company is with unmodified opinion.

Start Time of Board Meeting : 04.00 PM
End Time of Board Meeting : 11.55 PM

Kindly take the same on your record & oblige..

Thank you.

For TRIVIKRAMA INDUSTRIES LIMITED

BASKARAN SATHYA PRAKASH
(DIN: 01786634)
MANAGING DIRECTOR



Auditor's Report on Half Yearly Financial Results and Year to Date Results of the Company
Pursuant to the Regulation 33 of the SEBI (Listing Obligations and Disclosure
Requirements) Regulations, 2015

To,
Board of Directors of
M/s Trivikrama Industries Limited

We have audited the half Yearly financial results of M/s. **Trivikrama Industries Limited** for the half year ended **31st March 2022** and the year to date results for the period **1st April 2021 to 31st March 2022**, attached herewith being submitted by the company pursuant to the Requirement of Regulation 33 of the SEBI (listing Obligations and Disclosure Requirements) Regulation 2015. These half yearly financial results as well as the year to date financial results have been prepared from interim financial statement, which are the responsibility of the company's management. Our responsibility is to express an opinion On these financial results based on our audit of such interim financial statements, which have been prepared in accordance with there cognition and measurements principles laid down in Accounting standard for Interim Financial Reporting (AS25/Ind AS34) mandated under section 133 of the companies Act, 2013 read with relevant rules issued there under, as applicable and other accounting principles generally accepted in India.

We conducted our audit in accordance with the auditing standards generally accepted in India. Those standards require that we plan and perform the audit to obtain reasonable assurance about whether the financial results are free of material misstatement(s). An audit includes Examining on a test basis evidence supporting the amounts disclosed as financial results. An audit also includes assessing the accounting principles used and significant estimates made by management. We believe that our audit provides a reasonable basis for our opinion.

In our opinion and to the best of our information and according to the explanations given to us these half yearly financial results as well as the year to date results;

- i. Have been presented in accordance with the requirements of Regulation 33 of the SEBI (Listing Obligations and Disclosure requirements) Regulations, 2015 in this regard; and
- ii. Give a true fair view of the net loss and other financial information for the half year ended 31st March 2022 as well as the year to date results for the period from 1st April 2021 to 31st March 2022.

For **LSSM & Co.,**
Chartered Accountants
F.R.N.013941S

Saravanan.L
M.NO.230170
ICAI UDIN:22230170AKDNSX1866



27th May 2022
Chennai

TRIVIKRAMA INDUSTRIES LIMITED

CIN: L24241TN1984PLC096136

Regd. Office: Third Floor , B Block, Work EZ,147 Pathari Road Thousand Lights Chennai – 600 0006

Ph. No. : +91 - 6380416423 | Email: trivikramaindustries@gmail.com | Website: www.trivikrama.com

STATEMENT OF STANDALONE AUDITED FINANCIAL RESULTS FOR THE HALF YEAR AND YEAR ENDED 31ST MARCH, 2022

		(Rs. In Lakhs) except EPS Figures				
S. No.	Particulars	Half Year Ended			Year ended	
		31.03.2022	30.09.2021	31.03.2021	31.03.2022	31.03.2021
		Audited	Un-Audited	Audited	Audited	Audited
I	Revenue from Operations	-	-	-	-	-
II	Other Income	2.403	2.750	24.567	5.153	31.045
III	Total Revenue(I+II)	2.403	2.750	24.567	5.153	31.045
IV	Expenses					
a.	Cost of Material Consumed	-	-	-	-	-
b.	Purchase of Stock-in-Trade	-	-	-	-	-
c.	Changes in inventories of Finished goods/work in progress & Stock in Trade	-	-	-	-	-
d.	Finance Cost	0.020	-	0.025	0.02	0.041
e.	Employee benefits expenses	0.755	1.325	9.060	2.08	10.686
f.	Depreciation & Amortisation Expenses	18.399	-	18.399	18.40	18.399
g.	Other Expenses	6.666	1.234	5.256	7.90	6.564
h.	Total Expenses	25.840	2.559	32.740	28.399	35.690
V	Profit before Exceptional and Extra ordinary items and Tax (III-IV)	(23.437)	0.191	(8.173)	(23.246)	(4.645)
VI	Exceptional items	-	-	-	-	-
VII	Profit before Extraordinary items and Tax (V-VI)	(23.437)	0.191	(8.173)	(23.246)	(4.645)
VIII	Extraordinary Items	-	-	-	-	-
IX	Profit Before Tax(VII-VIII)	(23.437)	0.191	(8.173)	(23.246)	(4.645)
X	Tax expense	-	-	-	-	-
a.	Current Tax	-	-	-	-	-
b.	Deferred Tax	-	-	-	-	-
XI	Profit/(Loss) for the period from Continuing Operations(VII-VIII)	(23.437)	0.191	(8.173)	(23.246)	(4.645)
XII	Profit/(Loss) from Discontinuing Operations	-	-	-	-	-
XIII	Tax expense from Discontinuing Operations	-	-	-	-	-
XIV	Profit/(Loss) from Discontinuing operations (after Tax) (XII-XIII)	-	-	-	-	-
XV	Profit/(Loss) for the period (XI+XIV)	(23.437)	0.191	(8.173)	(23.246)	(4.645)
XVI	Earning Per Share (before extra-ordinary items) of Rs. 10/- each (not annualized)				-	
a)	Basic	(0.033)	0.000	(0.011)	(0.033)	(0.007)
b)	Diluted	(0.033)	0.000	(0.011)	(0.033)	(0.007)
XVII	Earning Per Share (after extra-ordinary items) of Rs. 10/- each (not annualized)					
a)	Basic	(0.033)	0.000	(0.011)	(0.033)	(0.007)
b)	Diluted	(0.033)	0.000	(0.011)	(0.033)	(0.007)

NOTES:

- The audited financial results for the Half Year and Year ended March 31, 2022 have been approved by the Board of Directors of the Company at its meeting held on 30th May, 2022. The Company confirms that its Statutory auditors have issued audit report with unmodified opinion on the financial results for the Half Year and Year ended March 31, 2022.
- EPS is not annualized for the half year ended March 31, 2022, September 30, 2021 and March 31, 2021.
- The Company operates in a single segment and hence information pursuant to Segment Reporting as per Ind AS 108/AS 17 is not applicable.
- The figures for the current half year and the corresponding half year of the previous year represents the balance between audited figures in respect of the full financial years and those published till the half year ended 30th September of the respective financial year.
- Confirmation of balances/reconciliation of accounts pertaining to certain advances / creditors / debtors is pending as at year end. However the management has adopted those balances in the books of accounts as at year end.
- Figures for the comparative periods have been regrouped wherever necessary in conformity with present classification.
- Current Tax includes Net of MAT Credit

For Trivikrama Industries Limited



Baskaran Sathya Prakash

DIN : 01786634

Managing Director

Place : Chennai

Date : 30th May, 2022

TRIVIKRAMA INDUSTRIES LIMITED

CIN: L24241TN1984PLC096136

Regd. Office: Third Floor , B Block, Work EZ,147 Pathari Road Thousand Lights Chennai – 600 0006

Ph. No. : +91 6380416423 | Email: trivikramaindustries@gmail.com | Website: www.trivikrama.com

STANDALONE STATEMENT OF ASSETS AND LIABILITIES FOR THE YEAR ENDED 31ST MARCH, 2022

(Rs. In Lakhs)

	Particulars	As on 31.03.2022	31.03.2021
		Audited	Audited
I	EQUITY AND LIABILITIES		
1	Shareholders' Funds		
	(a) Share Capital	711.450	711.450
	(b) Reserve and surplus	146.662	160.966
	(c) Money Received against Share Warrants		
		858.112	872.416
2	Share Application money pending allotment	-	-
3	Non Current Liabilities		
	(a) Long Term Borrowings	-	-
	(b) Deffered tax Liabilities (Net)	-	8.942
	(c) Other Long Term liabilities	-	-
	(d) Long-term provisions	-	-
		-	8.94
4	Current Liabilities		
	(a) Short Term Borrowings	10.15	20.328
	(b) Trade Payables		
	(A) Total Outstanding Dues of Micro Enterprises and Small Enterprises	-	-
	(B) Total Outstanding Dues of Creditors other than Micro Enterprises and Small Enterprises	62.307	87.887
	(c) Other Current Liabilities	1.306	1.306
	(d) Short Term Provisions	-	-
		73.763	109.521
	TOTAL	931.875	990.879
II	ASSETS		
	Non - Current Assets		
1	(a) Property, Plant and Equipment		
	(i) Tangible Assets	-	-
	(ii) Intangible Assets	-	-
	(iii) Capital Work in Progress	-	-
	(iv) Intangible Assets under Development	-	-
	(b) Non Current Investments	250.000	250.000
	(c) Deffered Tax assets (Net)	-	-
	(d) Long term Loans and Advances	0.918	0.918
	(e) Other Non-Current Assets	18.399	36.798
		269.317	287.716
2	Current Assets		
	(a) Current Investments	605.450	626.450
	(b) Inventories	-	-
	(c) Trade Receivables	0.884	0.520
	(d) Cash and Cash Equivalents	0.729	5.305
	(e) Short term Loans and advances	55.495	70.888
	(f) Other Current Assets	-	-
		662.558	703.163
	TOTAL	931.875	990.879

For Trivikrama Industries Limited



Baskaran Sathya Prakash

DIN : 01786634

Managing Director

Place : Chennai

Date : 30th May, 2022

TRIVIKRAMA INDUSTRIES LIMITED

CIN: L24241TN1984PLC096136


Regd. Office: Third Floor , B Block, Work EZ,147 Pathari Road Thousand Lights Chennai – 600 0006
Ph. No. : +91 6380416423 | Email: trivikramaindustries@gmail.com | Website: www.trivikrama.com

Statement of Cash Flow Statement Annexed to the Balance Sheet as at 31st March 2022

(Rs in Lakhs)

Particulars	31.03.2022	31.03.2021
A. Cash Flow From Operating Activities		
Net Profit before tax & extra ordinary items	(23.246)	(4.646)
<i>Adjustments for Non-Cash & Non-Operating Expenses</i>		
Interest Receipts	(4.950)	(31.038)
Profit / Loss on Sale of Investments	-	-
Depreciation & Amortization	18.399	18.399
Operating Profit Before Working Capital Changes	(9.797)	(17.285)
<i>Adjustments for Working Capital Changes</i>		
Decrease / (Increase) in Inventories		
Decrease / (Increase) in Trade Receivables	(0.364)	191.081
Decrease / (Increase) in Short Term Loans & Advances	15.393	184.020
Decrease / (Increase) in Other Current Assets		
Decrease / (Increase) in Other Non Current Assets	18.399	18.399
Decrease / (Increase) in Long Term Loans & Advances		
(Decrease) / Increase in Trade Payable	(15.430)	82.208
(Decrease) / Increase in Short Term Borrowings	(20.238)	-
(Decrease) / Increase in Other Current Liabilities		
(Decrease) / Increase in Short Term Provisions		
Cash Generated from Operations	(12.127)	458.761
Income Tax Adjustments		-
Extra-Ordinary Items		-
Net Cash Flow from Operating Activities	(12.127)	458.761
B. Cash Flow From Investing Activities		
Net Decrease / (Increase) in Fixed Assets	-	-
Profit / (Loss) on Sale of Investments	-	-
Net (Purchase)/Sale of Current Investments	21.000	(469.530)
Interest Received	4.950	31.046
Net Cash Flow from Investing Activities	25.950	(438.484)
C. Cash Flow From Financing Activities		
Issue of Equity Shares		-
Share Issue Expenses Incurred / Written-Off	(18.399)	(18.399)
Net Cash Flow from Operating Activities	(18.399)	(18.399)
D. Net Increase /(Decrease) in Cash & Cash Equivalents	(4.576)	1.878
E. Opening Cash & Cash Equivalents	5.305	3.427
F. Closing Cash & Cash Equivalents	0.729	5.305

For Trivikrama Industries Limited



Baskaran Sathya Prakash
DIN : 01786634
Managing Director

Place : Chennai
Date : 30th May, 2022



Auditor's Report on Half Yearly Consolidated Financial Results and Consolidated Year to Date Results of the Company Pursuant to the Regulation 33 of the SEBI (Listing Obligations and Disclosure Requirements) Regulations, 2015

To,
Board of Directors of
M/s Trivikrama Industries Limited

We have audited the half Yearly consolidated financial results of **M/s. Trivikrama Industries Limited** for the half year ended **31st March 2022** and the year to date results for the period **1st April 2021 to March 2022**, attached herewith being submitted by the company pursuant to the Requirement of Regulation 33 of the SEBI (listing Obligations and Disclosure Requirements) Regulation 2015. These consolidated half yearly financial results as well as the consolidated year to date financial results have been prepared from consolidated interim financial statement, which are the responsibility of the company's management. Our responsibility is to express an opinion On these consolidated financial results based on our audit of such consolidated interim financial statements, which have been prepared in accordance with there cognition and measurements principles laid down in Accounting standard for Interim Financial Reporting (AS25/Ind AS34) mandated under section 133 of the companies Act, 2013 read with relevant rules issued there under, as applicable and other accounting principles generally accepted in India.

We conducted our audit in accordance with the auditing standards generally accepted in India. Those standards require that we plan and perform the audit to obtain reasonable assurance about whether the financial results are free of material misstatement(s). An audit includes Examining on a test basis evidence supporting the amounts disclosed as financial results. An audit also includes assessing the accounting principles used and significant estimates made by management. We believe that our audit provides a reasonable basis for our opinion.

In our opinion and to the best of our information and according to the explanations given to us these consolidated half yearly financial results as well as the consolidated year to date results;

- i. Include the half yearly financial results and year to date of M/s CKM Homecare solutions private limited (wholly-owned subsidiary)
- ii. Have been presented in accordance with the requirements of Regulation 33 of the SEBI (Listing Obligations and Disclosure requirements) Regulations, 2015 in this regard; and
- iii. Give a true fair view of the consolidated net loss and other financial information for the half year ended 31st March 2022 as well as the year to date results for the period from 1st April 2021 to 31st March 2022.

For **LSSM & Co.,**
Chartered Accountants
F.R.N.013941S


Saravanan.L

M.NO.230170
ICAI UDIN:22230170AKDNZN9652



27th May 2022
Chennai

TRIVIKRAMA INDUSTRIES LIMITED

CIN: L24241TN1984PLC096136

Regd. Office: Third Floor , B Block, Work EZ,147 Pathari Road Thousand Lights Chennai – 600 0006

Ph. No. : +91 - 6380416423 | Email: trivikramaindustries@gmail.com | Website: www.trivikrama.com

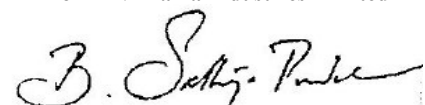
STATEMENT OF CONSOLIDATED AUDITED FINANCIAL RESULTS FOR THE HALF YEAR AND YEAR ENDED 31ST MARCH, 2022

(Rs. In Lakhs) except EPS Figures						
S. No.	Particulars	Half Year Ended			Year ended	
		31.03.2022	30.09.2021	31.03.2021	31.03.2022	31.03.2021
		Audited	Un-Audited	Audited	Audited	Audited
I	Revenue from Operations	-	-	-	-	-
II	Other Income	2.403	2.750	24.810	5.153	31.290
III	Total Revenue(I+II)	2.403	2.750	24.810	5.153	31.290
IV	Expenses					
a.	Cost of Material Consumed	-	-	-	-	-
b.	Purchase of Stock-in-Trade	-	-	-	-	-
c.	Changes in inventories of Finished goods/work in progress & Stock in Trade	-	-	-	-	-
d.	Finance Cost	0.020	0.004	0.024	0.024	0.046
e.	Employee benefits expenses	0.750	1.325	9.060	2.075	10.686
f.	Depreciation & Amortisation Expenses	18.399	-	18.399	18.399	18.398
g.	Other Expenses	6.972	1.234	5.500	8.206	6.810
h.	Total Expenses	26.141	2.563	32.983	28.704	35.940
V	Profit before Exceptional and Extra ordinary items and Tax (III-IV)	(23.738)	0.187	(8.173)	(23.550)	(4.650)
VI	Exceptional items	-	-	-	-	-
VII	Profit before Extraordinary items and Tax (V-VI)	(23.738)	0.187	(8.173)	(23.550)	(4.650)
VIII	Extraordinary Items	-	-	-	-	-
IX	Profit Before Tax(VII-VIII)	(23.738)	0.187	(8.173)	(23.550)	(4.650)
X	Tax expense	-	-	-	-	-
a.	Current Tax	-	-	-	-	-
b.	Deferred Tax	-	-	-	-	-
XI	Profit/(Loss) for the period from Continuing Operations(VII-VIII)	(23.738)	0.187	(8.173)	(23.550)	(4.650)
XII	Profit/(Loss) from Discontinuing Operations	-	-	-	-	-
XIII	Tax expense from Discontinuing Operations	-	-	-	-	-
XIV	Profit/(Loss) from Discontinuing operations (after Tax) (XII-XIII)	-	-	-	-	-
XV	Profit/(Loss) for the period (XI+XIV)	(23.738)	0.187	(8.173)	(23.550)	(4.650)
XVI	Earning Per Share (before extra-ordinary items) of Rs. 10/- each (not annualized)					
a)	Basic	(0.033)	0.000	(0.011)	(0.033)	(0.007)
b)	Diluted	(0.033)	0.000	(0.011)	(0.033)	(0.007)
XVII	Earning Per Share (after extra-ordinary items) of Rs. 10/- each (not annualized)					
a)	Basic	(0.033)	0.000	(0.011)	(0.033)	(0.007)
b)	Diluted	(0.033)	0.000	(0.011)	(0.033)	(0.007)

NOTES:

- The audited financial results for the Half Year and Year ended March 31, 2022 have been approved by the Board of Directors of the Company at its meeting held on 30th May 2022. The Company confirms that its Statutory auditors have issued audit report with unmodified opinion on the financial results for the Half Year and Year ended March 31, 2022.
- EPS is not annualized for the half year ended March 31, 2022, September 30, 2021 and March 31, 2021.
- The Company operates in a single segment and hence information pursuant to Segment Reporting as per Ind AS 108/AS 17 is not applicable.
- The figures for the current half year and the corresponding half year of the previous year represents the balance between audited figures in respect of the full financial years and those published till the half year ended 30th September of the respective financial year.
- Confirmation of balances/reconciliation of accounts pertaining to certain advances / creditors / debtors is pending as at year end. However the management has adopted those balances in the books of accounts as at year end.
- Figures for the comparative periods have been regrouped wherever necessary in conformity with present classification.
- Current Tax includes Net of MAT Credit

For Trivikrama Industries Limited



Baskaran Sathya Prakash

DIN : 01786634

Managing Director

Place : Chennai

Date : 30th May, 2022

TRIVIKRAMA INDUSTRIES LIMITED

CIN: L24241TN1984PLC096136

Regd. Office: Third Floor , B Block, Work EZ,147 Pathari Road Thousand Lights Chennai – 600 0006

Ph. No. : +91 - 6380416423 | Email: trivikramaindustries@gmail.com | Website: www.trivikrama.com

CONSOLIDATED STATEMENT OF ASSETS AND LIABILITIES FOR THE YEAR ENDED 31ST MARCH, 2022

(Rs. In Lakhs)

	Particulars	As on 31.03.2022 Audited	As on 31.03.2021 Audited
I	EQUITY AND LIABILITIES		
1	Shareholders' Funds		
	(a) Share Capital	711.450	711.450
	(b) Reserve and surplus	146.372	160.981
	(c) Money Received against Share Warrants		
		857.822	872.431
2	Share Application money pending allotment	-	-
3	Non Current Liabilities	-	-
	(a) Long Term Borrowings	-	-
	(b) Deferred tax Liabilities (Net)	-	8.839
	(c) Other Long Term liabilities	-	-
	(d) Long-term provisions	-	-
		-	8.839
4	Current Liabilities		
	(a) Short Term Borrowings	10.15	20.848
	(b) Trade Payables		
	(A) Total Outstanding Dues of Micro Enterprises and Small Enterprises	-	-
	(B) Total Outstanding Dues of Creditors other than Micro Enterprises and Small Enterprises	62.31	87.887
	(c) Other Current Liabilities	1.306	1.306
	(d) Short Term Provisions	-	-
		73.763	110.041
	TOTAL	931.585	991.311
II	ASSETS		
	Non - Current Assets		
1	(a) Property, Plant and Equipment		
	(i) Tangible Assets	-	-
	(ii) Intangible Assets	-	-
	(iii) Capital Work in Progress	-	-
	(iv) Intangible Assets under Development	-	-
	(b) Non Current Investments	250.000	250.000
	(c) Deferred Tax assets (Net)	0.103	-
	(d) Long term Loans and Advances	0.918	0.918
	(e) Other Non-Current Assets	18.399	36.798
		269.420	287.716
2	Current Assets		
	(a) Current Investments	605.450	626.450
	(b) Inventories	-	-
	(c) Trade Receivables	0.066	0.520
	(d) Cash and Cash Equivalents	1.154	5.737
	(e) Short term Loans and advances	55.495	70.888
	(f) Other Current Assets	-	-
		662.17	703.60
	TOTAL	931.585	991.311

For Trivikrama Industries Limited



Baskaran Sathya Prakash

DIN : 01786634

Managing Director

Place : Chennai


Date : 30th May, 2022

TRIVIKRAMA INDUSTRIES LIMITED**CIN : L24241TN1984PLC096136**

Regd. Office: Third Floor , B Block, Work EZ,147 Pathari Road Thousand Lights Chennai – 600 006
 Ph. No. : +91 - 6380416423 | Email: trivikramaindustries@gmail.com | Website: www.trivikrama.com

Consolidated Statement of Cash Flow Statement Annexed to the Balance Sheet as at 31st March 2022

	Particulars	31.03.2022 Rs. in Lakhs	31.03.2021 Rs. in Lakhs
A.	Cash Flow From Operating Activities		
	Net Profit Before Tax & Extra-Ordinary Items	-23.5501276	-4.6518648
	Adjustments for Non-Cash & Non-Operating Expenses		
	Interest Receipts	-4.95	-31.03794
	Profit / Loss on Sale of Investments	0	0
	Depreciation & Amortization	18.3987596	18.3987596
	Operating Profit Before Working Capital Changes	-10.101368	-17.2910452
	Adjustments for Working Capital Changes		
	Decrease / (Increase) in Inventories	0	0
	Decrease / (Increase) in Trade Receivables	-0.06	0
	Decrease / (Increase) in Short Term Loans & Advances	15.913618	191.08098
	Decrease / (Increase) in Other Current Assets	0	184.021172
	Decrease / (Increase) in Other Non Current Assets	18.3987596	0
	Decrease / (Increase) in Long Term Loans & Advances	0	18.3987596
	(Decrease) / Increase in Trade Payable	-15.43014	0
	(Decrease) / Increase in Short Term Borrowings	-20.84834	82.20795
	(Decrease) / Increase in Other Current Liabilities	0	0.5203
	(Decrease) / Increase in Short Term Provisions	0	0.2940166
	Cash Generated from Operations	-12.1339904	45.9232133
	Income Tax Adjustments		-0.5203
	Extra-Ordinary Items	0	0
	Net Cash Flow from Operating Activities	-12.1339904	458.711833
B.	Cash Flow From Investing Activities		
	Net Decrease / (Increase) in Fixed Assets	0	0
	Profit / (Loss) on Sale of Investments	0	0
	Net (Purchase)/Sale of Current Investments	21	-469.52993
	Interest Received	4.95	31.03794
	Net Cash Flow from Operating Activities	25.95	-438.49199
C.	Cash Flow From Financing Activities		
	Issue of Equity Shares	0	0
	Share Issue Expenses Incurred / Written-Off	-18.3987596	-18.3987596
	Net Cash Flow from Operating Activities	-18.3987596	-18.3987596
D.	Net Increase /(Decrease) in Cash & Cash Equivalents	-458275	1.8210834
E.	Opening Cash & Cash Equivalents	5.7370944	3.916011
F.	Closing Cash & Cash Equivalents (Note 17)	1.1543444	5.7370944

For Trivikrama Industries Limited


Baskaran Sathya Prakash
DIN : 01786634
Managing Director

Place : Chennai
Date : 30th May, 2022



Declaration

[Pursuant to Regulation 33(3)(d) of SEBI (Listing obligations & Disclosures Requirements) Regulation, 2015]

It is hereby declared and confirmed that Auditor's Report on Standalone and Consolidated Annual Audited Financials Results of the Company for the Financial Year ended 31.03.2022 is with unmodified opinion.

This declaration is furnished pursuant to the Second proviso to clause (d) of Sub-regulation (3) of Regulation 33 of SEB (Listing Obligations & Disclosure Requirements) Regulation, 2015 as amended/inserted vide SEBI (Listing Obligations & Disclosure Requirements)(Amendment) Regulation, 2016 dated 25th May, 2016.

For TRIVIKRAMA INDUSTRIES LIMITED

BASKARAN SATHYA PRAKASH
(DIN: 01786634)
MANAGING DIRECTOR