



PROGREX VENTURES LIMITED

C.I.N. L15141MP1981PLC001759

E-mail: extractions@yahoo.co.in, info@progressivecorp.net,

Website: progressivecorp.net

Registered Office: 232, SHRI MOHAN PARISAR
ZONE-1 M.P. NAGAR BHOPAL MP -462011-

INDIA

Tel. No.: 0755 2558656

(Formerly Known as -Progressive Extractions & Exports Limited)

Date 31st January, 2022

Department of Corporate Services,
BSE Ltd.,
P.J Towers, Ground Floor,
Dalal Street,
Fort, Mumbai – 400 001

Ref : PROGREX VENTURES LTD. (Scrip Code 531265)

Sub : Submission of Quarterly / Half yearly Financial Results for the Quarter ended on 31.12.2021

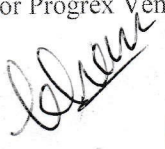
Dear Sir,


We are enclosing herewith, Financial Statement along with Annexure of Reconciliation of Equity, Annexure of Net Profit and Limited review report for the Quarter ended on 31.12.2021

We request you to kindly take the above on record.

Thanking you,

Yours faithfully,
For Progrex Ventures Limited.


(Authorised Signatory)
Encl : a.a



PROGREX VENTURES LIMITED

General information about company

Scrip code	531265			
NSE Symbol				
MSEI Symbol				
ISIN*	INE421E01012			
Name of company	PROGRX VENTURES LIMITED			
Class of security	Equity			
Date of start of financial year	01	04	2021	
Date of end of financial year	31	03	2022	
Date of board meeting when results were approved	28	01	2022	
Date on which prior intimation of the meeting for considering financial results was informed to the exchange	01	01	2022	
Description of presentation currency	INR			
Level of rounding used in financial results	Lakhs			
Reporting Quarter	Halfyearly			
Nature of report standalone or consolidated	Standalone			
Whether results are audited or unaudited	Unaudited			
Segment Reporting	Single segment	For Current Quarter Only		
Description of single segment	There is No Major Activity			
Start time of board meeting	28-01-2022	4	10	HH:MM
End time of board meeting	28-01-2022	4	55	HH:MM
Whether cash flow statement is applicable on cor	NA			
Type of cash flow statement	NA			
Declaration of unmodified opinion or statement on impact of audit qualification	NA			



Financial Result by Companies - Ind-AS

Particulars		3 months ended (dd-mm-yyyy)	Previous 3 months ended (dd-mm-yyyy)	Corresponding 3 months ended in the previous year (dd-mm-)	Year to date figures for current period ended (dd-mm-)	Year to date figures for previous period ended (dd-mm-yyyy)	Previous accounting year ended (dd-mm-yyyy)
A	Date of start of reporting period	01-10-2021	01-07-2021	01-10-2020	01-04-2021	01-04-2020	01-04-2020
B	Date of end of reporting period	31-12-2021	30-09-2021	31-12-2020	31-12-2021	31-12-2020	31-03-2021
C	Whether results are audited or unaudited	Unaudited	Unaudited	Unaudited	Unaudited	Unaudited	Audited
D	Nature of report standalone or consolidated	Standalone	Standalone	Standalone	Standalone	Standalone	Standalone
Part I							
1	Income						
	Revenue from operations	0.000	0.000	0.000	0.000	0.000	0.000
	Other income	0.500	0.450	0.230	1.300	0.700	1.270
	Total income	0.500	0.450	0.230	1.300	0.700	1.270
2	Expenses						
(a)	Cost of materials consumed	0.000	0.000	0.000	0.000	0.000	0.000
(b)	Purchases of stock-in-trade	0.000	0.000	0.000	0.000	0.000	0.000
(c)	Changes in inventories of finished goods, work-in-progress and stock-in-trade	0.000	0.000	0.000	0.000	0.000	0.000
(d)	Employee benefit expense	0.000	0.000	0.000	0.000	0.000	0.000
(e)	Finance costs	0.000	0.000	0.000	0.000	0.000	0.000
(f)	Depreciation, depletion and amortisation expense	0.060	0.060	0.040	0.180	0.120	0.180
(f)	Other Expenses	0.060	0.060	0.040	0.180	0.120	0.180
1	Salary & Wages	0.300	0.250	0.340	0.800	1.000	3.940
2	Travelling & conveyance	0.000	0.020	0.020	0.020	0.160	0.360
3	Legal & professional Fees	0.150	0.250	0.250	0.550	0.500	5.790
4	Repairing & Maintt.	0.000	0.000	0.000	0.000	0.000	0.040
5	Bank Charges	0.010	0.010	0.010	0.020	0.030	0.010
6	Misc. Expenses	0.150	0.150	0.020	0.400	0.050	0.140
7	Audit Fees	0.000	0.000	0.000	0.000	0.000	0.100
8	0.00	0.000	0.000	0.000	0.000	0.000	0.000
9	0.00	0.000	0.000	0.000	0.000	0.000	0.000
10	0.00	0.000	0.000	0.000	0.000	0.000	0.000
	Total other expenses	0.610	0.680	0.640	1.790	1.740	10.380
	Total expenses	0.670	0.740	0.680	1.970	1.860	10.560



Particulars		3 months ended (dd-mm-yyyy)	Previous 3 months ended (dd-mm-yyyy)	Corresponding 3 months ended in the previous year	Year to date figures for current period ended	Year to date figures for previous period ended (dd-mm-yyyy)	Previous accounting year ended (dd-mm-yyyy)
A	Date of start of reporting period	01-10-2021	01-07-2021	01-10-2020	01-04-2021	01-04-2020	01-04-2020
B	Date of end of reporting period	31-12-2021	30-09-2021	31-12-2020	31-12-2021	31-12-2020	31-03-2021
C	Whether results are audited or unaudited	Unaudited	Unaudited	Unaudited	Unaudited	Unaudited	Audited
D	Nature of report standalone or consolidated	Standalone	Standalone	Standalone	Standalone	Standalone	Standalone
4	Exceptional items	0.000	0.000	0.000	0.000	0.000	0.000
5	Total profit before tax	-0.170	-0.290	-0.450	-0.670	-1.160	-9.290
7	Tax expense	0.000	0.000	0.000	0.000	0.000	0.000
8	Current tax	0.000	0.000	0.000	0.000	0.000	0.000
9	Deferred tax	0.000	0.000	0.000	0.000	0.000	0.000
10	Total tax expenses	0.000	0.000	0.000	0.000	0.000	0.000
11	Net movement in regulatory deferral account balances related to profit or loss and the related deferred tax movement	0.000	0.000	0.000	0.000	0.000	0.000
14	Net Profit Loss for the period from continuing operations	-0.170	-0.290	-0.450	-0.670	-1.160	-9.290
15	Profit (loss) from discontinued operations before tax	0.000	0.000	0.000	0.000	0.000	0.000
16	Tax expense of discontinued operations	0.000	0.000	0.000	0.000	0.000	0.000
17	Net profit (loss) from discontinued operation after tax	0.000	0.000	0.000	0.000	0.000	0.000
19	Share of profit (loss) of associates and joint ventures accounted for using equity method	0.000	0.000	0.000	0.000	0.000	0.000
21	Total profit (loss) for period	-0.170	-0.290	-0.450	-0.670	-1.160	-9.290
22	Other comprehensive income net of taxes	0.000	0.000	0.000	0.000	0.000	0.000
23	Total Comprehensive Income for the period	-0.170	-0.290	-0.450	-0.670	-1.160	-9.290
24	Total profit or loss, attributable to						
	Profit or loss, attributable to owners of parent	0.000	0.000	0.000	0.000	0.000	0.000
	Total profit or loss, attributable to non-controlling interests	0.000	0.000	0.000	0.000	0.000	0.000
25	Total Comprehensive income for the period attributable to						
	Comprehensive income for the period attributable to owners of parent	0.000	0.000	0.000	0.000	0.000	0.000
	Total comprehensive income for the period attributable to owners of parent non-controlling interests	0.000	0.000	0.000	0.000	0.000	0.000



Particulars		3 months ended (dd-mm-yyyy)	Previous 3 months ended (dd-mm-yyyy)	Corresponding 3 months ended in the previous year	Year to date figures for current period ended	Year to date figures for previous period ended (dd-mm-yyyy)	Previous accounting year ended (dd-mm-yyyy)
A	Date of start of reporting period	01-10-2021	01-07-2021	01-10-2020	01-04-2021	01-04-2020	01-04-2020
B	Date of end of reporting period	31-12-2021	30-09-2021	31-12-2020	31-12-2021	31-12-2020	31-03-2021
C	Whether results are audited or unaudited	Unaudited	Unaudited	Unaudited	Unaudited	Unaudited	Audited
D	Nature of report standalone or consolidated	Standalone	Standalone	Standalone	Standalone	Standalone	Standalone
	Paid-up debt capital	0.000	0.000	0.000	0.000	0.000	0.000
	Face value of debt securities	0.000	0.000	0.000	0.000	0.000	0.000
28	Reserves excluding revaluation reserve	413.800	414.970	423.640	413.800	423.640	414.970
29	Debenture redemption reserve	0.000	0.000	0.000	0.000	0.000	0.000
30	Earnings per share						
i	Earnings per equity share for continuing operations						
	Basic earnings (loss) per share from continuing operations	0.000	0.000	0.000	0.000	0.000	0.000
	Diluted earnings (loss) per share from continuing operations	0.000	0.000	0.000	0.000	0.000	0.000
ii	Earnings per equity share for discontinued operations						
	Basic earnings (loss) per share from discontinued operations	0.000	0.000	0.000	0.000	0.000	0.000
	Diluted earnings (loss) per share from discontinued operations	0.000	0.000	0.000	0.000	0.000	0.000
ii	Earnings per equity share						
	Basic earnings (loss) per share from continuing and discontinued operations	0.000	0.000	0.000	0.000	0.000	0.000
	Diluted earnings (loss) per share from continuing and discontinued operations	0.000	0.000	0.000	0.000	0.000	0.000
31	Debt equity ratio	1.500	1.500	1.500	1.500	1.500	1.500
32	Debt service coverage ratio	0.000	0.000	0.000	0.000	0.000	0.000
33	Interest service coverage ratio	0.000	0.000	0.000	0.000	0.000	0.000
34	Disclosure of notes on financial results	There is No Business Activitis during this quarter					



Progressive Extractions & Exports Limited

Annexure-A

Reconciliation of Equity for the Quarter/Year ended on 31.12.2021

S.No	Particulars	Rs.in Lacs	
		For the Quarter ended on 31.12.21	For the Year ended on 31.12.21
1	Equity as previous reported under IGAPP	360.44	360.44
2	Effect of change in revaluation of asset	0.00	0.00
3	Effect of reimbursement of the net defined benefit liability/asset, net of taxes	0.00	0.00
4	TOTAL	360.44	360.44

For PROGREX VENTURES LIMITED



Authorised Signatory



Progressive Extractions & Exports Limited


Annexure-


Part of Financial Results for the Quarter ended on 31.12.2021

Reconciliation on Standalone Financial Result to those reported under previous GAAP (Generally Accepted Accounting Principles) in summaries as follows :-

#	Particulars	Rs. In Lakhs	
		For Dec. 2021	Upto Dec. 2021
A	Profit after TaxAs Reported in Financial results for the Quarter ended on 31.12.2021	-0.17	-0.67
B	Adjustments on account of :		
1	Reversal of Depreciation on leasehold land being operating lease	0	0
2	Recognition of amortization of leasehold land being operating lease, in other expense	0	0
3	Measurement of financial assets and liabilities at amortised cost	0	0
4	Reversal of amortization of Goodwill	0	0
5	Recognition of loss allowance for expected credit losses on financial assets measured at amortised cost	0	0
6	Recognition of foreign exchange fluctuation as MTM of forward contracts	0	0
7	Reversal of Revenue on compliance with Ind-AS	0	0
8	Reversal of Cost of Services on compliance of Ind-AS	0	0
9	Deferred tax impact on above Ind-AS adjustments	0	0
C	Profit after TaxAs Reported under Ind-AS ended on 31.12.2021	-0.17	-0.67

For PROGEX VENTURES LIMITED


Authorised Signatory



Annexure to Clause 33

Format for the limited review report for companies

We have reviewed the accompanying statement of unaudited financial results of **PROGREX VENTUREX LIMITED** for the period ended **31st December, 2021** this statement is the responsibility of the Company's Management and has been approved by the Board of Directors.

A review of interim financial information consists principally of applying analytical procedures for financial data and making inquiries of persons responsible for financial and accounting matters. It is substantially less in scope than an audit conducted in accordance with the generally accepted auditing standards, the objective of which is the expression of an opinion regarding the financial statements taken as a whole. Accordingly, we do not express such an opinion.

Based on our review conducted as above, nothing has come to our notice that causes us to believe that the accompanying statement of un audited financial results prepared in accordance with accounting standards and other recognised accounting practices and policies has not disclosed the information required to be disclosed in terms of Clause of the Listing Agreement including the manner in which it is to be disclosed, or that it contains any material misstatement.

For, PROGREX VENTUREX LIMITED



Director

Dted: 28.01.2022

