



PROGREX VENTURES LIMITED

C.I.N. L15141MP1981PLC001759

E-mail: extrections@yahoo.co.in, info@progressivecorp.net,

Website: progressivecorp.net

Registered Office: 232, SHRI MOHAN PARISAR

ZONE-1 M.P. NAGAR BHOPAL MP -462011-

INDIA

Tel. No.: 0755 2558656

(Formerly Known as -Progressive Extractions & Exports Limited)

Date 12nd November, 2021

Department of Corporate Services,
BSE Ltd.,
P.J Towers, Ground Floor,
Dalal Street,
Fort, Mumbai – 400 001

Ref : PROGREX VENTURES LTD. (Scrip Code 531265)

Sub : Submission of Revised Quarterly / Half yearly Financial Results for the Quarter/ Half Year ended on 30.09.2021

Dear Sir,

We are enclosing herewith, Revised Financial Statement along with Cash Flow Statement Annexure of Reconciliation of Equity, Annexure of Net Profit and Limited review report for the Quarter/ Half Year ended on 30.09.2021


We request you to kindly take the above on record.

Thanking you,

Yours faithfully,
For Progrex Ventures Limited.

(Authorised Signatory)

Encl : a.a



PROGREX VENTURES LIMITED

General information about company

Scrip code	531265			
NSE Symbol				
MSEI Symbol				
ISIN*	INE421E01012			
Name of company	PROGRX VENTURES LIMITED			
Class of security	Equity	04	2021	
Date of start of financial year	01	03	2022	
Date of end of financial year	31	10	2021	
Date of board meeting when results were approved	30	10	2021	
Date on which prior intimation of the meeting for considering financial results was informed to the exchange	04			
Description of presentation currency	INR			
Level of rounding used in financial results	Lakhs			
Reporting Quarter	Halfyearly			
Nature of report standalone or consolidated	Standalone			
Whether results are audited or unaudited	Unaudited	For Current Quarter Only		
Segment Reporting	Single segment			
Description of single segment	There is No Major Activity			
Start time of board meeting	30-10-2021	4	05	HH:MM
End time of board meeting	30-10-2021	4	50	HH:MM
Whether cash flow statement is applicable on cor	Yes			
Type of cash flow statement	NA			
Declaration of unmodified opinion or statement on impact of audit qualification	NA			

Financial Result by Companies - Ind-AS

Particulars		3 months ended (dd-mm-yyyy)	Previous 3 months ended (dd-mm-yyyy)	Corresponding 3 months ended in the previous year (dd-mm-yy)	Year to date figures for current period ended (dd-mm-yy)	Year to date figures for previous period ended (dd-mm-yyyy)	Previous accounting year ended (dd-mm-yyyy)
A	Date of start of reporting period	01-07-2021	01-04-2021	01-07-2020	01-04-2021	01-04-2020	01-04-2020
B	Date of end of reporting period	30-09-2021	30-06-2021	30-09-2020	30-09-2021	30-09-2020	31-03-2021
C	Whether results are audited or unaudited	Unaudited	Unaudited	Unaudited	Unaudited	Unaudited	Audited
D	Nature of report standalone or consolidated	Standalone	Standalone	Standalone	Standalone	Standalone	Standalone
Part I							
1	Income						
	Revenue from operations	0.000	0.000	0.000	0.000	0.000	0.000
	Other income	0.450	0.350	0.320	0.800	0.470	1.270
	Total income	0.450	0.350	0.320	0.800	0.470	1.270
2	Expenses						
(a)	Cost of materials consumed	0.000	0.000	0.000	0.000	0.000	0.000
(b)	Purchases of stock-in-trade	0.000	0.000	0.000	0.000	0.000	0.000
(c)	Changes in inventories of finished goods, work-in-progress and stock-in-trade	0.000	0.000	0.000	0.000	0.000	0.000
(d)	Employee benefit expense	0.000	0.000	0.000	0.000	0.000	0.000
(e)	Finance costs	0.000	0.000	0.000	0.000	0.000	0.000
(f)	Depreciation, depletion and amortisation expense	0.060	0.060	0.040	0.120	0.080	0.180
(f)	Other Expenses	0.060	0.060	0.040	0.120	0.080	0.180
1	Salary & Wages	0.250	0.250	0.300	0.500	0.660	3.940
2	Travelling & conveyance	0.020	0.000	0.060	0.020	0.140	0.360
3	Legal & professional Fees	0.250	0.150	0.150	0.400	0.250	5.790
4	Repairing & Maintt.	0.000	0.000	0.000	0.000	0.000	0.040
5	Bank Charges	0.010	0.000	0.020	0.010	0.020	0.010
6	Misc. Expenses	0.150	0.100	0.020	0.250	0.030	0.140
7	Audit Fees	0.000	0.000	0.000	0.000	0.000	0.100
8	0.00	0.000	0.000	0.000	0.000	0.000	0.000
9	0.00	0.000	0.000	0.000	0.000	0.000	0.000
10	0.00	0.000	0.000	0.000	0.000	0.000	0.000
	Total other expenses	0.680	0.500	0.550	1.180	1.100	10.380
	Total expenses	0.740	0.560	0.590	1.300	1.180	10.560
3	Total profit before exceptional items and tax	-0.290	-0.210	-0.270	-0.500	-0.710	-9.290

Particulars		3 months ended (dd-mm-yyyy)	Previous 3 months ended (dd-mm-yyyy)	Corresponding 3 months ended in the previous year	Year to date figures for current period ended	Year to date figures for previous period ended (dd-mm-yyyy)	Previous accounting year ended (dd-mm-yyyy)
A	Date of start of reporting period	01-07-2021	01-04-2021	01-07-2020	01-04-2021	01-04-2020	01-04-2020
B	Date of end of reporting period	30-09-2021	30-06-2021	30-09-2020	30-09-2021	30-09-2020	31-03-2021
C	Whether results are audited or unaudited	Unaudited	Unaudited	Unaudited	Unaudited	Unaudited	Audited
D	Nature of report standalone or consolidated	Standalone	Standalone	Standalone	Standalone	Standalone	Standalone
4	Exceptional items	0.000	0.000	0.000	0.000	0.000	0.000
5	Total profit before tax	-0.290	-0.210	-0.270	-0.500	-0.710	-9.290
7	Tax expense	0.000	0.000	0.000	0.000	0.000	0.000
8	Current tax	0.000	0.000	0.000	0.000	0.000	0.000
9	Deferred tax	0.000	0.000	0.000	0.000	0.000	0.000
10	Total tax expenses	0.000	0.000	0.000	0.000	0.000	0.000
11	Net movement in regulatory deferral account balances related to profit or loss and the related deferred tax movement	0.000	0.000	0.000	0.000	0.000	0.000
14	Net Profit Loss for the period from continuing operations	-0.290	-0.210	-0.270	-0.500	-0.710	-9.290
15	Profit (loss) from discontinued operations before tax	0.000	0.000	0.000	0.000	0.000	0.000
16	Tax expense of discontinued operations	0.000	0.000	0.000	0.000	0.000	0.000
17	Net profit (loss) from discontinued operation after tax	0.000	0.000	0.000	0.000	0.000	0.000
19	Share of profit (loss) of associates and joint ventures accounted for using equity method	0.000	0.000	0.000	0.000	0.000	0.000
21	Total profit (loss) for period	-0.290	-0.210	-0.270	-0.500	-0.710	-9.290
22	Other comprehensive income net of taxes	0.000	0.000	0.000	0.000	0.000	0.000
23	Total Comprehensive Income for the period	-0.290	-0.210	-0.270	-0.500	-0.710	-9.290
24	Total profit or loss, attributable to						
	Profit or loss, attributable to owners of parent	0.000	0.000	0.000	0.000	0.000	0.000
	Total profit or loss, attributable to non-controlling interests	0.000	0.000	0.000	0.000	0.000	0.000
25	Total Comprehensive income for the period attributable to						
	Comprehensive income for the period attributable to owners of parent	0.000	0.000	0.000	0.000	0.000	0.000
	Total comprehensive income for the period attributable to owners of parent non-controlling interests	0.000	0.000	0.000	0.000	0.000	0.000

Particulars		3 months ended (dd-mm-yyyy)	Previous 3 months ended (dd-mm-yyyy)	Corresponding 3 months ended in the previous year	Year to date figures for current period ended	Year to date figures for previous period ended (dd-mm-yyyy)	Previous accounting year ended (dd-mm-yyyy)
A	Date of start of reporting period	01-07-2021	01-04-2021	01-07-2020	01-04-2021	01-04-2020	01-04-2020
B	Date of end of reporting period	30-09-2021	30-06-2021	30-09-2020	30-09-2021	30-09-2020	31-03-2021
C	Whether results are audited or unaudited	Unaudited	Unaudited	Unaudited	Unaudited	Unaudited	Audited
D	Nature of report standalone or consolidated	Standalone	Standalone	Standalone	Standalone	Standalone	Standalone
	Paid-up debt capital	0.000	0.000	0.000	0.000	0.000	0.000
	Face value of debt securities	0.000	0.000	0.000	0.000	0.000	0.000
28	Reserves excluding revaluation reserve	414.470	414.970	423.640	414.470	423.640	414.970
29	Debenture redemption reserve	0.000	0.000	0.000	0.000	0.000	0.000
30	Earnings per share						
i	Earnings per equity share for continuing operations						
	Basic earnings (loss) per share from continuing operations	0.000	0.000	0.000	0.000	0.000	0.000
	Diluted earnings (loss) per share from continuing operations	0.000	0.000	0.000	0.000	0.000	0.000
ii	Earnings per equity share for discontinued operations						
	Basic earnings (loss) per share from discontinued operations	0.000	0.000	0.000	0.000	0.000	0.000
	Diluted earnings (loss) per share from discontinued operations	0.000	0.000	0.000	0.000	0.000	0.000
ii	Earnings per equity share						
	Basic earnings (loss) per share from continuing and discontinued operations	0.000	0.000	0.000	0.000	0.000	0.000
	Diluted earnings (loss) per share from continuing and discontinued operations	0.000	0.000	0.000	0.000	0.000	0.000
31	Debt equity ratio	1.500	1.500	1.500	1.500	1.500	1.500
32	Debt service coverage ratio	0.000	0.000	0.000	0.000	0.000	0.000
33	Interest service coverage ratio	0.000	0.000	0.000	0.000	0.000	0.000
34	Disclosure of notes on financial results	There is No Business Activitis during this quarter					



Statement of Asset and Liabilities		
Particulars		Half year ended(dd-mm-yyyy)
Date of start of reporting period		01-04-2021
Date of end of reporting period		30-09-2021
Whether results are audited or unaudited		Unaudited
Nature of report standalone or consolidated		Standalone
	Assets	
1	Finanical Asset	
	Cash and cash equivalents	5.400
	Bank Balance other than (a) above	0.100
	Derivative financial instruments	0.000
	Receivables	
	(I) Trade Receivables	0.000
	(II) Other Receivables	0.000
	Loans	838.000
	Investments	0.000
	Other Financial assets	1.670
2	Non Financial Asset	
	Inventories	0.000
	Current tax assets (Net)	0.000
	Deferred tax Assets (Net)	0.000
	Investment Property	0.000
	Biological assets other than bearer plants	0.000
	Property, Plant and Equipment	1.820
	Capital work-in-progress	45.470
	Intangible assets under development	0.000
	Goodwill	0.000
	Other Intangible assets	0.000
	Other non-financial assets (to be specified)	0.000
	Total assets	892.460

	Equity and liabilities	
1	Equity	
	Equity attributable to owners of parent	
	Equity share capital	360.440
	Other equity	414.470
	Total equity attributable to owners of parent	774.910
	Non controlling interest	
	Total equity	774.910
2	Liabilities	
2.1	Financial Liabilities	
(a)	Derivative financial instruments	0.000
(b)	Payables	0.000
	(I) Trade Payables	
	(i) total outstanding dues of micro enterprises and small enterprises	0.000
	(ii) total outstanding dues of creditors other than micro enterprises and small enterprises	0.000
	II) Other Payables	
	(i) total outstanding dues of micro enterprises and small enterprises	0.000
	(ii) total outstanding dues of creditors other than micro enterprises and small enterprises	0.000
(C)	Debt Securities	0.000
(d)	Borrowings (Other than Debt Securities)	0.000
(e)	Deposits	0.000
(f)	Subordinated Liabilities	0.000
(g)	Other financial liabilities	0.000
2.2	Non-Financial Liabilities	
(a)	Current tax liabilities (Net)	4.950
(b)	Provisions	9.130
(C)	Deferred tax liabilities (Net)	103.470
(d)	Other non-financial liabilities	0.000
	Total liabilities	117.550
	Total equity and liabilities	892.460
	Disclosure of notes on assets and liabilities	


Add Notes



Cash flow statement, indirect		
Particulars		6 months ended (dd-mm-yyyy)
A	Date of start of reporting period	01-04-2021
B	Date of end of reporting period	30-09-2021
C	Whether results are audited or unaudited	Yes
D	Nature of report standalone or consolidated	Standalone
Part I	Blue color marked fields are non-mandatory.	
	Statement of cash flows	
	Whether cash flow statement is applicable on company	
	Cash flows from used in operating activities	
	Profit before tax	-0.500
	Adjustments for reconcile profit (loss)	
	Adjustments for finance costs	0.000
	Adjustments for decrease (increase) in inventories	0.000
	Adjustments for decrease (increase) in trade receivables, current	0.000
	Adjustments for decrease (increase) in trade receivables, non-current	0.000
	Adjustments for increase (decrease) in other non-current liabilities	0.000
	Adjustments for depreciation and amortisation expense	0.120
	Adjustments for impairment loss reversal of impairment loss recognised in	0.000
	Adjustments for provisions, current	0.000
	Adjustments for provisions, non-current	-0.680
	Adjustments for other financial liabilities, current	0.000
	Adjustments for other financial liabilities, non-current	0.000
	Adjustments for unrealised foreign exchange losses gains	0.000
	Adjustments for dividend income	0.000
	Adjustments for interest income	0.000
	Adjustments for share-based payments	0.000
	Adjustments for fair value losses (gains)	0.000
	Adjustments for undistributed profits of associates	0.000
	Other adjustments for which cash effects are investing or financing cash flow	0.000
	Other adjustments to reconcile profit (loss)	0.000
	Other adjustments for non-cash items	0.000
	Share of profit and loss from partnership firm or association of persons or	0.000
	Total adjustments for reconcile profit (loss)	-0.560
	Net cash flows from (used in) operations	-1.060
	Dividends received	0.000
	Interest paid	0.000
	Interest received	0.000
	Income taxes paid (refund)	0.000
	Other inflows (outflows) of cash	
	Net cash flows from (used in) operating activities	-1.060



Cash flows from used in investing activities		
Cash flows from losing control of subsidiaries or other businesses		0.000
Cash flows used in obtaining control of subsidiaries or other businesses		0.000
Other cash payments to acquire interests in joint ventures		0.000
Cash receipts from share of profits of partnership firm or association of		0.000
Cash payment for investment in partnership firm or association of persons or		0.000
Proceeds from sales of property, plant and equipment		0.000
Purchase of property, plant and equipment		0.000
Purchase of intangible assets under development		0.000
Proceeds from sales of goodwill		0.000
Proceeds from sales of other long-term assets		0.000
Purchase of other long-term assets		0.000
Cash advances and loans made to other parties		0.000
Cash receipts from repayment of advances and loans made to other parties		0.740
Cash payments for future contracts, forward contracts, option contracts and		0.000
Cash receipts from future contracts, forward contracts, option contracts and		0.000
Dividends received		0.000
Interest received		0.000
Income taxes paid (refund)		0.000
Other inflows (outflows) of cash		0.000
Net cash flows from (used in) investing activities		0.740
Cash flows from used in financing activities		
Proceeds from changes in ownership interests in subsidiaries		0.000
Payments from changes in ownership interests in subsidiaries		0.000
Proceeds from issuing shares		0.000
Proceeds from issuing other equity instruments		0.000
Payments to acquire or redeem entity's shares		0.000
Payments of other equity instruments		0.000
Proceeds from exercise of stock options		0.000
Proceeds from issuing debentures notes bonds etc		0.000
Proceeds from borrowings		0.000
Repayments of borrowings		0.000
Payments of finance lease liabilities		0.000
Payments of lease liabilities		0.000
Dividends paid		0.000
Interest paid		0.000
Income taxes paid (refund)		0.000
Other inflows (outflows) of cash		0.000
Net cash flows from (used in) financing activities		0.000
Net increase (decrease) in cash and cash equivalents before effect of		-0.320
Effect of exchange rate changes on cash and cash equivalents		
Effect of exchange rate changes on cash and cash equivalents		0.000
Net increase (decrease) in cash and cash equivalents		-0.320
Cash and cash equivalents cash flow statement at beginning of period		5.820
Cash and cash equivalents cash flow statement at end of period		5.500



Progressive Extractions & Exports Limited


Annexure-

Part of Financial Results for the Quarter ended on 30.09.2021

Reconciliation on Standalone Financial Result to those reported under previous GAAP (Generally Accepted Accounting Principles) in summaries as follows :-

#	Particulars	Rs. In Lakhs	
		For Sep. 2021	Upto Sep. 2021
A	Profit after TaxAs Reported in Financial results for the Quarter ended on 30.09.2021	-0.29	-0.50
B	Adjustments on account of :		
1	Reversal of Depreciation on leasehold land being operating lease	0	0
2	Recognition of amortization of leasehold land being operating lease, in other expense	0	0
3	Measurement of financial assets and liabilities at amortised cost	0	0
4	Reversal of amortization of Goodwill	0	0
5	Recognition of loss allowance for expected credit losses on financial assets measured at amortised cost	0	0
6	Recognition of foreign exchange fluctuation as MTM of forward contracts	0	0
7	Reversal of Revenue on compliance with Ind-AS	0	0
8	Reversal of Cost of Services on compliance of Ind-AS	0	0
9	Deferred tax impact on above Ind-AS adjustments	0	0
C	Profit after TaxAs Reported under Ind-AS ended on 30.09.2021	-0.29	-0.50

For PROGREX VENTURES LIMITED


 Authorised Signatory

Progressive Extractions & Exports Limited


Annexure-A

Reconciliation of Equity for the Quarter/Year ended on 30.09.2021

S.No	Particulars	Rs.in Lacs	
		For the Quarter ended on 30.09.21	For the Year ended on 30.09.21
1	Equity as previous reported under IGAPP	360.44	360.44
2	Effect of change in revaluation of asset	0.00	0.00
3	Effect of reimbursement of the net defined benefit liability/asset, net of taxes	0.00	0.00
4	TOTAL	360.44	360.44

For PROGEX VENTURES LIMITED

Authorised Signatory



Annexure to Clause 33

Format for the limited review report for companies

We have reviewed the accompanying statement of unaudited financial results of **PROGREX VENTUREX LIMITED** for the period ended **30th September, 2021** this statement is the responsibility of the Company's Management and has been approved by the Board of Directors.

A review of interim financial information consists principally of applying analytical procedures for financial data and making inquiries of persons responsible for financial and accounting matters. It is substantially less in scope than an audit conducted in accordance with the generally accepted auditing standards, the objective of which is the expression of an opinion regarding the financial statements taken as a whole. Accordingly, we do not express such an opinion.

Based on our review conducted as above, nothing has come to our notice that causes us to believe that the accompanying statement of un audited financial results prepared in accordance with accounting standards and other recognised accounting practices and policies has not disclosed the information required to be disclosed in terms of Clause of the Listing Agreement including the manner in which it is to be disclosed, or that it contains any material misstatement.

For PROGREX VENTUREX LIMITED


Director

Dted: 30.10.2021

