



DCSL/2021-22/28

Dated : 13-11-2021

The Secretary,  
Department of Corporate Services,  
Bombay Stock Exchange Ltd.,  
MUMBAI - 400 001

Sub.: Standalone Unaudited Financial Results (Reviewed) of our Company  
(Scrip Code 531237) for the quarter & 6 months ended on 30.09.2021.

Dear Sir,

With reference to the above subject, attached please find herewith the Standalone Unaudited Financial Results of our Company along with statement of Assets & Liabilities for the quarter & 6 months ended on 30<sup>th</sup> September, 2021.

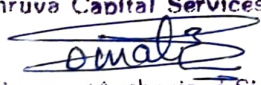
These results have been reviewed by the Audit Committee and taken on record by the Board of Directors of our Company at their respective meetings held today, i.e. on 13<sup>th</sup> November, 2021.

Limited Review Report of these results, given by the Auditor's of our Co., Cash Flow Statement & News Paper Publication format are also attached herewith.

These are for your kind information & records.

Thanking you.

Yours truly,  
For Dhruva Capital Services Ltd.  
For Dhruva Capital Services Limited

  
Director/Authorised Signatory

(Somali Jain)  
M. No. – A45054  
Company Secretary &  
Compliance Officer

Attached : As above.

# DHRUVA CAPITAL SERVICES LTD.

CIN : L67120RJ1994PLC008593

REGD. OFF. : 003-A, "CIRCLE-VIEW", SUKHADIA CIRCLE, UDAIPUR -313001

**Statement of Standalone Unaud. Fin. Results (Reviewed) for the Quarter & Half year Ended Sept. 30, 2021**  
**PART I**

(Rs. In Lacs)

	PARTICULARS	QUARTER ENDED			6 MONTH ENDED		YR. END
		30.09.21	30.06.21	30.09.20	30.09.21	30.09.20	31.03.21
		UNAUD.	UNAUD.	UNAUD.	UNAUD.	UNAUD.	AUDITED
	<b>Revenue from operations</b>						
	(a) Interest Income	4.54	4.48	4.50	9.02	8.90	18.09
	(b) Dividend Income	0.35	0.15	0.26	0.51	0.26	0.66
	(c) Rental Income	0.88	0.89	0.84	1.77	1.62	3.30
(I)	<b>Total Revenue from operations</b>	<b>5.77</b>	<b>5.52</b>	<b>5.60</b>	<b>11.30</b>	<b>10.78</b>	<b>22.05</b>
(II)	Other income	0.00	0.20	0.00	0.20	0.07	0.19
(III)	<b>Total Revenue (I+II)</b>	<b>5.77</b>	<b>5.72</b>	<b>5.60</b>	<b>11.50</b>	<b>10.85</b>	<b>22.24</b>
	<b>Expenses</b>						
	(a) Finance Costs	0.00	0.00	0.00	0.00	0.00	0.00
	(b) Cost of Material Consumed	0.00	0.00	0.00	0.00	0.00	0.00
	(c) Employee Benefits Expense	2.74	2.65	2.48	5.40	4.88	10.19
	(d) Depreciation & amortization expenses	0.05	0.05	0.68	0.10	1.36	2.71
	(e) Legal Fees & commission expenses	0.96	1.06	1.02	2.03	1.95	4.24
	(e) Other expenses	0.55	0.14	0.43	0.69	0.57	1.12
(IV)	<b>Total Expenses</b>	<b>4.30</b>	<b>3.90</b>	<b>4.61</b>	<b>8.22</b>	<b>8.76</b>	<b>18.26</b>
(V)	Profit / ( Loss ) before exceptional items and tax (III-VI)	1.47	1.82	0.99	3.28	2.09	3.98
(VI)	Exceptional items	0.00	0.00	0.00	0.00	0.00	0.00
(VII)	<b>Profit / (Loss) before tax (V-VI)</b>	<b>1.47</b>	<b>1.82</b>	<b>0.99</b>	<b>3.28</b>	<b>2.09</b>	<b>3.98</b>
(VIII)	Tax expense						
	(1) Current tax	0.00	0.00	0.00	0.00	0.00	0.88
	(2) Prior period tax	0.00	0.00	0.00	0.00	0.00	0.00
	(3) Deferred tax	0.00	0.00	0.00	0.00	0.00	-0.27
(IX)	<b>Profit (Loss) for the period from continuing operation (VII-VIII)</b>	<b>1.47</b>	<b>1.82</b>	<b>0.99</b>	<b>3.28</b>	<b>2.09</b>	<b>3.37</b>
(X)	Profit / (Loss) from discontinued operation	0.00	0.00	0.00	0.00	0.00	0.00
(XI)	Tax expense of discontinued operations	0.00	0.00	0.00	0.00	0.00	0.00
(XII)	<b>Profit / (Loss) from discontinued operation (after tax) (X-XI)</b>	<b>0.00</b>	<b>0.00</b>	<b>0.00</b>	<b>0.00</b>	<b>0.00</b>	<b>0.00</b>
(XIII)	<b>Profit (Loss) for the period (IX+XII)</b>	<b>1.47</b>	<b>1.82</b>	<b>0.99</b>	<b>3.28</b>	<b>2.09</b>	<b>3.37</b>
(XIV)	<b>Other Comprehensive Income</b>						
	(A) (i) Items that will not be reclassified to profit or loss (specify items and amounts)	0.00	0.00	0.00	0.00	0.00	
	(ii) Income tax relating to items that will not be reclassified to profit or loss						0.00
	<b>Subtotal (A)</b>	<b>0.00</b>	<b>0.00</b>	<b>0.00</b>	<b>0.00</b>	<b>0.00</b>	<b>0.00</b>
	(B) (i) Items that will be reclassified to profit or loss (specify items and amounts)	0.00	0.00	0.00	0.00	0.00	0.00
	(ii) Income tax relating to items that will be reclassified to profit or loss						
	<b>Subtotal (B)</b>	<b>0.00</b>	<b>0.00</b>	<b>0.00</b>	<b>0.00</b>	<b>0.00</b>	<b>0.00</b>
	<b>Other Comprehensive Income (A + B)</b>	<b>0.00</b>	<b>0.00</b>	<b>0.00</b>	<b>0.00</b>	<b>0.00</b>	<b>0.00</b>
(XV)	<b>Total Comprehensive Income for the period (XIII + XIV)(Comprising Profit / Loss and other Comprehensive Income for the period)</b>	<b>1.47</b>	<b>1.82</b>	<b>0.99</b>	<b>3.28</b>	<b>2.09</b>	<b>3.37</b>
(XVI)	<b>Earnings per equity share</b>						
	Basic (Rs.)	0.05	0.06	0.03	0.10	0.06	0.10
	Diluted (Rs.)	0.05	0.06	0.03	0.10	0.06	0.10

For Dhruva Capital Services Limited

*Amor K. Don*  
Director/Authorised Signatory

For DHRUVA CAPITAL SERVICES LTD.

*Amor K. Don*  
MANAGING DIRECTOR

# DHRUVA CAPITAL SERVICES LTD.

CIN : L67120RJ1994PLC008593

REGD. OFF.: 003-A, "CIRCLE -VIEW", SUKHADIA CIRCLE, UDAIPUR -313001

## Statement of Standalone Unaudited Financial Results (Reviewed) for the Quarter & Half year Ended Sept. 30, 2021

PART II Continued from previous page :: 2 ::

A							
1	PUBLIC SHAREHOLDING	NO. OF SHARES	1060900	1060900	1060900	1060900	1060900
		PERCENTAGE OF SHARE HOLDING	32.53%	32.53%	32.53%	32.53%	32.53%
2	PROMOTER & PROMOTER GROUP SHAREHOLDING						
	PLEDGED / ENCUMBERED	NO. OF SHARES	0	0	0	0	0
	% OF SHARES (AS A % OF TOTAL HOLDING OF PROMOTER GROUP)		0	0	0	0	0
	% OF SHARES (AS A % OF TOTAL SHARE CAPITAL OF COMPANY)		0	0	0	0	0
	NON - ENCUMBERED	NO. OF SHARES	2200800	2200800	2200800	2200800	2200800
	% OF SHARES (AS A % OF TOTAL HOLDING OF PROMOTER GROUP)		100%	100%	100%	100%	100%
	% OF SHARES (AS A % OF TOTAL SHARE CAPITAL OF COMPANY)		67.47%	67.47%	67.47%	67.47%	67.47%


B. INVESTOR COMPLAINTS FOR QUARTER ENDED 30.09.2021		OPENING	RECEIVED	TOTAL	DISPOSED	UNRESOLVED
		NIL	0	0	0	NIL

Statement of Assets & Liabilities (Rs. In Lacs)		Period Ended	
PARTICULARS		30.09.21	31.03.21
		UNAUD.	AUDIT.
<b>ASSETS</b>			
(1) <b>Financial Assets</b>			
(a) Cash and cash equivalents	0.07	0.25	
(b) Bank Balance other than (a) above	0.52	2.30	
(c) Derivative financial instruments	0.00	0.00	
(d) Receivables	0.00		
(I) Trade Receivables	0.00	0.00	
(II) Other Receivables	0.00	0.00	
(e) Loans	225.17	225.75	
(f) Investments	66.59	66.59	
(g) Other Financial assets			
(i) Telecommunication SSD	0.03	0.03	
(ii) Circle View Appt. Owners Society	0.20	0.10	
(2) <b>Non - Financial assets</b>			
(a) Inventories	0.00	0.00	
(b) Current tax assets (Net)	3.27	2.73	
(c) Deferred tax Assets (Net)	0.00	0.00	
(d) Investment Property	180.24	180.24	
(e) Biological assets other than bearer plants	0.00	0.00	
(f) Property, Plant and Equipment	11.48	11.57	
(g) Capital work - in-progress	0.00	0.00	
(h) Intangible assets under development	0.00	0.00	
(i) Goodwill	0.00	0.00	
(j) Other Intangible assets	0.00	0.00	
(k) Other non-financial assets ( to be specified)	0.00	0.00	
<b>Total Assets</b>	<b>487.57</b>	<b>489.56</b>	
<b>LIABILITIES AND EQUITY</b>			
<b>LIABILITIES</b>			
(1) <b>Financial Liabilities</b>			
(a) Derivative financial instruments	0.00	0.00	
(b) Payables			
(I) Trade Payables			
(i) total outstanding dues of micro enterprises and small enterprises	0.00	0.00	
(ii) total outstanding dues of creditors other than micro enterprises and small enterprises	0.98	0.65	
(II) Other Payables			
(i) total outstanding dues of micro enterprises and small enterprises	0.00	0.00	
(ii) total outstanding dues of creditors other than micro enterprises and small enterprises	0.00	0.00	
(c) Debt Securities	0.00	0.00	
(d) Borrowings (Other than Debt Securities)	3.19	3.19	
(e) Deposits	0.00	0.00	
(f) Subordinated Liabilities	0.00	0.00	
(g) Other financial liabilities (to be specified)			
(i) Salary Payable	0.32	0.29	
(ii) Director Remuneration	0.50	5.95	
(2) <b>Non- Financial Liabilities</b>			
(a) Current tax liabilities (Net)	0.15	0.15	
(b) Provisions	21.80	21.98	
(c) Deferred tax liabilities (Net)	2.05	2.06	
(d) Other non - financial liabilities (to be specified)	0.00	0.00	
(3) <b>Equity</b>			
(a) Equity Share Capital	326.17	326.17	
(b) Other Equity	132.41	129.12	
<b>Total Liabilities and Equity</b>	<b>487.57</b>	<b>489.56</b>	

### NOTES :

- \*\* SEGMENT REPORTING AS DEFINED IN AS - 17 IS NOT APPLICABLE ON OUR COMPANY.
- \*\* PREVIOUS PERIOD FIGURES HAVE BEEN REGROUPED / REARRANGED WHEREVER REQUIRED.
- \*\* THE ABOVE UNAUDITED QUARTERLY FINANCIAL RESULTS HAVE BEEN REVIEWED BY THE AUDIT COMMITTEE & APPROVED BY THE BOARD OF DIRECTORS AT THEIR RESPECTIVE MEETING HELD ON 13.11.2021.
- \*\* THE BOARD HAS NOT PROPOSED ANY DIVIDEND.
- \*\* PROVISION OF TAXATION IS MADE ON 31ST MARCH EVERY YEAR FOR FULL FINANCIAL YEAR.
- \*\* THERE IS NO SIGNIFICANT IMPACT OF COVID-19 PANDEMIC ON THE FINANCIAL RESULTS OF SECOND QUARTER OF FY 2021-22 OF THE COMPANY.THE COMPANY CONTINUES TO CLOSELY MONITOR CURRENT & RAPIDLY CHANGING SITUATION.

FOR DHRUVA CAPITAL SERVICES LIMITED  
For DHRUVA CAPITAL SERVICES LTD.



MANAGING DIRECTOR

(KAILASH KARNAWAT)

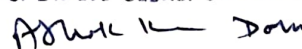
PLACE : UDAIPUR

MANAGING DIRECTOR

DATED : 13TH NOVEMBER 2021

DIN - 00300998

For Dhruva Capital Services Limited



Director/Authorised Signatory  
(ASHOK KUMAR DOSHI)

AUDIT COMMITTEE CHAIRMAN  
DIN- 00863821




**DHRUVA CAPITAL SERVICES LIMITED**

CIN - L67120RJ1994PLC008593

REGD. OFF. : 003-A, "CIRCLE -VIEW", SUKHADIA CIRCLE, UDAIPUR -313001

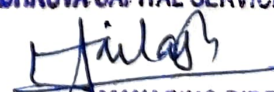
**STATEMENT OF STANDALONE CASH FLOW STATEMENT FOR THE HALF YEAR ENDED ON 30.09.2021**

PARTICULARS	30.09.2021	31.03.2021
	UNAUDITED	AUDITED
<b>(A) CASH FLOW FROM OPERATING ACTIVITIES :</b>		
Net Profit as per Profit & Loss A/c	3.28	3.37
<b>Adjustment for :-</b>		
Depreciation	0.09	2.71
Deffered Tax	0.00	-0.27
Dividend Income	-0.51	-0.67
Interest On FDR	0.00	0.00
Finance cost	0.00	0.00
<b>Operating Profit before working capital changes</b>	<b>2.86</b>	<b>5.14</b>
<b>Adjustment for :-</b>		
Trade receivables	0.00	0.00
Short Term Loans & Advances	0.58	-6.03
Trade Payables	0.33	-0.09
Other Payables	-5.42	1.31
Short Term Borrowings	0.00	-0.30
Other Current Liabilities	0.00	0.11
Provisions	-0.18	-0.06
Other Current Assets	-0.54	0.29
<b>Net Cash From Operating Activities (A)</b>	<b>-2.37</b>	<b>0.37</b>
<b>(B) CASH FLOW FROM INVESTING ACTIVITIES :</b>		
Interest on FDR	0.00	0.00
Dividend Income	0.51	0.67
Purchase\sale of Fixed Assets	0.00	0.00
Investment in FDR	0.00	0.00
Investment in Real Estate	0.00	0.00
<b>Net Cash From Investing Activities (B)</b>	<b>0.51</b>	<b>0.67</b>
<b>(C) CASH FLOW FROM FINANCING ACTIVITIES :</b>		
Long Term Borrowings/Advances	0.00	0.00
Long Term Loans & Advances	-0.10	0.00
<b>Net Cash from financing Activities (C)</b>	<b>-0.10</b>	<b>0.00</b>
<b>Net increase in cash &amp; cash equivalents(A+B+C)</b>	<b>-1.962</b>	<b>1.04</b>
<b>Opening Balance of Cash &amp; Cash Equivalents</b>	<b>2.56</b>	<b>1.52</b>
<b>Closing Balance of Cash &amp; Cash Equivalents</b>	<b>0.60</b>	<b>2.56</b>
<b>Note: Figures in - / brackets represents cash outflow.</b>		

**FOR DHRUVA CAPITAL SERVICES LIMITED**For Dhruva Capital Services Limited **For DHRUVA CAPITAL SERVICES LTD.**
  
**Director/Authorised Signatory**
**(ASHOK KUMAR DOSHI)**

Audit Committee Chairman

DIN- 00863821

  
**MANAGING DIRECTOR**
**(KAILASH KARNAWAT)**

Managing Director

DIN No.- 00300998

Place:- Udaipur

Dated:- 13th November,2021



# T.K. Bohara & Co.

Chartered Accountants

## Limited Review Report

Review Report to:  
The Board of Directors,  
Dhruva Capital Services Ltd.  
CIN- L67120RJ1994PLC008593  
Udaipur (Raj.)

We have reviewed the accompanying statement of unaudited financial results of **DHRUVA CAPITAL SERVICES LIMITED (CIN- L67120RJ1994PLC008593)** for the quarter ended 30<sup>TH</sup> September, 2021 except for the disclosures regarding 'Public Shareholding' and 'Promoter and Promoter Group Shareholding' which have been traced from disclosures made by the management and have not been audited by us. This statement is the responsibility of the Company's Management and has been approved by the Board of Directors/ committee of Board of Directors. Our responsibility is to issue a report on these financial statements based on our review.

We conducted our review of the Statement in accordance with the Standard on Review Engagements (SRE) 2410 "Review of Interim Financial Information Performed by the Independent Auditor of the Entity", issued by the Institute of Chartered Accountants of India. This standard requires that we plan and perform the review to obtain moderate assurance as to whether the financial statements are free of material misstatement. A review is limited primarily to inquiries of company personnel and analytical procedures applied to financial data and thus provide less assurance than an audit. We have not performed an audit and accordingly, we do not express an audit opinion.

Based on our review conducted as above, nothing has come to our attention that causes us to believe that the accompanying statement of unaudited financial results prepared in accordance with applicable accounting standards (Note 1) and other recognized accounting practices and policies has not disclosed the information required to be disclosed in terms of regulation 33 of the SEBI (Listing Obligations and Disclosure Requirements) Regulations, 2015 including the manner in which it is to be disclosed, or that it contains any material misstatement.

Place: Udaipur  
Date : 13<sup>th</sup> November, 2021  
UDIN : 21401253 AAAABF7078

For T.K. Bohara & Co.  
Chartered Accountants  
FRN : 000798C

(CA. Mukesh Bohara)  
Partner  
M.No. : 401253

# DHRUVA CAPITAL SERVICES LTD.

CIN : L67120RJ1994PLC008593

REGD. OFF. : 003-A, "CIRCLE -VIEW", SUKHADIA CIRCLE, UDAIPUR - 313001

Statement of Standalone Unaudited Fin. Results (Reviewed) for the quarter ended on 30/09/2021 (Rs. In Lakhs)

S.NO.	PARTICULARS	QUARTER ENDED			6 MNTHS ENDED		YR. ENDED
		30.09.21	30.06.21	30.09.20	30.09.21	30.09.20	31.03.2021
		UNAUD.	UNAUD.	UNAUD.	UNAUD.	UNAUD.	AUDITED
1	Total income from operations (NET)	5.77	5.52	5.60	11.30	10.78	22.24
2	Net Profit / (Loss) for the period (before tax*, exceptional &/or extraordinary Items #)	1.47	1.82	0.99	3.28	2.09	3.98
3	Net Profit / (Loss) for the period before tax* (after exceptional &/or extraord. Items #)	1.47	1.82	0.99	3.28	2.09	3.98
4	Net Profit / (Loss) for the period after tax* (after exceptional &/or extraord. Items #)	1.47	1.82	0.99	3.28	2.09	3.37
5	Total Comprehensive Income for the period [Comprising Profit / (Loss) for the period (after tax) and Other Comprehensive Income (after tax)]	1.47	1.82	0.99	3.28	2.09	3.37
6	Equity Share Capital	326.17	326.17	326.17	326.17	326.17	326.17
7	Reserves (excluding Revaluation Reserve as shown in the Balance Sheet of previous year)	132.41	129.12	127.84	132.41	127.84	129.12
8	Earnings Per Share (before & after extraordinary items) (basic & diluted)	0.05	0.06	0.03	0.10	0.06	0.10

Note: The above is an extract of the detailed format of Unaudited Quarterly Financial Results (Reviewed) for the quarter & half year ended on 30.09.2021, filed with the Bombay Stock Exchange on 13th November, 2021, under Regulation 33 of the SEBI (Listing and Other Disclosure Requirements) Regulations, 2015. The full format of the Quarterly Financial Results is available on the Bombay Stock Exchange (BSE Limited) & Company websites ([www.bseindia.com](http://www.bseindia.com) / scrip code : 531237 & [www.dhruvacapital.com](http://www.dhruvacapital.com)).

\* - Provision of taxation is made on 31st March every year.

# - Exceptional and/or Extraordinary items adjusted in the Statement of Profit and Loss in accordance with Ind-AS Rules / AS Rules, whichever is applicable.

FOR DHRUVA CAPITAL SERVICES LIMITED

Sd/-

(KAILASH KARNAWAT)


MANAGING DIRECTOR

DIN - 00300998

PLACE : UDAIPUR

DATED : 13TH NOVEMBER' 2021

For DHRUVA CAPITAL SERVICES LTD.



MANAGING DIRECTOR