



# RAUNAQ EPC INTERNATIONAL LIMITED

(AN ISO 9001: 2008 Company)

**REIL/SEC/BSE/4/NOVEMBER 2020-2021**

**November 06, 2020**

**The Manager (Listing)**

**BSE Limited**

1<sup>st</sup> Floor, New Trading Ring

Rotunda Building

PJ Towers, Dalal Street

Fort, Mumbai – 400001

**STOCKCODE: 537840**

**Sub: Outcome of Board Meeting 4/20-21**

Dear Sir/Madam,

Pursuant to the Regulation 30 of SEBI (Listing Obligations and Disclosure Requirements) Regulations, 2015 ("the Regulations"), we are enclosing herewith "Standalone and Consolidated Un-Audited Financial Results" of the Company along with Limited Review Report thereon for the quarter ended September 30, 2020 approved by the Board of Directors of the Company at its Meeting held on November 06, 2020 in terms of Regulation 33 of the Regulations.


The meeting of Board of Directors of the Company commenced at 03:30 P.M. and concluded at 04:00 P.M.

You are requested to kindly take the same on records.

Thanking you,

Yours faithfully,

**For Raunaq EPC International Limited**

  
**Sachit Kanwar**  
**Executive Director- Operations**



**Encl: As above**



**Independent Auditors' Limited Review Report on the  
Unaudited Standalone Quarterly and Year to Date Financial Results**

**To the Board of Directors of  
Raunaq EPC International Limited**


We have reviewed the accompanying Statement of Unaudited Standalone Financial Results of Raunaq EPC International Limited ("the Company") for the quarter and six months ended on September 30, 2020 ("the Statement") being submitted by the Company pursuant to Regulation 33 of SEBI (Listing Obligations and Disclosure Requirements) Regulations, 2015 (the "Listing Regulations").

This statement is the responsibility of the Company's Management and has been approved by the Board of Directors, has been prepared in accordance with the recognition and measurement principles laid down in Indian Accounting Standard 34 "Interim Financial Reporting" (Ind AS 34), prescribed under section 133 of the Companies Act, 2013, and other accounting principles generally accepted in India and in compliance with Regulation 33 of the Listing Regulations. Our responsibility is to issue a report on these standalone financial results based on our review.

We conducted our review in accordance with the Standard on Review Engagements (SRE) 2410, 'Review of Interim Financial Information Performed by the Independent Auditor of the Entity', issued by the Institute of Chartered Accountants of India. This standard requires that we plan and perform the review to obtain moderate assurance as to whether the financial results are free of material misstatement. A review is limited primarily to inquiries of company personnel responsible for financial and accounting matters, and applying analytical and other review procedures. A review is substantially less in scope than an audit conducted in accordance with Standards on Auditing and consequently does not enable us to obtain assurance that we would become aware of all significant matters that might be identified in an audit. Accordingly, we do not express an audit opinion.

Based on our review conducted as above, nothing has come to our attention that causes us to believe that the accompanying statement of unaudited standalone financial results prepared in accordance with applicable accounting standards i.e. Indian Accounting Standards ("Ind-AS") specified under section 133 of the Companies Act, 2013 read with Rule 7 of the Companies (Accounts) Rules, 2014 and other recognized accounting practices and policies has not disclosed the information required to be disclosed in terms of Regulation 33 of the SEBI (Listing Obligations and Disclosure Requirements) Regulations, 2015 read with SEBI circular number CIR/CFD/CMD1/44/2019 dated March 29, 2019 of SEBI including the manner in which it is to be disclosed, or that it contains any material misstatement.

**For B. R. Maheswari and Co. LLP**  
Chartered Accountants  
Firm Registration No. 001035N/N500050



*Sanjay Nath*

**Sanjay Nath**  
Partner

Membership No. 082700

Date: November 6, 2020  
Place: New Delhi

UDIN: 20082700AAABDQ5201



**Independent Auditors' Limited Review Report on the  
Unaudited Consolidated Quarterly to Year to Date Financial Results**

**To the Board of Directors of  
Raunaq EPC International Limited**


We have reviewed the accompanying Statement of Unaudited Consolidated Financial Results of Raunaq EPC International Limited ("the Holding Company") and its subsidiary (the Holding Company and its Subsidiary together referred to as "the Group") for the quarter and six months ended on September 30, 2020 ("the Statement") being submitted by the Holding Company pursuant to Regulation 33 of SEBI (Listing Obligations and Disclosure Requirements) Regulations, 2015, as amended (the "Listing Regulations").

This statement is the responsibility of the Holding Company's Management and has been approved by the Holding's Board of Directors, has been prepared in accordance with the recognition and measurement principles laid down in Indian Accounting Standard 34 "Interim Financial Reporting" (Ind AS 34), prescribed under section 133 of the Companies Act, 2013, and other accounting principles generally accepted in India and in compliance with Regulation 33 of the Listing Regulations. Our responsibility is to express a conclusion on the consolidated financial results based on our review.

We conducted our review in accordance with the Standard on Review Engagements (SRE) 2410, 'Review of Interim Financial Information Performed by the Independent Auditor of the Entity', issued by the Institute of Chartered Accountants of India. This standard requires that we plan and perform the review to obtain moderate assurance as to whether the financial results are free of material misstatement. A review is limited primarily to inquiries of Holding company personnel responsible for financial and accounting matters, and applying analytical and other review procedures. A review is substantially less in scope than an audit conducted in accordance with Standards on Auditing and consequently does not enable us to obtain assurance that we would become aware of all significant matters that might be identified in an audit. Accordingly, we do not express an audit opinion.

We also performed procedures in accordance with the circular issued by the Securities Exchange Board of India under Regulation 33(8) of the Listing Regulations, to the extent applicable.

The Statement includes the result of the subsidiary (namely, Xlerate Driveline India Limited)





Based on our review conducted as above and based on the consideration of the review report of the other auditor referred to in paragraph below, nothing has come to our attention that causes us to believe that the accompanying statement of unaudited consolidated financial results prepared in accordance with applicable accounting standards i.e. Indian Accounting Standards ("Ind-AS") specified under section 133 of the Companies Act, 2013 read with Rule 7 of the Companies (Accounts) Rules, 2014 and other recognized accounting practices and policies has not disclosed the information required to be disclosed in terms of Regulation 33 of the SEBI (Listing Obligations and Disclosure Requirements) Regulations, 2015 read with SEBI circular number CIR/CFD/CMD1/44/2019 dated March 29, 2019 of SEBI including the manner in which it is to be disclosed, or that it contains any material misstatement.

We did not review the financial results of one subsidiary included in the consolidated unaudited financial results, whose financial results reflect total assets of Rs. 3,081.35 lakhs as on 30 September 2020 and total revenue of Rs. 1,512.78 lakhs and total comprehensive income of Rs. (3.99) lakhs for the six months ended 30 September 2020, as considered in the consolidated unaudited financial results. These financial results have been reviewed by another auditor whose report has been furnished to us by the Management and our conclusion on the Statement, in so far as it relates to the amounts and disclosures included in respect of this subsidiary, is based solely on the reports of the other auditor and the procedures performed by us as stated above. Our conclusion on the statement is not modified in respect of the above matter.

For B. R. Maheswari and Co. LLP  
Chartered Accountants  
Firm Registration No. 001035N/N500050



*Sanjay Nath*  
Sanjay Nath  
Partner

Membership No. 082700

UDIN: 20082700AAABDR9528

Date: November 6, 2020  
Place: New Delhi



**RAUNAQ EPC INTERNATIONAL LIMITED**

Registered Office : 20 K.M. Mathura Road, P.O. Amar Nagar, Faridabad - 121003. (Haryana).

Ph.: +91(129) 4288888, Fax : +91(129) 428822-23

E-mail : info@raunaqintl.com Website : www.raunaqinternational.com

CIN : L51909HR1965PLC034315

**STATEMENT OF UNAUDITED FINANCIAL RESULTS FOR THE QUARTER AND HALF YEAR ENDED SEPTEMBER 30, 2020**

(□ in lakhs)

S.No	Particulars	Quarter Ended						Half Year Ended				Year Ended	
		Standalone			Consolidated			Standalone		Consolidated		Standalone	Consolidated
		30.09.2020 Unaudited	30.06.2020 Unaudited	30.09.2019 Unaudited	30.09.2020 Unaudited	30.06.2020 Unaudited	30.09.2019 Unaudited	30.09.2020 Unaudited	30.09.2019 Unaudited	30.09.2020 Unaudited	30.09.2019 Unaudited	31.03.2020 Audited	31.03.2020 Audited
1	Revenue from Operations	206.94	213.95	329.93	1,277.38	647.63	1,261.07	420.89	869.50	1,925.01	2,901.94	1,853.13	6,167.61
2	Other Income	363.70	85.03	79.88	368.79	88.60	83.29	448.73	247.08	457.39	255.02	368.87	386.28
3	<b>Total Revenue (1+2)</b>	<b>570.64</b>	<b>298.98</b>	<b>409.81</b>	<b>1,646.17</b>	<b>736.23</b>	<b>1,344.36</b>	<b>869.62</b>	<b>1,116.58</b>	<b>2,382.40</b>	<b>3,156.96</b>	<b>2,222.00</b>	<b>6,553.89</b>
4	<b>Expenses</b>												
	a. Cost of Materials Consumed	16.03	12.15	225.41	855.72	338.81	934.91	28.18	331.60	1,143.55	1,847.10	518.72	3,600.71
	b. Changes in Inventory of Work-in-Progress	(27.67)	100.62	-	(79.07)	100.62	-	72.95	-	72.53	-	-	-
	c. Employee Benefits Expense	100.73	88.07	149.82	189.96	133.99	239.01	188.80	313.24	323.95	490.82	562.72	912.39
	d. Finance Cost	43.09	44.03	101.40	73.87	72.89	132.61	87.12	192.53	146.76	258.40	291.70	423.54
	e. Depreciation and Amortisation Expense	19.27	20.32	18.63	42.91	44.21	43.59	39.59	37.06	87.12	86.37	83.64	181.22
	f. Bad Debts Written off	-	-	-	-	-	-	-	687.05	-	687.05	687.05	687.05
	g. Allowance for Expected Credit Loss	169.25	4.56	32.31	169.25	4.56	32.31	173.82	32.31	173.82	32.31	559.27	559.27
	h. Decrease in Fair Value of Investment	-	-	80.50	-	-	80.50	-	298.87	-	298.87	399.92	399.92
	i. Allowance for Impairment Loss	-	-	-	-	-	-	-	545.70	-	-	764.80	-
	j. Other Expenses	129.98	66.20	167.74	250.37	117.35	298.27	196.19	361.04	367.73	635.21	986.46	1,676.28
	<b>Total Expenses</b>	<b>450.68</b>	<b>335.95</b>	<b>775.81</b>	<b>1,503.01</b>	<b>812.43</b>	<b>1,761.20</b>	<b>786.65</b>	<b>2,799.40</b>	<b>2,315.46</b>	<b>4,336.13</b>	<b>4,854.28</b>	<b>8,440.38</b>
5	<b>Profit / (Loss) before Exceptional Items and Tax (3-4)</b>	<b>119.96</b>	<b>(36.97)</b>	<b>(366.00)</b>	<b>143.16</b>	<b>(76.20)</b>	<b>(416.84)</b>	<b>82.97</b>	<b>(1,682.82)</b>	<b>66.94</b>	<b>(1,179.17)</b>	<b>(2,632.28)</b>	<b>(1,886.49)</b>
6	Exceptional Items	-	-	-	0.38	-	-	-	-	0.38	-	-	-
7	<b>Profit / (Loss) before Tax (5-6)</b>	<b>119.96</b>	<b>(36.97)</b>	<b>(366.00)</b>	<b>142.78</b>	<b>(76.20)</b>	<b>(416.84)</b>	<b>82.97</b>	<b>(1,682.82)</b>	<b>66.56</b>	<b>(1,179.17)</b>	<b>(2,632.28)</b>	<b>(1,886.49)</b>
8	<b>Tax Expense</b>												
	a. Current Tax (including Prior Period Taxation)	-	-	-	-	-	-	-	-	-	-	-	-
	b. Deferred Tax	0.75	9.52	(92.32)	(4.75)	2.60	(88.11)	10.27	(466.33)	(2.15)	(254.46)	289.50	291.17
	<b>Total Tax Expense</b>	<b>0.75</b>	<b>9.52</b>	<b>(92.32)</b>	<b>(4.75)</b>	<b>2.60</b>	<b>(88.11)</b>	<b>10.27</b>	<b>(466.33)</b>	<b>(2.15)</b>	<b>(254.46)</b>	<b>289.50</b>	<b>291.17</b>
9	<b>Net Profit / (Loss) for the Period (7-8)</b>	<b>119.21</b>	<b>(46.49)</b>	<b>(273.68)</b>	<b>147.53</b>	<b>(78.80)</b>	<b>(328.73)</b>	<b>72.70</b>	<b>(1,216.49)</b>	<b>68.71</b>	<b>(924.71)</b>	<b>(2,921.80)</b>	<b>(2,177.66)</b>
	<b>Profit / (Loss) for the Period attributable to:</b>												
	Equity holders of the Company	119.21	(46.49)	(273.68)	131.89	(78.80)	(328.73)	72.70	(1,216.49)	70.91	(924.71)	(2,921.80)	(2,177.66)
	Non- Controlling Interests	-	-	-	15.64	-	-	-	-	(2.20)	-	-	-
10	<b>Other Comprehensive (Loss) / Income</b>												
	<b>Items that will not be Reclassified to Statement of Profit and Loss</b>												
	Re-measurement Gains/ (Losses) on Defined Benefit Plan	2.80	2.80	6.60	2.80	2.80	6.60	5.60	13.19	5.60	13.19	11.19	11.33
	Income Tax Effect	-	-	(1.61)	-	-	(1.61)	-	(3.32)	-	(3.32)	-	(0.04)
	<b>Other Comprehensive Income (Net of Tax)</b>	<b>2.80</b>	<b>2.80</b>	<b>4.99</b>	<b>2.80</b>	<b>2.80</b>	<b>4.99</b>	<b>5.60</b>	<b>9.87</b>	<b>5.60</b>	<b>9.87</b>	<b>11.19</b>	<b>11.29</b>
11	<b>Total Comprehensive Income after Tax (9+10)</b>	<b>122.01</b>	<b>(43.69)</b>	<b>(268.69)</b>	<b>150.33</b>	<b>(76.00)</b>	<b>(323.74)</b>	<b>78.30</b>	<b>(1,206.62)</b>	<b>74.31</b>	<b>(914.84)</b>	<b>(2,910.61)</b>	<b>(2,166.37)</b>
	<b>Total Comprehensive Income for the Period attributable to:</b>												
	Equity holders of the Company	122.01	(43.69)	(268.69)	134.70	(76.00)	(323.74)	78.30	(1,206.62)	76.52	(914.84)	(2,910.61)	(2,166.37)
	Non- Controlling Interests	-	-	-	15.64	-	-	-	-	(2.20)	-	-	-
12	<b>Earnings Per Share [of Rs. 10 each (* Not Annualised)]</b>												
	<b>Basic and Diluted (in Rs.)</b>	<b>*3.57</b>	<b>*(1.39)</b>	<b>*(8.19)</b>	<b>*4.41</b>	<b>*(2.36)</b>	<b>*(9.83)</b>	<b>*2.17</b>	<b>*(36.39)</b>	<b>*2.05</b>	<b>*(27.66)</b>	<b>(87.39)</b>	<b>(65.14)</b>


*Ranva*



Notes:

- 1 The statutory auditors of the company have carried out limited review of the Standalone and Consolidated Financial results for the quarter ended September 30, 2020, in compliance of Regulation 33 of SEBI (LODR) regulation, 2015. The above financial results have been reviewed and recommended by the Audit Committee and subsequently approved by the Board of Directors of the Company in their meeting held on 06th November, 2020.
- 2 The Company had already divested 55.21% equity investment in its wholly owned subsidiary Company, M/s Xlerate Driveline India Limited (XDIL) on September 17, 2020. Further, the Company has divested 19.88% equity investment in XDIL on November 3, 2020 and now has remained with the investment of 24.91% in XDIL. The sale value of the Investment is determined based upon the independent valuation report.
- 3 The company is principally engaged in the business of Engineering contracting business. All other activities of the company revolved around the main business and accordingly, there is no separate reportable segment as per the Ind AS-108 "Operating Segment" specified under Section 133 of Companies Act, 2013.
- 4 Previous period figures have been regrouped/ reclassified wherever necessary to conform to current period classification.  
Refer Annexure-1 for Consolidated and Standalone Balance Sheet and Annexure-2 for Consolidated and Standalone statement of Cash Flow.

Date: 06th November, 2020



**SURINDER PAUL KANWAR**  
Chairman & Managing Director



**Annexure:- 1 Balance Sheet as on 30th September 2020**

Particulars	Standalone		Consolidated	
	As at 30 September, 2020	As at 31 March, 2020	As at 30 September, 2020	As at 31 March, 2020
<b>ASSETS</b>				
<b>Non-current Assets</b>				
Property, Plant and Equipment	420.28	455.98	1,734.75	1,817.54
Capital Work in Progress	-	-	15.81	6.62
Intangible Assets	0.56	3.98	2.63	6.38
<b>Financial Assets</b>				
a. Investments	436.32	783.44	113.44	60.54
b. Loans and Advances	2.53	2.53	2.53	20.40
c. Trade Receivables	320.07	227.63	320.07	227.63
d. Other Financial Assets	212.07	213.50	229.73	213.50
Deferred Tax Assets (Net)	-	-	217.70	180.26
<b>Total Non-current Assets</b>	<b>1,391.83</b>	<b>1,687.06</b>	<b>2,636.66</b>	<b>2,532.87</b>
<b>Current Assets</b>				
Inventories	113.88	10.42	703.73	516.87
<b>Financial Assets</b>				
a. Trade Receivables	1,999.53	2,557.71	2,823.19	3,627.90
b. Cash and Cash Equivalents	56.17	34.41	57.23	35.65
c. Bank Balances other than (b) above	230.63	232.33	265.39	267.09
d. Loans and Advances	19.52	20.31	35.39	44.17
e. Other Financial Assets	338.50	9.95	339.54	9.95
Current Tax Assets	75.92	134.79	77.84	137.39
Other Current Assets	413.71	422.94	459.19	468.34
<b>Total Current Assets</b>	<b>3,247.86</b>	<b>3,422.86</b>	<b>4,761.50</b>	<b>5,107.36</b>
<b>Total Assets</b>	<b>4,639.69</b>	<b>5,109.92</b>	<b>7,398.16</b>	<b>7,640.23</b>
<b>EQUITY AND LIABILITIES</b>				
<b>Equity</b>				
Equity Share Capital	334.32	334.32	334.32	334.32
Other Equity	1,095.61	1,017.32	1,163.73	1,171.38
<b>Equity Attributable to Equity Holders of the Parent</b>	<b>1,429.93</b>	<b>1,351.64</b>	<b>1,498.05</b>	<b>1,505.70</b>
Non-Controlling Interest	-	-	481.96	-
<b>Total Equity</b>	<b>1,429.93</b>	<b>1,351.64</b>	<b>1,980.01</b>	<b>1,505.70</b>
<b>Liabilities</b>				
<b>Non-current Liabilities</b>				
<b>Financial Liabilities</b>				
a. Borrowings	416.47	466.56	1,229.11	1,277.60
Provisions	28.34	42.06	52.46	64.27
Deferred Tax Liability (Net)	35.28	25.01	35.28	-
<b>Total Non-current Liabilities</b>	<b>480.09</b>	<b>533.63</b>	<b>1,316.85</b>	<b>1,341.87</b>
<b>Current Liabilities</b>				
<b>Financial Liabilities</b>				
a. Borrowings	257.69	465.30	618.56	516.61
b. Trade Payables	-	-	54.69	83.04
Total Outstanding Dues of Micro Enterprises and Small Enterprises	-	-	54.69	83.04
Total Outstanding Dues of other than Micro Enterprises and Small Enterprises	1,577.64	1,662.42	2,248.48	2,800.83
c. Other Financial Liabilities	301.41	344.22	331.27	376.62
Other Current Liabilities	420.62	588.83	504.72	685.00
Provisions	172.31	163.88	343.58	330.56
<b>Total Current Liabilities</b>	<b>2,729.67</b>	<b>3,224.65</b>	<b>4,101.30</b>	<b>4,792.66</b>
<b>Total Liabilities</b>	<b>3,209.76</b>	<b>3,758.28</b>	<b>5,418.15</b>	<b>6,134.53</b>
<b>Total Equity and Liabilities</b>	<b>4,639.69</b>	<b>5,109.92</b>	<b>7,398.16</b>	<b>7,640.23</b>
Significant accounting policies and notes to standalone financial statements				





## Annexure:- 2 Statement of Cash Flow for the Period Ended 30th September, 2020

(All amounts in Rs. Lakhs, Unless otherwise stated)

Particulars	Standalone		Consolidated	
	Period Ended 30 September, 2020	Year Ended 31 March, 2020	Period Ended 30 September, 2020	Year Ended 31 March, 2020
<b>A. CASH FLOW FROM OPERATING ACTIVITIES:</b>				
Profit/ (Loss) before tax	82.97	(2,632.28)	66.56	(1,886.49)
Adjustments for:				
Net (gain)/Loss on fair value of financial assets through Statement of Profit & loss	(52.90)	1,164.72	(52.90)	399.92
Expected credit loss	173.82	559.27	173.82	559.27
Depreciation and amortization	39.59	83.64	87.12	181.22
Loss on sale of fixed Assets	-	4.36	-	4.36
Interest and other charges	87.12	291.70	143.71	416.67
Interest Income	(21.51)	(39.75)	(22.75)	(41.99)
Profit on sale of asset	-	(0.06)	-	(0.06)
<b>Operating profit before working capital changes</b>	<b>309.09</b>	<b>(568.40)</b>	<b>395.56</b>	<b>(367.10)</b>
<b>Changes in working Capital</b>				
Adjustments for (increase)/decrease in operating assets:				
Trade receivables	384.37	(713.67)	630.89	(644.00)
Inventories	(103.46)	32.66	(186.86)	(46.82)
Long Term loans & advances	-	3.40	0.21	0.34
Short term loans & advances	0.79	(8.16)	8.78	(30.54)
Non-current trade receivables	(92.44)	2,071.40	(92.44)	2,071.40
Other current financial assets	(328.55)	4.34	(329.59)	4.34
Other non current financial assets	1.43	39.49	1.43	39.49
Other current assets	68.09	210.91	74.82	178.06
Adjustments for increase/(decrease) in operating liabilities:				
Trade payables	(84.78)	(1,334.54)	(282.50)	(1,233.35)
Provisions	0.30	(8.83)	6.80	1.09
Other current liabilities	(209.33)	24.64	(230.07)	(31.77)
<b>Cash generated from operations</b>	<b>(54.48)</b>	<b>(246.75)</b>	<b>(2.97)</b>	<b>(58.85)</b>
Direct Taxes paid (Net)	-	-	-	(1.41)
<b>Net Cash from/ (used) in operating activities</b>	<b>(54.48)</b>	<b>(246.75)</b>	<b>(2.97)</b>	<b>(60.26)</b>
<b>B. CASH FLOW FROM INVESTING ACTIVITIES</b>				
Purchase of fixed assets	(0.47)	(35.70)	(9.81)	(58.15)
Sale of fixed assets / Investments	400.02	9.04	400.02	9.04
Interest received	21.51	39.75	22.75	41.99
Investment in deposits	-	361.93	-	359.92
<b>Net Cash from/ (used) in investment activities</b>	<b>421.06</b>	<b>375.02</b>	<b>412.96</b>	<b>352.80</b>
<b>C. CASH FLOW FROM FINANCING ACTIVITIES</b>				
Proceeds from long term borrowings	-	270.00	-	231.16
Proceeds/ (repayments) from short term borrowings	(207.62)	(199.05)	(194.63)	(199.05)
Repayment of long term borrowings	(50.08)	(22.91)	(50.08)	(22.91)
Interest and other charges paid	(87.12)	(291.70)	(143.71)	(416.67)
Dividend including dividend distribution Tax paid	(1.70)	(1.34)	(1.70)	(1.34)
<b>Net Cash (used) / from financing activities</b>	<b>(346.51)</b>	<b>(245.00)</b>	<b>(390.11)</b>	<b>(408.81)</b>
<b>Net increase / (decrease) in cash and cash equivalents</b>	<b>20.07</b>	<b>(116.73)</b>	<b>19.88</b>	<b>(116.28)</b>
<b>Opening balance of Cash and cash equivalents *</b>	<b>42.71</b>	<b>159.44</b>	<b>43.95</b>	<b>160.23</b>
<b>Closing balance of Cash and cash equivalents *</b>	<b>62.77</b>	<b>42.71</b>	<b>63.83</b>	<b>43.95</b>

## Reconciliation of cash and cash equivalents as per the cash flow statements

Particulars	Period Ended 30 September, 2020	Year Ended 31 March, 2020	Period Ended 30 September, 2020	Year Ended 31 March, 2020
(a) Cash and cash equivalents as per above comprise of the following				
Cash on hand	1.18	1.12	1.66	1.29
Balance with scheduled banks:				
in current accounts	61.59	41.59	62.17	42.66
<b>Cash and cash equivalents at the end of the year</b>	<b>62.77</b>	<b>42.71</b>	<b>63.83</b>	<b>43.95</b>

(b) The above Cash Flow statement is prepared as per "Indirect method" specified in Ind AS 7 "Statement of Cash Flows"

*Sanwika*