



# RAUNAQ EPC INTERNATIONAL LIMITED

(AN ISO 9001: 2008 Company)

REIL/SEC/BSE/4/JUNE 2021-2022

June 22, 2021

**The Manager (Listing)**

**BSE Limited**

1<sup>st</sup> Floor, New Trading Ring

Rotunda Building

PJ Towers, Dalal Street

Fort, Mumbai – 400001

**STOCKCODE: 537840**

**Sub: Outcome of Board Meeting 1/21-22**

Dear Sir/Madam,

Pursuant to the Regulation 30 of SEBI (Listing Obligations and Disclosure Requirements) Regulations, 2015 ("the Regulations"), we are enclosing herewith "Standalone and Consolidated Audited Financial Results" of the Company for the quarter and year ended 31 March, 2021 approved by the Board of Directors of the Company at its Meeting held on 22 June, 2021 along with the declaration for unmodified opinion pursuant to Regulation 33(3)(d) of the Regulations.

The meeting of Board of Directors of the Company commenced at 07:00 P.M. and concluded at 07:35 P.M.

You are requested to kindly take the same on records.

Thanking you,

Yours faithfully,

For **Raunaq EPC International Limited**

  
**Sachit Kanwar**

**Executive Director- Operations**

**Encl: As above**





# RAUNAQ EPC INTERNATIONAL LIMITED

(AN ISO 9001: 2008 Company)

REIL/SEC/BSE/4/JUNE 2021-22

June 22, 2021

**The Manager (Listing)**

**BSE Limited**

1<sup>st</sup> Floor, New Trading Ring,

Rotunda Building

PJ Towers, Dalal Street

Fort, Mumbai – 400001

**STOCKCODE: 537840**

Dear Sir/ Madam,

**Sub: Declaration Pursuant to Regulation 33(3)(d) of the SEBI (Listing Obligations and Disclosure Requirements) Regulations, 2015 for unmodified opinion**

**Declaration for unmodified opinion**

We hereby declare that, the Statutory Auditors of the Company M/s B.R. Maheswari & Co LLP Chartered Accountants, (Firm Registration No. 001035N/N500050) have issued an Audit Report with unmodified opinion on Standalone and Consolidated Financial Results for the quarter and year ended March 31, 2021.

Yours faithfully,

For Raunaq EPC International Limited

  
**Sachit Kanwar**  
Executive Director- Operations



**Independent Auditor's Report on Audit of Standalone Financial Results**

**To the Board of Directors of  
Raunaq EPC International Limited**

**Opinion**

We have audited the accompanying Statement of Standalone Financial Results of Raunaq EPC International Limited ("the Company"), for the year ended March 31, 2021 ("the Statement"), attached herewith, being submitted by the Company pursuant to Regulation 33 of the SEBI (Listing Obligations and Disclosure Requirements) Regulations, 2015, as amended ("the Listing Regulations").

In our opinion and to the best of our information and according to the explanations given to us, the Standalone Financial Results for the year ended March 31, 2021:

- a. are presented in accordance with the requirements of the Listing Regulations; and
- b. give a true and fair view in conformity with the recognition and measurement principles laid down in the Indian Accounting Standards prescribed under section 133 of the Companies Act, 2013 ("the Act") read with the Companies (Indian Accounting Standards) Rules, 2015, as amended, ("Ind AS") and other accounting principles generally accepted in India, of the net loss and total comprehensive income and other financial information for the year then ended.

**Basis for Opinion**

We conducted our audit of the Statement in accordance with the Standards on Auditing ("SAs") specified under section 143(10) of the Act. Our responsibilities under those Standards are further described in the "Auditor's Responsibilities for the Audit of the Standalone Financial Results" section of our report. We are independent of the Company in accordance with the Code of Ethics issued by the Institute of Chartered Accountants of India ("ICAI") together with the ethical requirements that are relevant to our audit of the Standalone Financial Results under the provisions of the Act and the Rules made thereunder, and we have fulfilled our other ethical responsibilities in accordance with these requirements and the ICAI's Code of Ethics. We believe that the audit evidence obtained by us is sufficient and appropriate to provide a basis for our audit opinion.





### **Emphasis of Matter**

We draw your attention to Note 2 to the standalone financial results which explains the uncertainties and the management's assessment of the financial impact due to the lock-downs and other restrictions and conditions related to the Covid-19 pandemic situation, for which a definitive assessment of the impact in the subsequent period is highly dependent upon circumstances as they evolve. Our opinion is not modified in respect of this matter.

### **Management's Responsibilities for the Standalone Financial Results**

This Statement is the responsibility of the Company's Board of Directors and has been approved by them for the issuance. The Standalone Financial Results for the year ended March 31, 2021 have been compiled from the related audited standalone financial statements. This responsibility includes the preparation and presentation of the Standalone Financial Results year ended March 31, 2021 that give a true and fair view of the net profit and other comprehensive Income and other financial information in accordance with the recognition and measurement principles laid down in the Ind AS and other accounting principles generally accepted in India and in compliance with the Listing Regulations. This responsibility also includes maintenance of adequate accounting records in accordance with the provisions of the Act for safeguarding of the assets of the Company and for preventing and detecting frauds and other irregularities; selection and application of appropriate accounting policies; making judgments and estimates that are reasonable and prudent; and design, implementation and maintenance of adequate internal financial controls that were operating effectively for ensuring the accuracy and completeness of the accounting records, relevant to the preparation and presentation of the Standalone Financial Results that give a true and fair view and is free from material misstatement, whether due to fraud or error.

In preparing the Standalone Financial Results, the Board of Directors are responsible for assessing the Company's ability to continue as a going concern, disclosing, as applicable, matters related to going concern and using the going concern basis of accounting unless the Board of Directors either intends to liquidate the Company or to cease operations, or has no realistic alternative but to do so.

The Board of Directors is responsible for overseeing the financial reporting process of the Company.

### **Auditor's Responsibilities for the Audit of the Standalone Financial Results**

Our objectives are to obtain reasonable assurance about whether the Standalone Financial Results for the year ended March 31, 2021 as a whole are free from material misstatement, whether due to fraud or error, and to issue an auditor's report that includes our opinion. Reasonable assurance is a high level of assurance, but is not a guarantee that an audit conducted in accordance with SAs will always detect a material misstatement when it exists. Misstatements can arise from fraud or error and are considered material if, individually or in the aggregate, they could reasonably be expected to influence the economic decisions of users taken on the basis of this Standalone Financial Results.



As part of an audit in accordance with SAs, we exercise professional judgment and maintain professional skepticism throughout the audit. We also:

- Identify and assess the risks of material misstatement of the Standalone Financial Results, whether due to fraud or error, design and perform audit procedures responsive to those risks, and obtain audit evidence that is sufficient and appropriate to provide a basis for our opinion. The risk of not detecting a material misstatement resulting from fraud is higher than for one resulting from error, as fraud may involve collusion, forgery, intentional omissions, misrepresentations, or the override of internal control.
- Obtain an understanding of internal financial controls relevant to the audit in order to design audit procedures that are appropriate in the circumstances. Under Section 143(3)(i) of the Act, we are also responsible for expressing our opinion through a separate report on the complete set of financial statements on whether the Company has adequate internal financial controls with reference to financial statements in place and the operating effectiveness of such controls.
- Evaluate the appropriateness of accounting policies used and the reasonableness of accounting estimates and related disclosures in the standalone financial results made by the Management and Board of Directors in terms of the requirements specified under the Listing Regulations.
- Conclude on the appropriateness of the Board of Directors' use of the going concern basis of accounting and, based on the audit evidence obtained, whether a material uncertainty exists related to events or conditions that may cast significant doubt on the ability of the Company to continue as a going concern. If we conclude that a material uncertainty exists, we are required to draw attention in our auditor's report to the related disclosures in the Statement or, if such disclosures are inadequate, to modify our opinion. Our conclusions are based on the audit evidence obtained up to the date of our auditor's report. However, future events or conditions may cause the Company to cease to continue as a going concern.
- Evaluate the overall presentation, structure and content of the Standalone Financial Results, including the disclosures, and whether the Standalone Financial Results represent the underlying transactions and events in a manner that achieves fair presentation.
- Obtain sufficient appropriate audit evidence regarding the Standalone Financial Results of the Company to express an opinion on the Standalone Financial Results.

Materiality is the magnitude of misstatements in the Standalone Financial Results that, individually or in aggregate, makes it probable that the economic decisions of a reasonably knowledgeable user of the Standalone Financial Results may be influenced. We consider quantitative materiality and qualitative factors in (i) planning the scope of our audit work and in evaluating the results of our work; and (ii) to evaluate the effect of any identified misstatements in the Standalone Financial Results.



We communicate with those charged with governance regarding, among other matters, the planned scope and timing of the audit and significant audit findings, including any significant deficiencies in internal control that we identify during our audit.

We also provide those charged with governance with a statement that we have complied with relevant ethical requirements regarding independence, and to communicate with them all relationships and other matters that may reasonably be thought to bear on our independence, and where applicable, related safeguards.

#### Other Matters

The Statement includes the results for the Quarter ended March 31, 2021 being the balancing figure between audited figures in respect of the full financial year and the published year to date figures up to the third quarter of the current financial year which were subject to limited review by us. Our report is not modified in respect of this matter.

For B R Maheswari and Co LLP  
Chartered Accountants  
ICAI Firm Registration No. : 001035N/N500050

  
Sanjay Nath  
Partner  
Membership No.: 082700



UDIN: 21082700AAABBS4115

Place: New Delhi  
Date: June 22, 2021



**Independent Auditor's Report on Audit of Consolidated Financial Results**

**To the Board of Directors of  
Raunaq EPC International Limited**

**Opinion**


We have audited the accompanying Statement of Consolidated Financial Results of **Raunaq EPC International Limited** ("the Company") and its Associate (the Holding Company and its Associate together referred to as "the Group"), for the year ended March 31, 2021 ("the Statement"), attached herewith, being submitted by the Company pursuant to Regulation 33 of the SEBI (Listing Obligations and Disclosure Requirements) Regulations, 2015, as amended ("the Listing Regulations").

In our opinion and to the best of our information and according to the explanations given to us and based on the consideration of reports of other auditors on separate audited financial statements and financial information of the Associate, the aforesaid Consolidated Financial Results for the year ended March 31, 2021:

- a. Include the financial results of the associate namely 'Xlerate Driveline India Limited'
- b. are presented in accordance with the requirements of the Listing Regulations; and
- c. give a true and fair view in conformity with the recognition and measurement principles laid down in the Indian Accounting Standards prescribed under section 133 of the Companies Act, 2013 ("the Act") read with the Companies (Indian Accounting Standards) Rules, 2015, as amended, ("Ind AS") and other accounting principles generally accepted in India, of the net loss and total comprehensive income and other financial information for the year then ended.

**Basis for Opinion**

We conducted our audit of the Statement in accordance with the Standards on Auditing ("SAs") specified under section 143(10) of the Act. Our responsibilities under those Standards are further described in the "Auditor's Responsibilities for the Audit of the Consolidated Financial Results" section of our report. We are independent of the Group in accordance with the Code of Ethics issued by the Institute of Chartered Accountants of India ("ICAI") together with the ethical requirements that are relevant to our audit of the Consolidated Financial Results under the provisions of the Act and the Rules made thereunder, and we have fulfilled our other ethical responsibilities in accordance with these requirements and the ICAI's Code of Ethics. We believe that the audit evidence obtained by us along with the consideration of audit reports of the other auditors referred to in sub paragraph (a) of the "Other Matters" paragraph below, is sufficient and appropriate to provide a basis for our audit opinion on the consolidated financial results.



### **Emphasis of Matter**

We draw your attention to Note 2 to the consolidated financial results which explains the uncertainties and the management's assessment of the financial impact due to the lock-downs and other restrictions and conditions related to the Covid-19 pandemic situation, for which a definitive assessment of the impact in the subsequent period is highly dependent upon circumstances as they evolve.

Our opinion is not modified in respect of this matter.

### **Management's Responsibilities for the Consolidated Financial Results**


This Statement is the responsibility of the Holding Company's Management and Board of Directors and has been approved by them for the issuance. The Consolidated Financial Results for the year ended March 31, 2021 have been compiled from the related audited consolidated financial statements. This responsibility includes the preparation and presentation of the Consolidated Financial Results year ended March 31, 2021 that give a true and fair view of the net profit and other comprehensive Income and other financial information in accordance with the recognition and measurement principles laid down in the Ind AS and other accounting principles generally accepted in India and in compliance with the Listing Regulations. This responsibility also includes maintenance of adequate accounting records in accordance with the provisions of the Act for safeguarding of the assets of the Group and for preventing and detecting frauds and other irregularities; selection and application of appropriate accounting policies; making judgments and estimates that are reasonable and prudent; and design, implementation and maintenance of adequate internal financial controls that were operating effectively for ensuring the accuracy and completeness of the accounting records, relevant to the preparation and presentation of the Consolidated Financial Results that give a true and fair view and is free from material misstatement, whether due to fraud or error, which have been used for the purpose of preparation of the consolidated financial results by the Management and the Holding Company's Directors, as aforesaid.;

In preparing the Consolidated Financial Results, the Management and the respective Board of Directors of the Companies included in the Group are responsible for assessing the ability to continue as a going concern, disclosing, as applicable, matters related to going concern and using the going concern basis of accounting unless the respective Board of Directors either intends to liquidate the Company or to cease operations, or has no realistic alternative but to do so.

The respective Board of Directors of the Companies included in the Group is responsible for overseeing the financial reporting process of each Company.

### **Auditor's Responsibilities for the Audit of the Consolidated Financial Results**

Our objectives are to obtain reasonable assurance about whether the Consolidated Financial Results for the year ended March 31, 2021 as a whole are free from material misstatement, whether due to fraud or error, and to issue an auditor's report that includes our opinion. Reasonable assurance is a high level of assurance, but is not a guarantee that an audit conducted in accordance with SAs will always detect a material misstatement when it exists. Misstatements can arise from fraud or error and are considered material if, individually or in the aggregate, they could reasonably be expected to influence the economic decisions of users taken on the basis of this Consolidated Financial Results.





As part of an audit in accordance with SAs, we exercise professional judgment and maintain professional skepticism throughout the audit. We also:

- Identify and assess the risks of material misstatement of the Consolidated Financial Results, whether due to fraud or error, design and perform audit procedures responsive to those risks, and obtain audit evidence that is sufficient and appropriate to provide a basis for our opinion. The risk of not detecting a material misstatement resulting from fraud is higher than for one resulting from error, as fraud may involve collusion, forgery, intentional omissions, misrepresentations, or the override of internal control.
- Obtain an understanding of internal financial controls relevant to the audit in order to design audit procedures that are appropriate in the circumstances. Under Section 143(3)(i) of the Act, we are also responsible for expressing our opinion through a separate report on the complete set of financial statements on whether the Company has adequate internal financial controls with reference to financial statements in place and the operating effectiveness of such controls.
- Evaluate the appropriateness of accounting policies used and the reasonableness of accounting estimates and related disclosures in the consolidated financial results made by the Management and Board of Directors in terms of the requirements specified under the Listing Regulations.
- Conclude on the appropriateness of the Management and Board of Directors' use of the going concern basis of accounting and, based on the audit evidence obtained, whether a material uncertainty exists related to events or conditions that may cast significant doubt on the ability of the Group to continue as a going concern. If we conclude that a material uncertainty exists, we are required to draw attention in our auditor's report to the related disclosures in the Statement or, if such disclosures are inadequate, to modify our opinion. Our conclusions are based on the audit evidence obtained up to the date of our auditor's report. However, future events or conditions may cause the Group to cease to continue as a going concern.
- Evaluate the overall presentation, structure and content of the Consolidated Financial Results, including the disclosures, and whether the Consolidated Financial Results represent the underlying transactions and events in a manner that achieves fair presentation.
- Obtain sufficient appropriate audit evidence regarding the Financial Results of the entities within the Group to express an opinion on the Consolidated Financial Results. We are responsible for the direction, supervision and performance of the audit of the financial information of such entities included in the consolidated financial results of which we are the independent auditors. For the other entities included in the consolidated financial results, which have been audited by other auditors, such other auditors remain responsible for the direction, supervision and performance of the audits carried out by them. We remain solely responsible for our audit opinion.

Materiality is the magnitude of misstatements in the Consolidated Financial Results that, individually or in aggregate, makes it probable that the economic decisions of a reasonably knowledgeable user of the Consolidated Financial Results may be influenced. We consider quantitative materiality and qualitative



factors in (i) planning the scope of our audit work and in evaluating the results of our work; and (ii) to evaluate the effect of any identified misstatements in the Consolidated Financial Results.

We communicate with those charged with governance of the Holding Company regarding, among other matters, the planned scope and timing of the audit and significant audit findings, including any significant deficiencies in internal control that we identify during our audit.


We also provide those charged with governance with a statement that we have complied with relevant ethical requirements regarding independence, and to communicate with them all relationships and other matters that may reasonably be thought to bear on our independence, and where applicable, related safeguards.

#### Other Matters

- a. We did not audit the financial statements/financial results of one associate, whose financial results reflect Group's share of profit of Rs. 14.95 lakhs for the quarter ended on that date, as considered in the consolidated financial results. These financial statements have been audited by other auditor whose reports have been furnished to us by the Management and our opinion on the consolidated financial results, in so far as it relates to the amounts and disclosures included in respect of the associate, is based solely on the reports of the other auditor.
- b. The Statement includes the results for the Quarter ended March 31, 2021 being the balancing figure between audited figures in respect of the full financial year and the published year to date figures up to the third quarter of the current financial year which were subject to limited review by us.

Our opinion is not modified in respect of the above matters.

**For B R Maheswari and Co LLP**  
Chartered Accountants  
ICAI Firm Registration No. : 001035N/N500050

  
Sanjay Nath  
Partner

Membership No.: 082700

UDIN: 21082700AAABBT5309



Place: New Delhi  
Date: June 22, 2021

**RAUNAQ EPC INTERNATIONAL LIMITED**  
Registered Office : 20 K.M. Mathura Road, P.O. Amar Nagar, Faridabad - 121003. (Haryana).  
Ph.: +91(129) 4288888, Fax : +91(129) 4288822-23  
E-mail : info@raunaqintl.com Website : www.raunaqinternational.com  
CIN : L51909HR1965PLC034315

**STATEMENT OF AUDITED FINANCIAL RESULTS FOR THE QUARTER AND YEAR ENDED MARCH 31, 2021**

(₹ in lakhs)

S.No	Particulars	Quarter Ended						Year Ended			
		Standalone			Consolidated			Standalone		Consolidated	
		31.03.2021 Audited	31.12.2020 Unaudited	31.03.2020 Audited	31.03.2021 Audited	31.12.2020 Unaudited	31.03.2020 Audited	31.03.2021 Audited	31.03.2020 Audited	31.03.2021 Audited	31.03.2020 Audited
1	Revenue from Operations	306.80	259.44	531.24	306.80	259.44	1,772.10	987.13	1,853.13	987.13	6,167.61
2	Other Income	6.48	81.63	13.96	6.48	81.63	18.97	522.56	368.87	522.56	386.28
3	<b>Total Revenue (1+2)</b>	<b>313.28</b>	<b>341.07</b>	<b>545.20</b>	<b>313.28</b>	<b>341.07</b>	<b>1,791.07</b>	<b>1,509.69</b>	<b>2,222.00</b>	<b>1,509.69</b>	<b>6,553.89</b>
4	<b>Expenses</b>										
a.	Cost of Materials Consumed	6.76	7.11	56.83	6.76	7.11	983.13	42.05	518.72	42.05	3,600.71
b.	Changes in Inventory of Work-in-Progress	37.20	(32.61)	-	37.20	(32.61)	-	77.54	-	77.54	-
c.	Employee Benefits Expense	70.53	106.05	105.73	70.53	106.05	193.04	365.38	562.72	365.38	912.39
d.	Finance Cost	30.25	31.84	42.85	30.25	31.84	75.44	149.21	291.70	149.21	423.54
e.	Depreciation and Amortisation Expense	17.19	17.89	25.91	17.19	17.89	49.53	74.67	83.64	74.67	181.22
f.	Bad Debts Written off	-	-	-	-	-	-	165.72	687.05	165.72	687.05
g.	Allowance for Expected Credit Loss	0.54	0.71	524.86	0.54	0.71	524.86	9.36	559.27	9.36	559.27
h.	Decrease in Fair Value of Investment	14.28	-	128.09	14.28	-	128.09	-	399.92	-	399.92
i.	Allowance for Impairment Loss	-	-	219.10	-	-	-	-	764.80	-	-
j.	Other Expenses	267.98	166.96	358.90	267.98	166.96	496.03	631.12	986.46	631.12	1,676.28
	<b>Total Expenses</b>	<b>444.73</b>	<b>297.95</b>	<b>1,462.27</b>	<b>444.73</b>	<b>297.95</b>	<b>2,450.12</b>	<b>1,515.05</b>	<b>4,854.28</b>	<b>1,515.05</b>	<b>8,440.38</b>
5	<b>Profit / (Loss) before share of Profit / (Loss) of Associate (3-4)</b>	<b>(131.45)</b>	<b>43.12</b>	<b>(917.07)</b>	<b>(131.45)</b>	<b>43.12</b>	<b>(659.05)</b>	<b>(5.36)</b>	<b>(2,632.28)</b>	<b>(5.36)</b>	<b>(1,886.49)</b>
6	Share of Profit / (Loss) of Associate	-	-	-	-	14.95	19.94	-	-	34.89	-
7	<b>Profit / (Loss) before Exceptional Items and Tax (5+6)</b>	<b>(131.45)</b>	<b>43.12</b>	<b>(917.07)</b>	<b>(116.50)</b>	<b>63.06</b>	<b>(659.05)</b>	<b>(5.36)</b>	<b>(2,632.28)</b>	<b>29.53</b>	<b>(1,886.49)</b>
8	Exceptional Items	-	-	-	-	-	-	-	-	-	-
9	<b>Profit / (Loss) before Tax (7-8)</b>	<b>(131.45)</b>	<b>43.12</b>	<b>(917.07)</b>	<b>(116.50)</b>	<b>63.06</b>	<b>(659.05)</b>	<b>(5.36)</b>	<b>(2,632.28)</b>	<b>29.53</b>	<b>(1,886.49)</b>
10	<b>Tax Expense</b>										
a.	Current Tax (including Prior Period Taxation)	-	-	-	-	-	-	-	-	-	-
b.	Deferred Tax	(4.88)	18.97	686.51	(4.88)	18.97	698.92	24.36	289.50	24.36	291.17
	<b>Total Tax Expense</b>	<b>(4.88)</b>	<b>18.97</b>	<b>686.51</b>	<b>(4.88)</b>	<b>18.97</b>	<b>698.92</b>	<b>24.36</b>	<b>289.50</b>	<b>24.36</b>	<b>291.17</b>
11	<b>Net Profit / (Loss) for the Period (9-10)</b>	<b>(126.57)</b>	<b>24.15</b>	<b>(1,603.58)</b>	<b>(111.62)</b>	<b>44.09</b>	<b>(1,357.97)</b>	<b>(29.72)</b>	<b>(2,921.78)</b>	<b>5.17</b>	<b>(2,177.66)</b>
12	<b>Other Comprehensive (Loss) / Income</b>										
	<b>Items that will not be Reclassified to Statement of Profit and Loss</b>										
	Re-measurement Gains/ (Losses) on Defined Benefit Plan	(10.95)	2.80	(8.59)	(10.95)	2.80	(8.59)	(2.56)	11.19	(2.56)	11.33
	Income Tax Effect	-	-	4.98	-	-	4.98	-	-	-	(0.04)
	<b>Other Comprehensive Income (Net of Tax)</b>	<b>(10.95)</b>	<b>2.80</b>	<b>(3.61)</b>	<b>(10.95)</b>	<b>2.80</b>	<b>(3.61)</b>	<b>(2.56)</b>	<b>11.19</b>	<b>(2.56)</b>	<b>11.29</b>
13	<b>Total Comprehensive Income after Tax (11+12)</b>	<b>(137.52)</b>	<b>26.95</b>	<b>(1,607.19)</b>	<b>(122.57)</b>	<b>46.89</b>	<b>(1,361.58)</b>	<b>(32.28)</b>	<b>(2,910.59)</b>	<b>2.61</b>	<b>(2,166.37)</b>
14	Earnings Per Share [of Rs. 10 each (* Not Annualised)]										
	<b>Basic and Diluted (in Rs.)</b>	<b>*(3.79)</b>	<b>*0.72</b>	<b>*(47.96)</b>	<b>*(3.34)</b>	<b>*1.32</b>	<b>*(40.62)</b>	<b>(0.89)</b>	<b>(87.39)</b>	<b>0.15</b>	<b>(65.14)</b>



Notes:	
1	The statutory auditors of the company have audited the Standalone and Consolidated Financial results for the quarter and Year ended March 31,2021, in compliance of Regulation 33 of SEBI (LODR) regulation, 2015.The above financial results have been reviewed and recommended by the Audit Committee and subsequently approved by the Board of Directors of the Company in their meeting held on 22nd June, 2021.
2	The company's operation have also been impacted by the unprecedented COVID-19 pandemic, including the current "second wave" which resulted in an interruption in Erection & Supply activity due to nationwide lockdown. The company has made an assessment of the impact of the pandemic on its operations and the carrying value of Plant & Machinery,Inventory, Receivables and other financial assets, by relying on the internal and external sources of information and indicators of economic forecasts. Based on such assessment, the company is confident of recovering the carrying value of these assets as at March 31, 2021.
	Management believes that it has taken into account all the possible impact of known events arising from COVID 19 pandemic in the preparation of the financial statements. However, the impact assessment of COVID 19 is a continuing process given the uncertainties associated with its nature and duration. The Company will continue to monitor any material changes to future economic conditions.
3	The Company had divested 75.09% equity investment in its wholly owned subsidiary Company, M/s Xlerate Driveline India Limited (XDIL). And now company has remained with the investment of 24.91% in XDIL. As a result of thereof, during the period XDIL has been consolidated as an Associate therefore, figures of the comparative periods are not comparable.
4	The company is principally engaged in the business of Engineering contracting business. All other activities of the company revolved around the main business and accordingly, there is no separate reportable segment as per the Ind AS-108 "Operating Segment" specified under Section 133 of Companies Act, 2013.
5	Figures for the Quarter ended March 31, 2021 are the balancing figures between audited figures for the full financial year and the reviewed year to date figures upto the third quarter of the respective financial year.
6	Previous period figures have been regrouped/ reclassified wherever necessary to conform to current period classification.
	Refer Annexure-1 for Consolidated and Standalone Balance Sheet and Annexure-2 for Consolidated and Standalone statement of Cash Flow.
	<div data-bbox="1134 913 1455 1025"> <div data-bbox="1134 913 1294 981"> <b>SURINDER</b>  <b>PAUL KANWAR</b> </div> <div data-bbox="1294 913 1455 1025"> Digitally signed by  <b>SURINDER PAUL KANWAR</b>  Date: 2021.06.22 19:04:52  +05'30'  <b>SURINDER PAUL KANWAR</b>  Chairman &amp; Managing Director </div> </div> <div data-bbox="145 1003 295 1025">Date: 22nd June, 2021</div>

**Annexure:- 1 Balance Sheet as on 31st March 2021**

Particulars	Standalone		Consolidated	
	As at 31 March, 2021	As at 31 March, 2020	As at 31 March, 2021	As at 31 March, 2020
<b>ASSETS</b>				
<b>Non-current Assets</b>				
Property, Plant and Equipment	366.26	455.98	366.26	1,817.55
Capital Work in Progress	-	-	-	6.62
Intangible Assets	-	3.98	-	6.38
Financial Assets				
a. Investments	351.58	783.44	386.47	60.54
b. Loans and Advances	1.03	2.53	1.03	20.40
c. Trade Receivables	976.46	227.63	976.46	227.63
d. Other Financial Assets	30.73	213.50	30.73	213.50
Deferred Tax Assets (Net)	-	-	-	180.26
<b>Total Non-current Assets</b>	<b>1,726.06</b>	<b>1,687.06</b>	<b>1,760.95</b>	<b>2,532.88</b>
<b>Current Assets</b>				
Inventories	87.10	10.42	87.10	516.87
Financial Assets				
a. Trade Receivables	471.07	2,557.71	471.07	3,627.90
b. Cash and Cash Equivalents	90.29	34.41	90.29	35.65
c. Bank Balances other than (b) above	355.45	232.33	355.45	267.09
d. Loans and Advances	18.11	20.31	18.11	44.17
e. Other Financial Assets	6.12	9.95	6.12	9.95
Current Tax Assets	86.06	134.79	86.06	137.39
Other Current Assets	381.29	422.94	381.29	468.34
<b>Total Current Assets</b>	<b>1,495.49</b>	<b>3,422.86</b>	<b>1,495.49</b>	<b>5,107.36</b>
<b>Total Assets</b>	<b>3,221.55</b>	<b>5,109.92</b>	<b>3,256.44</b>	<b>7,640.24</b>
<b>EQUITY AND LIABILITIES</b>				
<b>Equity</b>				
Equity Share Capital	334.32	334.32	334.32	334.32
Other Equity	985.05	1,017.32	1,019.93	1,171.37
<b>Total Equity</b>	<b>1,319.37</b>	<b>1,351.64</b>	<b>1,354.25</b>	<b>1,505.69</b>
<b>Liabilities</b>				
<b>Non-current Liabilities</b>				
Financial Liabilities				
a. Borrowings	506.91	466.56	506.91	1,277.60
Provisions	17.12	42.06	17.12	64.27
Deferred Tax Liability (Net)	49.36	25.01	49.36	-
<b>Total Non-current Liabilities</b>	<b>573.39</b>	<b>533.63</b>	<b>573.39</b>	<b>1,341.87</b>
<b>Current Liabilities</b>				
Financial Liabilities				
a. Borrowings	15.94	465.30	15.94	814.78
b. Trade Payables				
Total Outstanding Dues of Micro Enterprises and Small Enterprises	-	-	-	83.04
Total Outstanding Dues of other than Micro Enterprises and Small Enterprises	649.47	1,662.42	649.48	2,502.68
c. Other Financial Liabilities	329.77	344.22	329.77	376.62
Other Current Liabilities	225.95	588.83	225.95	685.00
Provisions	107.66	163.88	107.66	330.56
<b>Total Current Liabilities</b>	<b>1,328.79</b>	<b>3,224.65</b>	<b>1,328.80</b>	<b>4,792.68</b>
<b>Total Liabilities</b>	<b>1,902.18</b>	<b>3,758.28</b>	<b>1,902.19</b>	<b>6,134.55</b>
<b>Total Equity and Liabilities</b>	<b>3,221.55</b>	<b>5,109.92</b>	<b>3,256.44</b>	<b>7,640.24</b>
Significant accounting policies and notes to standalone financial statements				



## Annexure:- 2 Statement of Cash Flow for the Year Ended 31st March, 2021

(All amounts in Rs. Lakhs, Unless otherwise stated)

Particulars	Standalone		Consolidated	
	Year Ended 31 March, 2021	Year Ended 31 March, 2020	Year Ended 31 March, 2021	Year Ended 31 March, 2020
<b>A. CASH FLOW FROM OPERATING ACTIVITIES:</b>				
Profit/ (Loss) before tax	(5.36)	(2,632.28)	(5.36)	(1,886.49)
Adjustments for:				
Net (gain)/loss on fair value of financial assets through Statement of Profit & loss	(112.16)	1,164.72	(112.16)	399.92
Expected credit loss	9.36	559.27	9.36	559.27
Depreciation and amortization	74.67	83.64	74.67	181.22
Loss on sale of fixed Assets	2.78	4.36	2.78	4.36
Interest and other charges	149.21	291.70	149.21	416.67
Interest Income	(33.37)	(39.75)	(33.37)	(41.99)
Profit on sale of asset	(0.03)	(0.06)	(0.03)	(0.06)
<b>Operating profit before working capital changes</b>	<b>85.10</b>	<b>(568.40)</b>	<b>85.10</b>	<b>(367.10)</b>
<b>Changes in working Capital</b>				
Adjustments for (increase)/decrease in operating assets:				
Trade receivables	2,077.28	(713.66)	2,077.28	(644.00)
Inventories	(76.68)	32.66	(76.68)	(46.82)
Long Term loans & advances	1.50	3.40	1.50	0.34
Short term loans & advances	2.20	(8.16)	2.20	(30.54)
Non-current trade receivables	(748.82)	2,071.40	(748.82)	2,071.40
Other current financial assets	3.83	4.34	3.83	4.34
Other non current financial assets	182.77	39.49	182.77	39.49
Other current assets	90.38	210.91	90.38	178.06
Adjustments for increase/(decrease) in operating liabilities:				
Trade payables	(1,012.95)	(1,334.54)	(1,012.95)	(1,233.35)
Provisions	(83.72)	(8.83)	(83.72)	1.09
Other current liabilities	(376.64)	24.64	(376.64)	(31.77)
<b>Cash generated from operations</b>	<b>144.25</b>	<b>(246.75)</b>	<b>144.25</b>	<b>(58.86)</b>
Direct Taxes paid (Net)	-	-	-	(1.41)
<b>Net Cash from/ (used) in operating activities</b>	<b>144.25</b>	<b>(246.75)</b>	<b>144.25</b>	<b>(60.27)</b>
<b>B. CASH FLOW FROM INVESTING ACTIVITIES</b>				
Purchase of fixed assets	(0.47)	(35.70)	(0.47)	(58.15)
Sale of fixed assets / Investments	560.76	9.04	560.76	9.04
Interest received	33.37	39.75	33.37	41.99
Investment in deposits	(124.82)	361.93	(124.82)	359.92
<b>Net Cash from/ (used) in investment activities</b>	<b>468.84</b>	<b>375.02</b>	<b>468.84</b>	<b>352.80</b>
<b>C. CASH FLOW FROM FINANCING ACTIVITIES</b>				
Proceeds from long term borrowings	54.61	270.00	54.61	231.16
Proceeds/ (repayments) from short term borrowings	(449.36)	(199.05)	(449.36)	(199.05)
Repayment of long term borrowings	(13.25)	(22.91)	(13.25)	(22.91)
Interest and other charges paid	(149.21)	(291.70)	(149.21)	(416.67)
Dividend including dividend distribution Tax paid	(1.71)	(1.34)	(1.71)	(1.34)
<b>Net Cash from/ (used) in financing activities</b>	<b>(558.92)</b>	<b>(245.00)</b>	<b>(558.92)</b>	<b>(408.81)</b>
<b>Net increase / (decrease) in cash and cash equivalents</b>	<b>54.17</b>	<b>(116.73)</b>	<b>54.17</b>	<b>(116.28)</b>
<b>Opening balance of Cash and cash equivalents</b>	<b>42.71</b>	<b>159.44</b>	<b>42.71</b>	<b>160.23</b>
<b>Closing balance of Cash and cash equivalents</b>	<b>96.88</b>	<b>42.71</b>	<b>96.88</b>	<b>43.95</b>





## Reconciliation of cash and cash equivalents as per the cash flow statements

Particulars	Year Ended 31 March, 2021	Year Ended 31 March, 2020	Year Ended 31 March, 2021	Year Ended 31 March, 2020
(a) Cash and cash equivalents as per above comprise of the following				
Cash on hand	0.42	1.12	0.42	1.29
Balance with scheduled banks: in current accounts	96.46	41.59	96.46	42.66
<b>Cash and cash equivalents at the end of the year</b>	<b>96.88</b>	<b>42.71</b>	<b>96.88</b>	<b>43.95</b>

(b) The above Cash Flow statement is prepared as per "Indirect method" specified in Ind AS 7 "Statement of Cash Flows"

Changes in liabilities arising from financing activities, including changes arising from cash flows and non cash changes as per IND AS 7 - statement of cash flows are shown below

Particulars	Year Ended 31 March, 2021	Year Ended 31 March, 2020	Year Ended 31 March, 2021	Year Ended 31 March, 2020
Opening Balance of Borrowings at beginning of the year	956.67	908.62	956.67	1,651.95
Net Addition in Lease Liability during the year	-	-	-	456.04
Net Cash Flow from/ (Used in) Financing Activities *	(408.00)	48.05	(408.00)	10.44
Closing Balance of Borrowings and Lease Liability at end of the year	548.67	956.67	548.67	2,118.43

\* Excluding proceeds from issuance of equity shares, securities premium, finance costs, dividend and dividend distribution tax.