



सेंट्रल बैंक ऑफ इंडिया
सेंट्रल बैंक ऑफ इंडिया
Central Bank of India

1911 से आपके लिए 'केंद्रित'

"CENTRAL" TO YOU SINCE 1911

केन्द्रीय कार्यालय

Central Office

CO:MBD:2018-19:859

14th November, 2018

National Stock Exchange of India Limited Listing Department Exchange Plaza, Plot No.C/1, 'G' Block Bandra-Kurla Complex Bandra (E), Mumbai-400 051	General Manager Corporate Relationship Deptt Bombay Stock Exchange Ltd. Phiroze Jeejeebhoy Towers Dalal Street, Fort Mumbai 400001
---	---

Dear Sir/Madam,

**Sub: Unaudited Financial Results for the Second Quarter & Half Year ended
30th September 2018**

Please refer to our letter no. CO:MBD:2018-19:734 dated 2nd November, 2018 informing thereby that a Meeting of the Board of Directors of the Bank is scheduled to be held on Wednesday, 14th November 2018, *inter-alia* to consider and take on record the unaudited financial results of the Bank for the second quarter and half year ended 30th September, 2018.

Further to our said letter, pursuant to SEBI (Listing Obligations and Disclosure Requirements) Regulations, 2015, we enclose herewith copy of Unaudited Financial Results of the Bank for the second quarter and half year ended 30th September, 2018 approved at the meeting of the Board of Directors of the Bank held today, which commenced at 10:30 AM and concluded at 1.35 PM.

The results are also being published in Newspapers as per requirement of the above said SEBI Regulations.

Please take the above on your record.

Thanking you,

Yours faithfully,

For CENTRAL BANK OF INDIA


ANAND KUMAR DAS
ASSTT GENERAL MANAGER-MBD/
COMPANY SECRETARY




चंदर मुखी, नरीमन पॉइंट, मुंबई - 400 021 • दूरध्वनी : 2202 6428, 6638 7777 • फैक्स : (91-22) 2204 4336
चंदर मुखी, नरीमन पॉइंट, मुंबई - 400 021 • दूरध्वनी : 2202 6428, 6638 7777 • फैक्स : (91-22) 2204 4336
Chander Mukhi, Nariman Point, Mumbai - 400 021 • Tel. : 2202 6438, 6638 7777 • Fax : (91-22) 2204 4336

www.centralbankofindia.co.in

LODHA & CO Chartered Accountants, 14 Government Place, <u>EAST KOLKATA- 700069</u>	PATHAK H. D. & ASSOCIATES Chartered Accountants, 814-815, Tulsiani Chambers, 212, Nariman Point, <u>MUMBAI- 400021</u>
S.K.MEHTA & CO Chartered Accountants, 504, Kirti Mahal, 19, Rajendra Place, <u>NEW DELHI-110008</u>	BORKAR & MUZUMDAR Chartered Accountants, 21/168, Anand Nagar Om CHS, Anand Nagar Lane, Vakola, <u>MUMBAI-400055</u>

Review Report to the Board of Directors of Central Bank of India

1. We have reviewed the accompanying statements of unaudited financial results of Central Bank of India (the "Bank") for the quarter and half Year ended September 30, 2018. The disclosures relating to "Pillar 3 under Basel III Capital Regulation", "Leverage Ratio" and "Liquidity Coverage Ratio" as have been disclosed in Bank's website and in respect of which a link have been provided in the aforesaid financial results have not been reviewed by us. These financial results are the responsibility of the Bank's Management and have been approved by the Board of Directors at their meeting held on November 14, 2018. Our responsibility is to issue a report on these financial statements based on our review.
2. We conducted our review in accordance with the Standard on Review Engagement (SRE) 2410, "Review of Interim Financial Information Performed by the Independent Auditor of the Entity" issued by the Institute of Chartered Accountants of India. This standard requires that we plan and perform the review to obtain moderate assurance as to whether the financial statements are free of material misstatement. A review is limited primarily to inquiries of persons responsible for financial and accounting matters and analytical procedures applied to financial data and thus provides less assurance than an audit. We have not performed an audit and accordingly, we do not express an audit opinion.
3. The financial results incorporate the relevant returns of 20 branches reviewed by us, 60 branches reviewed by Concurrent Auditors and un-reviewed returns of 4586 branches. In the conduct of our review, we have relied on the review reports in respect of non-performing assets submitted by the Concurrent Auditors of 60 branches to the bank management. These review reports cover 51.94% of the advances portfolio of the bank excluding food credit and advances of Asset Recovery branches of the bank and 71.19% of the Non-Performing Assets of the Bank.



4. Based on our review as aforesaid, subject to the limitations in scope as mentioned in para 3 above, nothing has come to our attention that causes us to believe that the accompanying statement of unaudited financial results prepared in accordance with applicable accounting standards and other recognized accounting practices and policies has not disclosed the information required to be disclosed in terms of Regulation 33 of the SEBI (Listing Obligations and Disclosure Requirements) Regulations, 2015 read with RBI circular (2016-17/29 DBS.ARS.No.BC.2/08.91.001/2016-17 dated 28/07/2016 w.r.t quarterly review of the account of public sector banks) including the manner in which it is to be disclosed, or that it contains any material misstatement or that it has not been prepared in accordance with the relevant prudential norms issued by the Reserve Bank of India in respect of income recognition, asset classification, provisioning and other related matters.

For LODHA & CO.

Chartered Accountants
F.R.NO. 301051E

R.P. Singh

(CA R.P.Singh)

PARTNER

M. NO. 052438



For PATHAK.H.D & ASSOCIATES

Chartered Accountants
F.R.NO.-107783W

BP Chaturvedi

(CA B. P. Chaturvedi)

PARTNER

M. NO. 015585



For S.K.MEHTA & CO.

Chartered Accountants
F.R.NO.-000478N

[Signature]

(CA Jyoti Bagga)

PARTNER

M. NO. 087002



For BORKAR & MUZUMDAR

Chartered Accountants
F.R.NO.-101569W

[Signature]

(CA B.M.Agarwal)

PARTNER

M. NO. 033254





Place: Mumbai

Date : November 14, 2018

CENTRAL BANK OF INDIA
Reviewed Financial Results for the Quarter and Half Year ended September 30, 2018


		(Rs in Lakh)					
	Particulars	Quarter Ended			Half Year Ended		Year Ended
		30.09.2018	30.06.2018	30.09.2017	30.09.2018	30.09.2017	31.03.2018
		Reviewed	Reviewed	Reviewed	Reviewed	Reviewed	Audited
1	Interest earned (a) + (b) + (c) + (d)	568,505	569,187	616,606	1,137,692	1,237,697	2,403,551
	(a) Interest/discount on advances/bills	331,666	332,822	372,454	664,488	728,365	1,447,875
	(b) Income on investments	203,167	198,176	178,218	401,343	349,991	713,736
	(c) Interest on balances with Reserve Bank of India and other inter bank funds	25,862	25,506	58,579	51,368	144,804	205,854
	(d) Others	7,810	12,683	7,355	20,493	14,537	36,086
2	Other Income	51,195	21,295	73,020	72,491	139,007	262,235
A.	TOTAL INCOME (1+2)	619,700	590,482	689,626	1,210,183	1,376,704	2,665,786
3	Interest Expended	400,955	401,369	445,756	802,324	933,723	1,751,851
4	Operating Expenses (e) + (f)	167,861	150,752	156,940	318,614	310,982	640,637
	(e) Employees cost	101,652	96,594	99,673	198,246	200,162	398,337
	(f) Other operating expenses (All items exceeding 10% of the total expenditure excluding interest expenditure may be shown separately)	66,209	54,158	57,267	120,368	110,820	242,300
B.	TOTAL EXPENDITURE (3)+(4) (excluding Provisions and Contingencies)	568,816	552,121	602,696	1,120,938	1,244,705	2,392,488
C.	OPERATING PROFIT (A-B) (Profit before Provisions & Contingencies)	50,884	38,361	86,930	89,245	131,999	273,298
D.	Provisions (other than tax) and Contingencies.	198,282	276,822	196,166	475,105	323,068	1,062,896
	(of which provisions for Non-Performing Assets)	164,925	253,814	179,198	418,739	282,091	1,073,493
E.	Exceptional Items	-	-	-	-	-	-
F.	Profit/ (Loss) from Ordinary Activities before Tax (C-D-E)	(147,398)	(238,461)	(109,236)	(385,860)	(191,069)	(789,598)
G.	Tax Expenses	(55,038)	(86,237)	(34,195)	(141,275)	(58,352)	(279,107)
H.	Net Profit / (Loss) from Ordinary Activities After Tax (F-G)	(92,360)	(152,224)	(75,041)	(244,585)	(132,717)	(510,491)
I.	Extraordinary items (net of tax expense)	-	-	-	-	-	-
J.	Net Profit / (Loss) for the period (H-I)	(92,360)	(152,224)	(75,041)	(244,585)	(132,717)	(510,491)
5	Paid-up equity share capital (Face value of Rs.10/- per share)	261,816	261,816	191,177	261,816	191,177	261,816
6	Reserves excluding revaluation reserves (as per balance sheet of previous accounting year)	-	-	-	-	-	1,223,714
7	Analytical Ratios						
(i)	Percentage of shares held by Government of India	86.40	86.40	81.38	86.40	81.38	86.40
(ii)	Capital Adequacy Ratio-Basel III (%)	8.71	8.05	9.22	8.71	9.22	9.04
	(a) CET 1 Ratio (%)	6.71	6.05	7.04	6.71	7.04	7.01
	(b) Additional Tier 1 Ratio (%)	-	-	-	-	-	-
(iii)	Earning per Share(in Rs.) Basic and diluted EPS before and after Extraordinary Items, net of Tax Expense [not annualised]	(3.53)	(5.81)	(3.94)	(9.34)	(6.97)	(26.34)
(iv)	(a) Amount of Gross Non-performing Assets	3,741,076	3,877,766	3,164,115	3,741,076	3,164,115	3,813,070
	(b) Amount of Net Non-Performing Assets	1,579,415	1,608,625	1,589,974	1,579,415	1,589,974	1,737,787
	(c) % of Gross Non-performing Assets	21.48	22.17	17.27	21.48	17.27	21.48
	(d) % of Net Non-Performing Assets	10.36	10.58	9.53	10.36	9.53	11.10
(v)	Return on Assets (Annualised) - (%)	(1.11)	(1.85)	(0.93)	(1.48)	(0.82)	(1.61)


B.S. SHEKHAWAT
EXECUTIVE DIRECTOR


P. RAMANA MURTHY
EXECUTIVE DIRECTOR


B.K. DIVAKARA
EXECUTIVE DIRECTOR


PALLAV MOHAPATRA
MANAGING DIRECTOR & CEO


TAPAN RAY
CHAIRMAN

Place : Mumbai
Date : November 14, 2018


CENTRAL BANK OF INDIA

SEGMENT REPORT FOR THE QUARTER AND HALF YEAR ENDED SEPTEMBER 30, 2018


Sl. No.	Particulars	Quarter Ended			Half Year Ended		(Rs. In Lacs)
		Reviewed	Reviewed	Reviewed	Reviewed	Reviewed	Year Ended
		30.09.2018	30.06.2018	30.09.2017	30.09.2018	30.09.2017	Audited 31.03.2018
A.	Segment Revenue						
	1. Treasury Operations	250,071	209,633	272,941	459,704	562,151	1,023,935
	2. Retail Banking Operations	196,038	200,783	195,496	396,821	382,106	808,304
	3. Wholesale Banking Operations	173,591	180,067	221,189	353,658	432,447	833,547
	4. Other Banking Operations	-	-	-	-	-	-
	5. Unallocated	-	-	-	-	-	-
	Total	619,700	590,483	689,626	1,210,183	1,376,704	2,665,786
	Less: Inter Segment Revenue	-	-	-	-	-	-
	Net Sales/Income From Operations	619,700	590,483	689,626	1,210,183	1,376,704	2,665,786
B.	Segment Results(Profit+)/Loss(-) before tax and interest from each segment)						
	1. Treasury Operations	(20,607)	(56,932)	53,700	(77,539)	65,832	94,090
	2. Retail Banking Operations	8,729	7,326	3,371	16,056	1,459	6,978
	3. Wholesale Banking Operations	(131,461)	(185,243)	(162,639)	(316,704)	(251,043)	(875,266)
	4. Other Banking Operations	-	-	-	-	-	-
	5. Unallocated	(4,060)	(3,613)	(3,668)	(7,672)	(7,317)	(15,398)
	Total	(147,399)	(238,461)	(109,236)	(385,861)	(191,069)	(789,596)
	Less: (i) Interest	-	-	-	-	-	-
	(ii) Other Un-allocable Expenditure net off	-	-	-	-	-	-
	(iii) Un-allocable income	-	-	-	-	-	-
	Total Profit Before Tax	(147,399)	(238,461)	(109,236)	(385,861)	(191,069)	(789,596)
C.	Segment Assets						
	1. Treasury Operations	15,878,919	14,845,092	14,586,801	15,878,919	14,586,801	14,651,322
	2. Retail Banking Operations	8,498,995	8,399,840	8,132,105	8,498,995	8,132,105	8,696,340
	3. Wholesale Banking Operations	7,515,721	7,926,228	9,334,058	7,515,721	9,334,058	7,949,955
	4. Other Banking Operations	-	-	-	-	-	-
	5. Unallocated Assets	1,406,561	1,337,463	1,097,808	1,406,561	1,097,808	1,324,910
	Total	33,300,196	32,508,623	33,150,772	33,300,196	33,150,772	32,622,527
D.	Segment Liabilities						
	1. Treasury Operations	16,284,133	15,031,591	14,826,206	16,284,133	14,826,206	14,929,672
	2. Retail Banking Operations	8,083,633	8,290,384	7,809,162	8,083,633	7,809,162	8,303,484
	3. Wholesale Banking Operations	7,148,413	7,540,249	8,853,007	7,148,413	8,853,007	7,590,817
	4. Other Banking Operations	-	-	-	-	-	-
	5. Unallocated Liabilities	-	-	-	-	-	-
	Total	31,516,179	30,862,224	31,488,375	31,516,179	31,488,375	30,823,973
E.	Capital Employed						
	1. Treasury Operations	(405,214)	(186,499)	(239,405)	(405,214)	(239,405)	(278,350)
	2. Retail Banking Operations	415,362	109,456	322,944	415,362	322,944	392,856
	3. Wholesale Banking Operations	367,308	385,979	481,050	367,308	481,050	359,138
	4. Other Banking Operations	-	-	-	-	-	-
	5. Unallocated	1,406,561	1,337,463	1,097,808	1,406,561	1,097,808	1,324,910
	Total	1,784,017	1,646,399	1,662,397	1,784,017	1,662,397	1,798,554


Note: 1) Segment Revenue and Expenses have been apportioned on the basis of the segment assets, wherever direct allocation is not possible.

2) Figures of previous year/period have been regrouped wherever considered necessary to conform to current period classification.


B.S. SHEKHAWAT
Executive Director


P.R. RAMANA MURTHY
Executive Director


B.K. DIVAKARA
Executive Director


PALLAV MOHAPATRA
Managing Director & CEO


TAPAN RAY
Chairman


Place: Mumbai

Date: November 14, 2018


CENTRAL BANK OF INDIA
STATEMENT OF ASSETS AND LIABILITIES

(Rs. in Lacs)

PARTICULARS	As at 30.09.2018	As at 30.09.2017	As at 31.03.2018
	Reviewed	Reviewed	Audited
CAPITAL & LIABILITIES			
Capital	261,816	191,177	261,816
Reserves and Surplus	1,286,802	1,412,920	1,536,738
Share application Money pending allotment	235,400	58,300	-
Deposits	29,569,250	29,742,570	29,483,886
Borrowings	1,301,178	839,813	570,611
Other Liabilities and Provisions	645,739	905,992	769,477
TOTAL	33,300,185	33,150,772	32,622,528
ASSETS			
Cash and Balances with Reserve Bank of India	4,832,379	4,326,040	3,599,991
Balances with Banks and Money at Call and Short Notice	31,205	308,758	322,853
Investments	10,390,581	9,372,655	10,263,161
Advances	15,239,657	16,692,261	15,654,218
Fixed Assets	433,567	431,765	434,338
Other Assets	2,372,796	2,019,293	2,347,967
TOTAL	33,300,185	33,150,772	32,622,528


B. S. SHEKHAWAT
EXECUTIVE DIRECTOR


P. RAMANA MURTHY
EXECUTIVE DIRECTOR


B.K. DIVAKARA
EXECUTIVE DIRECTOR


PALLAV MOHAPATRA
MANAGING DIRECTOR & CEO


TAPAN RAY
CHAIRMAN

Place: Mumbai

Date : November 14, 2018



सेन्ट्रल बैंक ऑफ़ इंडिया
Central Bank of India

1911 से आपके लिए "केंद्रित" "CENTRAL" TO YOU SINCE 1911

**NOTES ON ACCOUNTS FORMING PART OF REVIEWED FINANCIAL RESULTS
FOR THE QUARTER AND HALF YEAR ENDED SEPTEMBER 30, 2018.**

1. The above Financial Results have been reviewed by the Audit Committee of the Board and approved by the Board of Directors of the Bank at its meeting held on November 14, 2018. The results have been subjected to a "Limited Review" by the Statutory Central Auditors of the Bank.
2. There has been no change in the accounting policies followed during the quarter and half year ended September 30, 2018 as compared to those followed in the preceding financial year ended March 31, 2018 except as otherwise stated.
3. Financial Results for the quarter and half year ended September 30, 2018 have been arrived at after considering provisions for Non-Performing Assets, Restructured Assets, Standard Assets, Standard Derivative Exposures and Investment Depreciation which have been made on the basis of extant guidelines on Prudential Norms for Income Recognition, Asset Classification, Provisioning norms issued by the Reserve Bank of India. Provisions for Employee Benefits and other usual and necessary provisions including Unhedged Foreign Currency Exposure and Income Tax have been made on estimated basis for the quarter and half year ended September 30, 2018.
4. Bank has received Capital funds of Rs.2,354 crore from Government of India on 19.09.2018 and the same has been kept in a newly opened separate Bank Account viz. "Central Bank of India Share Application Money Account" and pending allotment of shares has been so disclosed as Share Application Money in the financial statements. These funds have been treated as part of Common Equity Tier 1 (CET-1) Capital for the quarter and half year ended September 30, 2018 as permitted by RBI vide its letter dated October 08, 2018. The shares have been allotted to Govt of India on November 13, 2018 .
5. As per RBI Circular No.DBR.No.BP.BC.102/21.04.048/2017-18, dated 02.04.2018 and Circular No.DBR.No.BP.BC.113/21.04.048/2017-18 dated 15.06.2018, Bank has opted for staggering the Mark to Market (MTM) losses on investments held in AFS and HFT category over a period of four quarters commencing with the quarter ended 31.12.2017, 31.03.2018 and 30.06.2018 respectively. Accordingly, Bank has provided for Rs.69.44 crore during this quarter as applicable. Further, the remaining MTM losses to the tune of Rs.61.23 crore have been deferred to the subsequent quarters. Additionally, MTM losses due to movement in the yield for the quarter ended September 30, 2018 of Rs. 213.84 Crore have been fully provided.
6. As per RBI Circular Nos. DBR No.BP.15199/21.04.048/2016-17 and DBR No.BP.1906/21.04.048/2017-18, dated 23.06.2017 and 28.08.2017 respectively, for the accounts covered under the provisions of Insolvency and Bankruptcy Code (IBC), the Bank is holding an additional provision of Rs.546.57 crore as on September 30, 2018 in respect of 21 borrower accounts .
7. Bank's exposure in Investment and Advances to various companies belonging to a group of Infrastructure Development and Finance sector has been considered standard as on 30th September, 2018 in accordance with the RBI prudential norms on Advances and Investment. Management is monitoring development, if some of the assets, come under stress and potential resolutions etc. thereagainst and based on the outcome thereof, required steps will be taken in due course of time.

8. Pursuant to proposed bipartite agreement on wage revision (due with effect from November 2017), a sum of Rs.75 crore has been provided towards wage revision for the quarter ended September 30, 2018 and Rs. 150.00 crore for the half year ended September 30, 2018. (cumulative provision as on September 30, 2018- Rs.285 crore).
9. RBI circular-DBR.No.BP.BC.83/21.04.048/2014-15, dated April 01, 2015 and DBR.No.BP.BC.92/21.04.048/2015-16, dated April 18, 2016 granted an option to spread provision in respect of frauds for a period, not exceeding four quarters from the quarter in which such fraud has been detected. The bank which hitherto was providing for entire outstanding amount as and when detected, has from this quarter decided to exercise the option of staggering the provision for frauds detected during this quarter and unamortized provision amount of Rs.45.34 crore has been deferred to subsequent quarters.
10. In terms of Reserve Bank of India (RBI) circular DBR.No.BP.BC.1/21.06.201/2015-16, dated July 1, 2015, on 'Basel III Capital Adequacy' and RBI circulars DBR.No.BP.BC.80/21.06.201/2014-15 dated March 31, 2015 on 'Prudential Guidelines on Capital Adequacy and Liquidity Standard Amendments', banks are required to make Pillar 3 disclosures including leverage ratio and liquidity coverage ratio under the Basel III framework. The bank has made these disclosures which are available on the bank's website www.centralbankofindia.co.in along with publication of financial results. The Disclosures have not been subjected to audit by Statutory Central Auditors of the Bank.
11. The Bank has recognized Treasury operations, Corporate/ Wholesale Banking and Retail Banking as primary reporting segments. There are no secondary reporting segments.
12. Keeping in view the significant provisioning requirements, tax review based on management's estimate of possible tax benefits against timing difference has been carried out and as at 30.09.2018 Rs. 6778.02 crore (Rs.5368.03 crore as at 31.03.2018) has been recognized as Deferred Tax Assets in the accounts.
13. Status of Investors' Complaints:

Complaints at the beginning of the Quarter	Received during the Quarter	Resolved during the Quarter	Pending as on SepJune 30, 2018
NIL	18	18	NIL

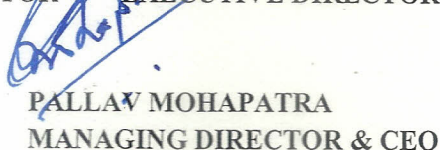
14. The Provisioning Coverage Ratio (PCR) of the Bank is 67.74%. (Previous corresponding period 58.58%).
15. Figures of the previous period have been regrouped/ reclassified wherever considered necessary to confirm to current period classification.



B.S. SHEKHAWAT
EXECUTIVE DIRECTOR



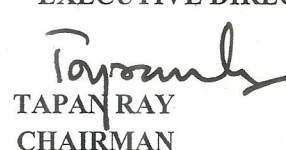
P. RAMANA MURTHY
EXECUTIVE DIRECTOR



PALLAV MOHAPATRA
MANAGING DIRECTOR & CEO



B. K. DIVAKARA
EXECUTIVE DIRECTOR



TAPAN RAY
CHAIRMAN

Place: Mumbai

Date: November 14, 2018