

CO:MBD:2018-19:

30th July, 2018

National Stock Exchange of India Limited Listing Department Exchange Plaza, Plot No.C/1, 'G' Block Bandra-Kurla Complex Bandra (E), Mumbai-400 051	General Manager Corporate Relationship Deptt Bombay Stock Exchange Ltd. Phiroze Jeejeebhoy Towers Dalal Street, Fort Mumbai 400001
---	---

Dear Sir/Madam,

Sub: Unaudited Financial Results for the Quarter ended 30th June 2018

Please refer to our letter no. CO:MBD:2018-19:512 dated 20th July, 2018 informing thereby that a Meeting of the Board of Directors of the Bank is scheduled to be held on Monday, 30th July 2018, *inter-alia* to consider and take on record the unaudited financial results of the Bank for the first quarter ended 30th June, 2018.

Further to our said letter, pursuant to SEBI (Listing Obligations and Disclosure Requirements) Regulations, 2015, we enclose herewith copy of Unaudited Financial Results of the Bank for the first quarter ended 30th June, 2018 approved at the meeting of the Board of Directors of the Bank held today, which commenced at 11:00 AM and concluded at 1.55 PM.


The results are also being published in Newspapers as per requirement of the above said SEBI Regulations.

Please take the above on your record.

Thanking you,

Yours faithfully,

For CENTRAL BANK OF INDIA


ANAND KUMAR DAS
ASSTT GENERAL MANAGER-MBD/
COMPANY SECRETARY



LODHA & CO Chartered Accountants, 14 Government Place, <u>EAST KOLKATA- 700069</u>	PATHAK H. D. & ASSOCIATES Chartered Accountants, 814-815, Tulsiani Chambers, 212, Nariman Point, <u>MUMBAI- 400021</u>
S.K.MEHTA & CO Chartered Accountants, 504, Kirti Mahal, 19, Rajendra Place, <u>NEW DELHI-110008</u>	BORKAR & MUZUMDAR Chartered Accountants, 21/168, Anand Nagar Om CHS, Anand Nagar Lane, Vakola, <u>MUMBAI-400055</u>

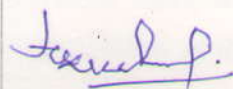
Review Report to the Board of Directors of Central Bank of India

1. We have reviewed the accompanying statements of unaudited financial results of Central Bank of India (the "Bank") for the quarter ended June 30, 2018. The disclosures relating to "Pillar 3 under Basel III Capital Regulation", "Leverage Ratio" and "Liquidity Coverage Ratio" as have been disclosed in Bank's website and in respect of which a link have been provided in the aforesaid financial results have not been reviewed by us. These financial results are the responsibility of the Bank's Management and have been approved by the Board of Directors at their meeting held on July 30, 2018. Our responsibility is to issue a report on these financial statements based on our review.
2. We conducted our review in accordance with the Standard on Review Engagement (SRE) 2410, "Review of Interim Financial Information Performed by the Independent Auditor of the Entity" issued by the Institute of Chartered Accountants of India. This standard requires that we plan and perform the review to obtain moderate assurance as to whether the financial statements are free of material misstatement. A review is limited primarily to inquiries of persons responsible for financial and accounting matters and analytical procedures applied to financial data and thus provides less assurance than an audit. We have not performed an audit and accordingly, we do not express an audit opinion.
3. The financial results incorporate the relevant returns of 20 branches reviewed by us, 47 branches reviewed by Concurrent Auditors and un-reviewed returns of 4668 branches. In the conduct of our review, we have relied on the review reports in respect of non-performing assets submitted by the Concurrent Auditors of 47 branches to the bank management. These review reports cover 51.00% of the advances portfolio of the bank, excluding food credit and advances of Asset Recovery branches of the bank.



4. Based on our review as aforesaid, subject to the limitations in scope as mentioned in para 3 above, nothing has come to our attention that causes us to believe that the accompanying statement of unaudited financial results prepared in accordance with applicable accounting standards and other recognized accounting practices and policies has not disclosed the information required to be disclosed in terms of Regulation 33 of the SEBI (Listing Obligations and Disclosure Requirements) Regulations, 2015 read with RBI circular (2016-17/29 DBS.ARS.No.BC.2/08.91.001/2016-17 dated 28/07/2016 w.r.t quarterly review of the account of public sector banks) including the manner in which it is to be disclosed, or that it contains any material misstatement or that it has not been prepared in accordance with the relevant prudential norms issued by the Reserve Bank of India in respect of income recognition, asset classification, provisioning and other related matters.

For LODHA & CO.
Chartered Accountants
F.R.NO. 301051E



(CA H.K.Verma)
PARTNER
M. NO. 055104



For PATHAK.H.D & ASSOCIATES
Chartered Accountants
F.R.NO.-107783W



(CA B. P. Chaturvedi)
PARTNER
M. NO. 015585



For S.K.MEHTA & CO.
Chartered Accountants
F.R.NO.-000478N



(CA Jyoti Bagga)
PARTNER
M. NO. 087002



For BORKAR & MUZUMDAR
Chartered Accountants
F.R.NO.-101569W



(CA B.M.Agarwal)
PARTNER
M. NO. 033254





Place: Delhi


Date : July 30, 2018

CENTRAL BANK OF INDIA
Reviewed Financial Results for the Quarter ended June 30, 2018


		(Rs in Lakh)			
	Particulars	Quarter Ended			Year Ended
		30.06.2018	31.03.2018	30.06.2017	31.03.2018
		Reviewed	Audited	Reviewed	Audited
1	Interest earned (a) + (b) + (c) + (d)	5,69,187	5,63,199	6,21,091	24,03,551
	(a) Interest/discount on advances/bills	3,32,822	3,39,936	3,55,911	14,47,875
	(b) Income on investments	1,98,176	1,87,148	1,71,773	7,13,736
	(c) Interest on balances with Reserve Bank of India and other inter bank funds	25,506	23,843	86,225	2,05,854
	(d) Others	12,683	12,272	7,182	36,086
2	Other Income	21,295	66,951	65,987	2,62,235
A.	TOTAL INCOME (1+2)	5,90,482	6,30,150	6,87,078	26,65,786
3	Interest Expended	4,01,369	4,13,214	4,87,967	17,51,851
4	Operating Expenses (e) + (f)	1,50,752	1,62,218	1,54,042	6,40,637
	(e) Employees cost	96,594	91,412	1,00,489	3,98,337
	(f) Other operating expenses (All items exceeding 10% of the total expenditure excluding interest expenditure may be shown separately)	54,158	70,806	53,553	2,42,300
B.	TOTAL EXPENDITURE (3)+(4) (excluding Provisions and Contingencies)	5,52,121	5,75,432	6,42,009	23,92,488
C.	OPERATING PROFIT (A-B) (Profit before Provisions & Contingencies)	38,361	54,718	45,069	2,73,298
D.	Provisions (other than tax) and Contingencies.	2,76,822	3,97,125	1,26,902	10,62,896
	(Of which provisions for Non-Performing Assets)	2,53,814	4,83,247	1,02,893	10,73,493
E.	Exceptional Items	-	-	-	-
F.	Profit/ (Loss) from Ordinary Activities before Tax (C-D-E)	(2,38,461)	(3,42,407)	(81,833)	(7,89,598)
G.	Tax Expenses	(86,237)	(1,31,056)	(24,157)	(2,79,107)
H.	Net Profit / (Loss) from Ordinary Activities After Tax (F-G)	(1,52,224)	(2,11,351)	(57,676)	(5,10,491)
I.	Extraordinary items (net of tax expense)	-	-	-	-
J.	Net Profit / (Loss) for the period (H-I)	(1,52,224)	(2,11,351)	(57,676)	(5,10,491)
5	Paid-up equity share capital (Face value of Rs.10/- per share)	2,61,816	2,61,816	1,90,217	2,61,816
6	Reserves excluding revaluation reserves (as per balance sheet of previous accounting year)	-	-	-	12,23,714
7	Analytical Ratios				
(i)	Percentage of shares held by Government of India	86.40	86.40	81.28	86.40
(ii)	Capital Adequacy Ratio-Basel III (%)	8.05	9.04	9.61	9.04
	(a) CET 1 Ratio (%)	6.05	7.01	7.47	7.01
	(b) Additional Tier 1 Ratio (%)	-	-	-	-
(iii)	Earning per Share(in Rs.) Basic and diluted EPS before and after Extraordinary Items, net of Tax Expense [not annualised]	(5.81)	(10.55)	(3.03)	(26.34)
(iv)	(a) Amount of Gross Non-performing Assets	38,77,766	38,13,070	31,39,847	38,13,070
	(b) Amount of Net Non-Performing Assets	16,08,625	17,37,787	17,40,743	17,37,787
	(c) % of Gross Non-performing Assets	22.17	21.48	18.23	21.48
	(d) % of Net Non-Performing Assets	10.58	11.10	11.04	11.10
(v)	Return on Assets (Annualised) - (%)	(1.85)	(2.75)	(0.71)	(1.61)


B.S. SHEKHAWAT
EXECUTIVE DIRECTOR


P. RAMANA MURTHY
EXECUTIVE DIRECTOR


B.K. DIVAKARA
EXECUTIVE DIRECTOR


RAJEEV RISHI
MANAGING DIRECTOR & CEO


TAPAN RAY
CHAIRMAN



Place : Delhi
Date : July 30, 2018




CENTRAL BANK OF INDIA


SEGMENT REPORT FOR THE QUARTER ENDED JUNE 30, 2018

		(Rs. in Lakh)			
Sl. No.	Particulars	Quarter Ended			Year Ended
		Unaudited	Audited	Unaudited	Audited
		30.06.2018	31.03.2018	30.06.2017	31.03.2018
A.	Segment Revenue				
	1. Treasury Operations	209,633	222,314	289,210	1,023,935
	2. Retail Banking Operations	200,783	214,013	186,610	808,304
	3. Wholesale Banking Operations	180,067	193,823	211,258	833,547
	4. Other Banking Operations	-	-	-	-
	5. Unallocated	-	-	-	-
	Total	590,483	630,150	687,078	2,665,786
	Less: Inter Segment Revenue	-	-	-	-
	Net Sales/Income From Operations	590,483	630,150	687,078	2,665,786
B.	Segment Results (Profit+)/Loss(-) before tax and interest from each segment)				
	1. Treasury Operations	(56,932)	58,609	12,132	94,090
	2. Retail Banking Operations	7,326	3,247	(1,912)	6,978
	3. Wholesale Banking Operations	(185,243)	(400,024)	(88,404)	(875,266)
	4. Other Banking Operations	-	-	-	-
	5. Unallocated	(3,613)	(4,238)	(3,649)	(15,398)
	Total	(238,461)	(342,406)	(81,833)	(789,596)
	Less: (i) Interest	-	-	-	-
	(ii) Other Un-allocable Expenditure net off	-	-	-	-
	(iii) Un-allocable income	-	-	-	-
	Total Profit Before Tax	(238,461)	(342,406)	(81,833)	(789,596)
C.	Segment Assets				
	1. Treasury Operations	14,845,092	14,651,322	14,122,694	14,651,322
	2. Retail Banking Operations	8,399,840	8,696,340	7,943,697	8,696,340
	3. Wholesale Banking Operations	7,926,228	7,949,955	9,850,455	7,949,955
	4. Other Banking Operations	-	-	-	-
	5. Unallocated Assets	1,337,463	1,324,910	1,048,080	1,324,910
	Total	32,508,623	32,622,527	32,964,926	32,622,527
D.	Segment Liabilities				
	1. Treasury Operations	15,031,591	14,929,672	14,333,967	14,929,672
	2. Retail Banking Operations	8,290,384	8,303,484	7,918,619	8,303,484
	3. Wholesale Banking Operations	7,540,249	7,590,817	8,974,902	7,590,817
	4. Other Banking Operations	-	-	-	-
	5. Unallocated Liabilities	-	-	-	-
	Total	30,862,224	30,823,973	31,227,488	30,823,973
E.	Capital Employed				
	1. Treasury Operations	(186,499)	(278,350)	(211,273)	(278,350)
	2. Retail Banking Operations	109,456	392,856	25,078	392,856
	3. Wholesale Banking Operations	385,979	359,138	875,553	359,138
	4. Other Banking Operations	-	-	-	-
	5. Unallocated	1,337,463	1,324,910	1,048,080	1,324,910
	Total	1,646,399	1,798,554	1,737,438	1,798,554

Note: 1) Segment Revenue and Expenses have been apportioned on the basis of the segment assets, wherever direct allocation is not possible.


2) Figures of previous year/period have been regrouped wherever considered necessary to conform to current period classification.


B.S. SHEKHAWAT
Executive Director


P. RAMANA MURTHY
Executive Director


B.K. DIVAKARA
Executive Director


RAJEEV RISHI
Managing Director & CEO


TAPAN RAY
Chairman

Place: Delhi


Date: July 30, 2018



CENTRAL BANK OF INDIA
STATEMENT OF ASSETS AND LIABILITIES

(Rs. in Lacs)

PARTICULARS	As at 30.06.2018	As at 31.03.2018	As at 30.06.2017
	Reviewed	Audited	Reviewed
CAPITAL & LIABILITIES			
Capital	261,816	261,816	190,217
Reserves and Surplus	1,384,583	1,536,738	1,478,921
Share application Money pending allotment	-	-	68,300
Deposits	29,359,480	29,483,886	29,416,234
Borrowings	542,015	570,611	696,267
Other Liabilities and Provisions	960,729	769,477	1,115,381
TOTAL	32,508,623	32,622,528	32,965,320
ASSETS			
Cash and Balances with Reserve Bank of India	3,303,209	3,599,991	5,148,924
Balances with Banks and Money at Call and Short Notice	24,554	322,853	105,261
Investments	10,863,742	10,263,161	9,363,980
Advances	15,206,354	15,654,218	15,764,640
Fixed Assets	431,507	434,338	428,193
Other Assets	2,679,257	2,347,967	2,154,322
TOTAL	32,508,623	32,622,528	32,965,320



B.S. SHEKHAWAT
EXECUTIVE DIRECTOR



P. RAMANA MURTHY
EXECUTIVE DIRECTOR



B.K. DIVAKARA
EXECUTIVE DIRECTOR



RAJEEV RISHI
MANAGING DIRECTOR & CEO



TAPAN RAY
CHAIRMAN

Place: Delhi

Date: July 30, 2018





सेन्ट्रल बैंक ऑफ़ इंडिया
Central Bank of India

1911 से आपके लिए "केंद्रित"

"CENTRAL" TO YOU SINCE 1911

**NOTES ON ACCOUNTS FORMING PART OF REVIEWED FINANCIAL RESULTS
FOR THE QUARTER ENDED JUNE 30, 2018.**


1. The above Financial Results have been reviewed by the Audit Committee of the Board and approved by the Board of Directors of the Bank at its meeting held on July 30, 2018. The results have been subjected to a "Limited Review" by the Statutory Central Auditors of the Bank.
2. There has been no change in the accounting policies followed during the quarter ended June 30, 2018 as compared to those followed in the preceding financial year ended March 31, 2018 except as otherwise stated.
3. Financial Results for the quarter ended June 30, 2018 have been arrived at after considering provisions for Non-Performing Assets, Restructured Assets, Standard Assets, Standard Derivative Exposures and Investment Depreciation which have been made on the basis of extant guidelines on Prudential Norms for Income Recognition, Asset Classification, Provisioning norms issued by the Reserve Bank of India.
Provisions for Employee Benefits and other usual and necessary provisions including Unhedged Foreign Currency Exposure and Income Tax have been made on estimated basis for the quarter ended June 30, 2018.
4. As per RBI Circular No.DBR.No.BP.BC.102/21.04.048/2017-18 dated 02.04.2018 and Circular No.DBR.No.BP.BC.113/21.04.048/2017-18 dated 15.06.2018, Bank has opted for staggering the Mark to Market (MTM) losses on investments held in AFS and HFT category over a period of four quarters. Accordingly, Bank has provided for Rs.69.44 crore during this quarter as applicable. Further, the remaining MTM losses to the tune of Rs.130.67 crore have been deferred to the subsequent three quarters.
- 5
 - a) As per RBI Circular Nos. DBR No.BP.15199/21.04.048/2016-17 and DBR No.BP.1906/21.04.048/2017-18 dated 23.06.2017 and 28.08.2017 respectively, for the accounts covered under the provisions of Insolvency and Bankruptcy Code (IBC), the Bank is holding an additional provision of Rs.690.20 crore as on June 30, 2018 in respect of 21 borrower accounts.
 - b) During the quarter the Bank has appropriated the amount recovered in accordance with the resolution plan approved vide order of National Company Law Tribunal (NCLT). The Bank has appropriated an amount of Rs.76.29 crore recovered in one of the cases, where appeal is pending before the National Company Law Appellate Tribunal (NCLAT).
- 6 In terms of Reserve Bank of India (RBI) circular DBR.No.BP.BC.1/21.06.201/2015-16 dated July 1, 2015, on 'Basel III Capital Adequacy' and RBI circulars DBR.No.BP.BC.80/21.06.201/2014-15 dated March 31, 2015 on 'Prudential Guidelines on Capital Adequacy and Liquidity Standard Amendments', banks are required to make Pillar 3 disclosures including leverage ratio and liquidity coverage ratio under the Basel III framework. The bank has made these disclosures which are available on the bank's website www.centralbankofindia.co.in along with publication of financial results. The Disclosures have not been subjected to audit by Statutory Central Auditors of the Bank.




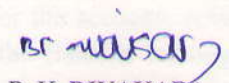
- 7 In terms of RBI guidelines DBOD No.BP.BC.57/62-88 dated December 31, 1988, the Bank had earlier issued Inter-Bank Participation Certificates (IBPC) of Rs.2115.52 crore as on March 31,2018 (Previous year Rs.22,991.22 crore) were issued on risk sharing basis for a maximum period of 120 days, out of which IBPC of Rs.615.52 crore stands matured and repaid during the quarter ending June 30,2018 thereby reducing the outstanding IBPC to Rs.1500.00 crore ending June 30, 2018, and reducing the Bank's Total Advances to same extent.
- 8 The Bank has recognized Treasury operations, Corporate/ Wholesale Banking and Retail Banking as primary reporting segments. There are no secondary reporting segments.
- 9 Keeping in view the significant provisioning requirements, tax review based on management's estimate of possible tax benefits against timing difference has been carried out and as at 30.06.2018 Rs. 6227.64 crore (Rs.5368.03 crore as at 31.03.2018) has been recognized as Deferred Tax Assets in the accounts.
- 10 Status of Investors' Complaints:

Complaints at the beginning of the Quarter	Received during the Quarter	Resolved during the Quarter	Pending as on June 30, 2018
NIL	36	36	NIL


- 11 The Provisioning Coverage Ratio (PCR) of the Bank is 66.42%. (Previous corresponding quarter 54.48%).
- 12 The figures for the Quarter ended March 31, 2018 are the balancing figures between audited figures in respect of financial year 2017-18 and published year to date figures upto December 31, 2017.
- 13 Figures of the previous period have been regrouped/ reclassified wherever considered necessary to confirm to current period classification.


B.S. SHEKHAWAT
 EXECUTIVE DIRECTOR


P. RAMANA MURTHY
 EXECUTIVE DIRECTOR


B. K. DIVAKARA
 EXECUTIVE DIRECTOR


RAJEEV RISHI
 MANAGING DIRECTOR & CEO


TAPAN RAY
 CHAIRMAN

Place: Delhi

Date: July 30, 2018

