

October 27, 2020

National Stock Exchange of India Limited

Exchange Plaza, C-1 Block G
Bandra Kurla Complex, Bandra (E)
Mumbai – 400051, India

BSE Limited

Phiroze Jeejeebhoy Towers
Dalal Street, Mumbai – 400001, India

Ref: Bharti Airtel Limited (BHARTIARTL/532454)

Sub: Financial results for the second quarter (Q2) ended September 30, 2020

Dear Sir/ Ma'am,

In compliance with Regulations 30 and 33 of the SEBI (Listing Obligations and Disclosure Requirements) Regulations, 2015, we are enclosing herewith the following for the second quarter (Q2) ended September 30, 2020:

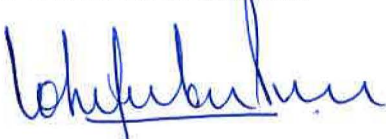
- Audited consolidated financial results as per Ind AS
- Audited standalone financial results as per Ind AS
- Auditor's reports

The above financial results have been reviewed by the Audit Committee in its meeting held on Tuesday, October 27, 2020 and based on its recommendation, approved by the Board of Directors at its meeting held on Tuesday, October 27, 2020. The Board meeting commenced at 02:00 P.M. and is still in progress.

Kindly take the same on record.

Thanking you,
Sincerely yours,

For Bharti Airtel Limited



Rohit Krishan Puri
Dy. Company Secretary & Compliance Officer



Bharti Airtel Limited

(a Bharti Enterprise)

Regd. & Corporate Office: Bharti Crescent, 1, Nelson Mandela Road, Vasant Kunj, Phase II, New Delhi - 110 070

T.: +91-11-4666 6100, F.: +91-11-4166 6137, Email id: compliance.officer@bharti.in, www.airtel.com

CIN: L74899DL1995PLC070609



Bharti Airtel Limited

Registered Office: Bharti Crescent, 1, Nelson Mandela Road, Vasant Kunj, Phase II, New Delhi – 110 070, India

CIN: L74899DL1995PLC070609

T: +91-11-4666 6100, F: +91-11-4166 6137, Email id: compliance.officer@bharti.in

Statement of Audited Consolidated Financial Results for the quarter and six months ended September 30, 2020

(Rs. Millions; except per share data)

Particulars	Quarter ended			Six months ended		Year ended
	September 30, 2020	June 30, 2020	September 30, 2019	September 30, 2020	September 30, 2019	March 31, 2020
	Audited	Audited	Audited	Audited	Audited	Audited
Income						
Revenue from operations	257,850	239,387	211,313	497,237	418,692	875,390
Other income	1,489	4,805	3,466	6,294	6,411	19,346
	259,339	244,192	214,779	503,531	425,103	894,736
Expenses						
Network operating expenses	54,564	51,036	49,689	105,600	96,325	197,685
Access charges	29,229	28,011	26,389	57,240	52,016	107,395
License fee / Spectrum charges	22,355	20,768	16,995	43,123	35,386	73,833
Employee benefits expense	11,008	11,566	9,464	22,574	18,105	38,072
Sales and marketing expenses	8,744	7,301	7,581	16,045	15,967	34,325
Other expenses	15,530	16,626	12,823	32,156	30,180	59,257
	141,430	135,308	122,941	276,738	247,979	510,567
Profit before depreciation, amortisation, finance costs, share of profit of associates and joint ventures, exceptional items and tax	117,909	108,884	91,838	226,793	177,124	384,169
Depreciation and amortisation expense	74,211	72,268	69,351	146,479	136,938	276,896
Finance costs	37,604	34,562	31,872	72,166	65,800	139,918
Share of loss / (profit) of associates and joint ventures (net)	423	(1,666)	(3,155)	(1,243)	(4,086)	(6,524)
Profit / (loss) before exceptional items and tax	5,671	3,720	(6,230)	9,391	(21,528)	(26,121)
Exceptional items (net)	493	117,457	307,110	117,950	321,804	402,344
Profit / (loss) before tax	5,178	(113,737)	(313,340)	(108,559)	(343,332)	(428,465)
Tax expense / (credit)						
Current tax	6,494	5,086	4,281	11,580	12,044	23,738
Deferred tax	(977)	33,089	(89,320)	32,112	(103,153)	(145,561)
Loss for the period	(339)	(151,912)	(228,301)	(152,251)	(252,223)	(306,642)
Other comprehensive income ("OCI")						
Items to be reclassified subsequently to profit or loss :						
- Net (loss) / gain due to foreign currency translation differences	(2,487)	(863)	4,503	(3,350)	2,033	4,814
- Net gain / (loss) on net investment hedge	1,418	(212)	(1,156)	1,206	(1,309)	(10,856)
- Net loss on cash flow hedge	-	-	(114)	-	(193)	(109)
- Net gain / (loss) on fair value through OCI investments	99	(189)	(126)	(90)	(107)	(108)
- Tax (charge) / credit on above	(413)	(12)	296	(425)	364	2,883
Items not to be reclassified to profit or loss :						
- Re-measurement gain / (loss) on defined benefit plans	24	(17)	41	7	(250)	(76)
- Tax (charge) / credit on above	(9)	(6)	(13)	(15)	67	(41)
- Share of OCI of joint ventures and associates	(7)	(73)	3	(80)	(3)	15
Other comprehensive (loss) / gain for the period	(1,375)	(1,372)	3,434	(2,747)	602	(3,478)
Total comprehensive loss for the period	(1,714)	(153,284)	(224,867)	(154,998)	(251,621)	(310,120)
Loss for the period attributable to	(339)	(151,912)	(228,301)	(152,251)	(252,223)	(306,642)
Owners of the Parent	(7,632)	(159,331)	(230,449)	(166,963)	(259,109)	(321,832)
Non-controlling interests	7,293	7,419	2,148	14,712	6,886	15,190
Other comprehensive (loss) / gain for the period attributable to :	(1,375)	(1,372)	3,434	(2,747)	602	(3,478)
Owners of the Parent	1,798	(704)	1,119	1,094	(831)	(11,748)
Non-controlling interests	(3,173)	(668)	2,315	(3,841)	1,433	8,270
Total comprehensive loss for the period attributable to :	(1,714)	(153,284)	(224,867)	(154,998)	(251,621)	(310,120)
Owners of the Parent	(5,834)	(160,035)	(229,330)	(165,869)	(259,940)	(333,580)
Non-controlling interests	4,120	6,751	4,463	10,871	8,319	23,460
Paid-up equity share capital (Face value : Rs. 5/- each)	27,278	27,278	25,660	27,278	25,660	27,278
Other equity	566,115	582,624	673,625	566,115	673,625	744,170
(Loss) / earnings per share (Face value : Rs. 5/- each)						
Basic	(1.40)	(29.22)	(44.92)	(30.62)	(53.04)	(63.41)
Diluted	(1.40)	(29.22)	(44.92)	(30.62)	(53.04)	(63.41)



Handwritten signature

Audited Consolidated Balance Sheet as of September 30, 2020

(Rs. Millions)

Particulars	As of	
	September 30, 2020	March 31, 2020
	Audited	Audited
Assets		
Non-current assets		
Property, plant and equipment	875,050	877,573
Capital work-in-progress	49,546	39,972
Right-of-use assets	259,916	259,049
Goodwill	340,096	346,192
Other intangible assets	782,658	809,741
Intangible assets under development	3,128	2,851
Investment in joint ventures and associates	97,869	96,808
Financial assets		
- Investments	17,710	20,278
- Derivative instruments	-	41
- Security deposits	8,772	8,728
- Others	18,572	14,696
Income tax assets (net)	21,064	21,088
Deferred tax assets (net)	238,464	270,160
Other non-current assets	70,530	74,181
	2,783,375	2,841,358
Current assets		
Inventories	1,842	1,569
Financial assets		
- Investments	92,355	137,679
- Derivative instruments	560	2,792
- Trade receivables	49,617	46,058
- Cash and cash equivalents	105,241	135,507
- Other bank balances	29,496	23,420
- Others	187,949	210,523
Other current assets	152,758	208,884
	619,818	766,432
Total assets	3,403,193	3,607,790
Equity and liabilities		
Equity		
Equity share capital	27,278	27,278
Other equity	566,115	744,170
Equity attributable to owners of the Parent	593,393	771,448
Non-controlling interests	249,577	249,847
	842,970	1,021,295
Non-current liabilities		
Financial liabilities		
- Borrowings	1,044,421	910,792
- Lease liabilities	239,049	243,678
- Derivative instruments	266	292
- Others	112,257	67,399
Deferred revenue	28,846	22,844
Provisions	8,013	7,548
Deferred tax liabilities (net)	16,852	16,877
Other non-current liabilities	2,128	2,189
	1,451,832	1,271,619
Current liabilities		
Financial liabilities		
- Borrowings	120,735	167,034
- Current maturities of long-term borrowings	127,133	98,364
- Lease liabilities	65,335	62,413
- Derivative instruments	1,270	568
- Trade payables	274,995	250,232
- Others	160,859	168,321
Deferred revenue	64,600	54,588
Provisions	237,247	451,093
Current tax liabilities (net)	10,867	13,519
Other current liabilities	45,350	48,744
	1,108,391	1,314,876
Total liabilities	2,560,223	2,586,495
Total equity and liabilities	3,403,193	3,607,790



Ch

Audited Consolidated Segment-wise Revenue, Results, Assets and Liabilities for the quarter and six months ended September 30, 2020

(Rs. Millions)

Particulars	Quarter ended			Six months ended		Year ended
	September 30, 2020	June 30, 2020	September 30, 2019	September 30, 2020	September 30, 2019	March 31, 2020
	Audited	Audited	Audited	Audited	Audited	Audited
1. Segment Revenue						
- Mobile Services India @	138,319	128,772	109,813	267,091	218,481	459,663
- Mobile Services Africa	71,661	64,513	59,157	136,174	114,590	242,173
- Mobile Services South Asia	1,116	1,088	1,105	2,204	2,194	4,552
- Airtel Business	35,821	35,019	33,312	70,840	65,392	132,331
- Tower Infrastructure Services	17,663	16,421	16,673	34,084	33,935	67,423
- Homes Services	5,874	5,785	5,475	11,659	11,180	22,451
- Digital TV Services	7,549	7,448	7,893	14,997	15,282	29,239
- Others	22	4	(1)	26	(81)	50
Total segment revenue	278,025	259,050	233,427	537,075	460,973	957,882
Less: Inter-segment eliminations *	20,175	19,663	22,114	39,838	42,281	82,492
Total revenue	257,850	239,387	211,313	497,237	418,692	875,390
2. Segment Results ^						
Profit / (loss) before finance costs (net), non-operating expenses (net), charity and donation, exceptional items and tax						
- Mobile Services India @	6,847	1,657	(11,425)	8,504	(23,391)	(31,379)
- Mobile Services Africa	20,072	16,210	15,422	36,282	29,334	64,488
- Mobile Services South Asia	(240)	(280)	(277)	(520)	(537)	(1,055)
- Airtel Business @	9,640	8,908	7,685	18,548	13,939	31,889
- Tower Infrastructure Services	9,130	8,778	11,004	17,908	20,576	38,127
- Homes Services @	1,432	1,592	1,238	3,024	2,320	5,191
- Digital TV Services	2,944	2,762	3,243	5,706	6,855	11,394
- Others	(2,955)	(1,085)	(1,651)	(4,040)	(3,378)	(6,629)
Total	46,870	38,542	25,239	85,412	45,718	112,026
- Unallocated	(567)	(421)	(340)	(988)	(743)	(2,975)
- Inter-segment eliminations *	(2,454)	(2,331)	(1,732)	(4,785)	(3,536)	(8,367)
Total segment results	43,849	35,790	23,167	79,639	41,439	100,684
Less:						
(i) Finance costs (net)	37,257	30,500	29,083	67,757	60,898	123,820
(ii) Non-operating expenses (net)	764	727	231	1,491	692	1,272
(iii) Charity and donation	157	843	83	1,000	1,377	1,713
(iv) Exceptional items (net)	493	117,457	307,110	117,950	321,804	402,344
Profit / (loss) before tax	5,178	(113,737)	(313,340)	(108,559)	(343,332)	(428,465)
3. Segment Assets ^						
- Mobile Services India @	1,979,614	2,035,500	2,070,984	1,979,614	2,070,984	2,108,687
- Mobile Services Africa	681,748	680,343	653,730	681,748	653,730	675,156
- Mobile Services South Asia	8,726	7,904	7,537	8,726	7,537	8,188
- Airtel Business @	204,726	216,515	155,335	204,726	155,335	200,255
- Tower Infrastructure Services	183,163	188,188	189,180	183,163	189,180	202,823
- Homes Services @	36,638	35,052	45,087	36,638	45,087	42,425
- Digital TV Services	36,043	34,620	37,621	36,043	37,621	39,749
- Others	37,037	38,817	36,234	37,037	36,234	36,724
Total segment assets	3,167,695	3,236,939	3,195,708	3,167,695	3,195,708	3,314,007
- Unallocated	387,565	439,009	278,976	387,565	278,976	441,744
- Inter-segment eliminations*	(152,067)	(154,603)	(119,296)	(152,067)	(119,296)	(147,961)
Total assets	3,403,193	3,521,345	3,355,388	3,403,193	3,355,388	3,607,790
4. Segment Liabilities						
- Mobile Services India @	867,872	1,118,569	1,078,617	867,872	1,078,617	1,025,832
- Mobile Services Africa	202,964	205,947	180,791	202,964	180,791	201,937
- Mobile Services South Asia	4,299	3,947	3,560	4,299	3,560	3,943
- Airtel Business @	142,581	143,475	99,272	142,581	99,272	131,256
- Tower Infrastructure Services	43,788	41,819	41,624	43,788	41,624	41,839
- Homes Services @	23,774	24,948	14,192	23,774	14,192	23,355
- Digital TV Services	42,280	40,005	38,062	42,280	38,062	41,224
- Others	423	429	505	423	505	437
Total segment liabilities	1,327,981	1,579,139	1,456,623	1,327,981	1,456,623	1,469,823
- Unallocated	1,358,908	1,213,842	1,166,031	1,358,908	1,166,031	1,236,696
- Inter-segment eliminations*	(126,666)	(130,082)	(136,867)	(126,666)	(136,867)	(120,024)
Total liabilities	2,560,223	2,662,899	2,485,787	2,560,223	2,485,787	2,586,495

* Includes accounting policy alignment

^ Includes share of results/ net assets of joint ventures and associates

@ During the year ended March 31, 2020 the Group transferred its operations pertaining to optical fibre on a going concern basis on August 1, 2019 from the Company to its wholly owned subsidiary. As a result, the Group reorganised the business whereby the assets and liabilities pertaining to bandwidth capacities have been allocated to Mobile Services India. Airtel Business and Homes Services. Previously, these operations were part of Mobile Services India and bandwidth capacities were billed by Mobile Services India to Airtel Business and Homes Services. Without such reorganisation, for the three months ended September 30, 2020 and as of that date, segment revenue, segment results, segment assets and segment liabilities for Mobile Services India would have been Rs. 141,115 Mn, Rs. 6,349 Mn, Rs. 2,026,131 Mn and Rs. 917,455 Mn respectively; segment results, segment assets and segment liabilities for Airtel Business would have been Rs. 9,943 Mn, Rs. 181,253 Mn and Rs. 21,246 Mn respectively; and for Homes Services would have been Rs. 1,239 Mn, Rs. 38,329 Mn and Rs. 18,464 Mn respectively.



Handwritten signature

Audited Consolidated Statement of Cash Flows for the six months ended September 30, 2020

(Rs. Millions)

Particulars	Six months ended	
	September 30, 2020	September 30, 2019
	Audited	Audited
Cash flows from operating activities		
Loss before tax	(108,559)	(343,332)
Adjustments for :		
Depreciation and amortisation expense	146,479	136,938
Finance costs	70,867	65,393
Dividend income	-	(57)
Net gain on FVTPL investments	(4,027)	(2,277)
Interest income	(2,244)	(2,039)
Net loss / (gain) on derivative financial instruments	2,154	(529)
Net gain on fair value of financial instruments	(292)	-
Share of profit of joint ventures and associates (net)	(1,243)	(4,086)
Exceptional items (net)	117,457	321,443
Employee share-based payment expense	367	112
Loss on sale of property, plant and equipment	64	1
Other non-cash items	4,226	3,990
Operating cash flow before changes in working capital	225,249	175,557
Changes in working capital		
Trade receivables	(6,865)	(15,906)
Trade payables	14,624	(10,173)
Inventories	(400)	(162)
Provisions	(94,351)	135,142
Other financial and non-financial liabilities	16,954	(5,683)
Other financial and non-financial assets	74,883	(114,024)
Net cash generated from operations before tax	230,094	164,751
Income tax paid (net)	(13,476)	(13,377)
Net cash generated from operating activities (a)	216,618	151,374
Cash flows from investing activities		
Purchase of property, plant and equipment and capital work-in-progress	(108,330)	(89,567)
Proceeds from sale of property, plant and equipment	645	674
Purchase of intangible assets	(3,163)	(6,876)
Payment towards spectrum - Deferred payment liability*	-	(6,753)
Proceeds from sale / (purchase) of current investments (net)	48,386	(12,839)
Proceeds from sale of non-current investments	3,721	2,352
Purchase of non-current investments	(84)	-
Investment in associates	(3,311)	(2,603)
Dividend received	4,200	-
Interest received	2,540	2,502
Net cash used in investing activities (b)	(55,396)	(113,110)
Cash flows from financing activities		
Net proceeds from issue of shares (Rights issue)	-	249,136
Proceeds from borrowings	168,006	168,212
Repayment of borrowings	(248,469)	(221,489)
Repayment of lease liabilities	(25,257)	(18,231)
Repayment of short-term borrowings (net)	(28,951)	(138,852)
Purchase of treasury shares	(21)	(84)
Interest and other finance charges paid	(21,237)	(57,914)
Proceeds from exercise of share options	7	3
Dividend paid (including tax)	(22,791)	(11,558)
Net proceeds from issuance of equity shares to Non-controlling interest	-	55,030
Net payment towards derivatives	-	(15,784)
Payment of bond issue / share issue expenses	(15)	-
Net cash (used in) / generated from financing activities (c)	(178,728)	8,469
Net (decrease) / Increase in cash and cash equivalents during the period (a+b+c)	(17,506)	46,733
Effect of exchange rate on cash and cash equivalents	(2,659)	2,459
Cash and cash equivalents as at beginning of the period	130,539	53,793
Cash and cash equivalents as at end of the period	110,374	102,985

* Cash flows towards spectrum acquisition are based on the timing of payouts to DoT (viz. upfront / deferred).



[Handwritten signature]

For the purpose of Audited Consolidated Statement of Cash Flows, cash and cash equivalents comprise of following:

Particulars	As of	
	September 30, 2020	September 30, 2019
	Audited	Audited
Cash and cash equivalents as per Audited Interim Condensed Consolidated Balance Sheet	105,241	106,957
Add : Balance held under mobile money trust*	27,735	18,729
Less : Bank overdraft	(22,602)	(22,701)
Cash and cash equivalents as per Audited Consolidated Statement of Cash Flows	110,374	102,985

* It represents cash received from subscribers of mobile commerce services relating to its subsidiaries in Africa and the same is not available for general use by the Group.

Notes to the Audited Consolidated Financial Results

1. The financial results for the quarter and six months ended September 30, 2020 have been reviewed by the Audit Committee and approved by the Board of Directors in their respective meetings held on October 27, 2020.
2. The financial results are prepared in accordance with the requirements of Regulation 33 of the SEBI (Listing Obligations and Disclosure Requirements) Regulations, 2015 and recognition and measurement principles laid down in the Indian Accounting Standard 34 "Interim Financial Reporting" ("Ind AS 34") as prescribed under Section 133 of the Companies Act, 2013 ("the Act") read with relevant rules issued thereunder and other accounting principles generally accepted in India. The said financial results represent results of the Group, and its share in the results of joint ventures and associates.
3. Pursuant to the judgement of the Hon'ble Supreme Court of India on October 24, 2019 ('Court Judgement') including subsequent supplementary judgements, and in the absence of any potential reliefs, the Group provided for Rs. 368,322 Mn for the periods upto March 31, 2020 on the basis of demands received and the period for which demands have not been received having regard to assessments carried out in earlier years and the guidelines / clarifications in respect of License Fees and Spectrum Usage Charges ('AGR Provision').

On July 20, 2020, the Hon'ble Supreme Court, after hearing all parties, observed that the amounts of AGR dues given by DoT in their modification application is to be treated as final ('DoT Demand') and there can be no scope of re-assessment or recalculation. Consequently, without prejudice and on prudence, during the quarter ended June 30, 2020 the Group had further recorded an incremental provision of Rs. 107,444 Mn (including net interest on total provision created considering interest rate as per the affidavit filed by DoT on March 16, 2020 with effect from the date of Court Judgement) to give effect of the differential amount between the AGR Provision and the DoT Demand along with provision for subsequent periods for which demands have not been received computed on the basis of the License Agreement read with the guidelines / clarifications and the Court Judgment, which had been presented as exceptional item. During the quarter ended September 30, 2020, the Company has continued to recognise its AGR obligations based on Court Judgement and guidelines/clarifications received from DoT in respect of License Fees and Spectrum Usage Charges.

Further, in its judgment dated, September 1, 2020 the Hon'ble Supreme Court reaffirmed that the demand raised by the DoT stated in its modification application as final and no dispute or re-assessment shall be undertaken. In addition, Hon'ble Supreme Court directed that the Telecom Operators shall make a payment of 10% of the total dues as demanded by DoT, by March 31, 2021 and remaining dues in yearly instalments commencing April 1, 2021 till March 31, 2031, payable by March 31 of every succeeding financial year. The Group has represented to DoT that it has already paid more than 10% of the total dues as demanded by DoT and will ensure ongoing compliance with the Hon'ble Supreme Court's orders.

(This space has been intentionally left blank)



Handwritten signature

4. On April 25, 2018, Bharti Infratel Limited ('Infratel'), a subsidiary of the Company, and Indus Towers Limited ('Indus'), a joint venture of the Infratel and their respective shareholders and creditors entered into a proposed scheme of amalgamation and arrangement (under Sections 230 to 232 and other applicable provisions of the Companies Act, 2013) ('Scheme') to create a pan-India tower company operating across all 22 telecom service areas. The combined company, which will fully own the respective businesses of Infratel and Indus (being presented as part of the Group's 'Tower Infrastructure Services' operating segment), will change its name to Indus Towers Limited and will continue to be listed on the Indian Stock Exchanges. The Scheme has received approval from Competition Commission of India and No Objection from the Securities Exchange Board of India through BSE Limited and National Stock Exchange of India Limited. The Scheme has also received the second motion approval from the Hon'ble Chandigarh Bench of the National Company Law Tribunal (NCLT) earlier. Further, approval of Department of Telecommunications for FDI has also been received on February 21, 2020.

On August 31, 2020, Infratel's Board of Directors provided its authorization to proceed with the Scheme and to comply with the procedural requirements for completion of merger including approaching NCLT to make the Scheme effective subject to completion of certain procedural condition precedents. The certified copy of the NCLT order approving the Scheme has been allowed for filing with the Registrar of Companies ('ROC') on October 22, 2020 and the Scheme shall become effective from the date when the same is filed with the ROC. The financial effect can be ascertained after the amalgamation is concluded and the Scheme becomes effective.

5. In respect of Tower Infrastructure Services Segment of the Group:

- i) On October 20, 2020, Indus Towers Limited, a Joint Venture Company ('JVC') of a subsidiary of the Company, Bharti Infratel Limited (both in the Tower Infrastructure Service Segment), in its interim financial statements for the quarter and six months ended September 30, 2020 reported that the JVC's top two major customers in the telecom services industry contributed substantial part of the net sales of the JVC, for the same period, which also resulted in significant part of the trade receivables due from these two customers as at September 30, 2020. It also reported that the JVC's largest customer (one of the two major customers) in its declared results for the quarter ended June 30, 2020, had expressed its ability to continue as going concern to be dependent on positive outcome with regard to the timeframe for the payment of AGR dues to be made in instalments, pursuant to Hon'ble Supreme Court's judgment on October 24, 2019.

Subsequently, the Hon'ble Supreme Court on September 1, 2020 in its subsequent order, inter-alia, granted relief and directed that the Telecom Operators shall at the first instance, make the payment of 10% of the total dues as demanded by DoT by March 31, 2021. The Telecom Operators then have to make payment in yearly installments commencing from April 1, 2021 up to March 31, 2031 payable by March 31 of every succeeding financial year i.e. 10 yearly installments. The said customer has paid part of the amount as determined by its self-assessment filed with DoT and in addition has officially announced that its Board in the meeting held on September 4, 2020 has approved the fund-raising plan up to Rs. 250,000 Mn.

These developments appear positive vis-à-vis the previous quarter. However, the loss of a significant customer or the failure to attract new customers could have a material adverse effect on the business, results of operations and financial condition of the JVC. The auditors of the JVC have brought out this material uncertainty in their auditor's report.

- ii) On October 22, 2020, Bharti Infratel Limited ('BIL') has indicated that that the largest customer of the JVC (as referred above) is also a major customer of BIL. The loss of a significant customer or the failure to attract new business in both these entities could have an adverse effect on their business and results of operations. The Management of BIL and the Group have respectively also concluded that there is no impairment with respect to property, plant and equipment of BIL and the carrying value of its investment in the JVC.

6. The exceptional charge of Rs. 493 Mn during the quarter ended September 30, 2020 comprises of cost relating to employee restructuring in one of the group's subsidiaries. Tax benefit due to the deferred tax asset pertaining to one of the subsidiary recognised in this quarter of Rs. 212 Mn is included under tax expense / (credit). As a result, the overall net exceptional charge (after tax) is Rs. 281 Mn. The net share allocated to non-controlling interests on the above an exceptional items is Rs. 93 Mn.




(This space has been intentionally left blank)



A handwritten signature in black ink, likely of the auditor or a company representative.

7. The Code on Social Security, 2020 ('Code') relating to employee benefits during employment and post-employment benefits received Presidential assent in September 2020. The Code has been published in the Gazette of India. However, the date on which the Code will come into effect has not been notified. The Group will assess the impact of the Code when it comes into effect and will record any related impact in the period the Code becomes effective.
8. The Group has considered the possible effects that may result from the pandemic relating to COVID-19 on the financial results. In developing the assumptions relating to the possible future uncertainties in the economic conditions because of this pandemic, the Group, has used internal and external sources of information. Based on the Group assessment, no material impact has been noted. Considering that it is a dynamic and evolving situation, the management will continue to closely monitor and evaluate the impact of any material change in macro-economic and other related factors, which may have bearing on the Group's operations.
9. Previous period / year figures have been re-grouped or reclassified, to confirm to such current period's classification.


For Bharti Airtel Limited

Gopal Vittal
Managing Director and CEO (India & South Asia)
DIN: 02291778

Gurugram
October 27, 2020

Notes:

- a) 'Bharti Airtel' or 'Company', stands for Bharti Airtel Limited
- b) 'Group' or 'Consolidated', stands for Bharti Airtel Limited together with its subsidiaries
- c) For more details on the financial results, please visit our website 'www.airtel.in'





Bharti Airtel Limited

Registered Office: Bharti Crescent, 1, Nelson Mandela Road, Vasant Kunj, Phase II, New Delhi – 110 070, India
CIN: L74899DL1995PLC070609

T: +91-11-4666 6100, F: +91-11-4166 6137, Email id: compliance.officer@bharti.in

Statement of Audited Standalone Financial Results for the quarter and six months ended September 30, 2020

(Rs. Millions; except per share data)

Particulars	Quarter ended			Six months ended		Year ended
	September 30, 2020	June 30, 2020	September 30, 2019	September 30, 2020	September 30, 2019	March 31, 2020
	Audited	Audited	Audited	Audited	Audited	Audited
Income						
Revenue from operations	160,114	150,492	130,129	310,606	258,460	543,171
Other income	3,867	6,109	4,148	9,976	10,532	22,425
	163,981	156,601	134,277	320,582	268,992	565,596
Expenses						
Network operating expenses	37,277	36,204	36,490	73,481	67,788	136,419
Access charges	24,310	23,613	22,404	47,923	44,310	90,767
License fee / Spectrum charges	16,734	15,083	11,969	31,817	25,600	53,653
Employee benefits expense	3,908	4,611	3,810	8,519	7,462	15,202
Sales and marketing expenses	4,554	3,604	3,535	8,158	8,485	18,180
Other expenses	5,280	5,867	6,000	11,147	14,716	27,614
	92,063	88,982	84,208	181,045	168,361	341,835
Profit before depreciation, amortisation, finance costs, exceptional items and tax	71,918	67,619	50,069	139,537	100,631	223,761
Depreciation and amortisation expense	54,876	53,143	49,832	108,019	100,002	203,921
Finance costs	28,688	27,916	24,040	56,604	47,774	114,631
Loss before exceptional items and tax	(11,646)	(13,440)	(23,803)	(25,086)	(47,145)	(94,791)
Exceptional items (net)	-	115,971	308,150	115,971	310,277	415,418
Loss before tax	(11,646)	(129,411)	(331,953)	(141,057)	(357,422)	(510,209)
Tax expense / (credit)						
Current tax	-	(1,312)	-	(1,312)	-	-
Deferred tax	(3,186)	36,519	(86,818)	33,333	(99,250)	(149,327)
Loss for the period	(8,460)	(164,618)	(245,135)	(173,078)	(258,172)	(360,882)
Other comprehensive income						
Items not to be reclassified to profit or loss :						
- Re-measurement gain / (loss) on defined benefit plans	24	18	13	42	(136)	(108)
- Tax (charge) / credit	(7)	(4)	(5)	(11)	47	38
Other comprehensive income / (loss) for the period	17	14	8	31	(89)	(70)
Total comprehensive loss for the period	(8,443)	(164,604)	(245,127)	(173,047)	(258,261)	(360,952)
Paid-up equity share capital (Face value : Rs. 5/- each)	27,278	27,278	25,660	27,278	25,660	27,278
Other equity	803,128	822,461	944,600	803,128	944,600	987,014
(Loss) / earnings per share (Face value : Rs. 5/- each)						
Basic and diluted (loss) / earnings per share	(1.55)	(30.17)	(47.77)	(31.73)	(52.83)	(71.08)

(This space has been intentionally left blank)



[Handwritten signature]

Audited Standalone Balance Sheet as of September 30, 2020

(Rs. Millions)

Particulars	As of	
	September 30, 2020	March 31, 2020
	Audited	Audited
Assets		
Non-current assets		
Property, plant and equipment	543,483	548,286
Capital work-in-progress	23,225	12,332
Right-of-use assets	335,792	345,028
Goodwill	739	739
Other intangible assets	696,207	722,740
Intangible assets under development	345	255
Investments in subsidiaries, associates and joint ventures	302,869	300,466
Financial assets		
- Investments	136	52
- Derivative instruments	-	39
- Loans and security deposits	181,403	187,252
- Others	14,717	12,721
Income tax assets (net)	13,050	13,410
Deferred tax assets (net)	193,679	227,014
Other non-current assets	43,275	45,581
	2,348,920	2,415,915
Current assets		
Inventories	29	31
Financial assets		
- Investments	73,458	86,750
- Derivative instruments	141	1,897
- Trade receivables	45,616	38,100
- Cash and cash equivalents	15,883	33,668
- Other bank balances	858	308
- Loans	7,755	7,580
- Others	188,029	243,772
Other current assets	119,674	175,707
	451,443	587,813
Total assets	2,800,363	3,003,728
Equity and liabilities		
Equity		
Equity share capital	27,278	27,278
Other equity	803,128	987,014
	830,406	1,014,292
Non-current liabilities		
Financial liabilities		
- Borrowings	886,352	704,712
- Lease liabilities	295,308	307,039
- Others	72,503	31,469
Deferred revenue	13,765	12,185
Provisions	2,107	1,919
	1,270,035	1,057,324
Current liabilities		
Financial liabilities		
- Borrowings	6,880	73,092
- Current maturities of long-term borrowings	43,912	45,828
- Lease liabilities	62,811	57,334
- Derivative instruments	757	35
- Trade payables		
- Total outstanding dues of micro enterprises and small enterprises	112	122
- Total outstanding dues of creditors other than micro enterprises and small enterprises	223,342	192,356
- Others	90,873	90,812
Deferred revenue	42,591	35,247
Provisions	203,496	407,590
Current tax liabilities (net)	436	2,268
Other current liabilities	24,712	27,428
	699,922	932,112
Total liabilities	1,969,957	1,989,436
Total equity and liabilities	2,800,363	3,003,728




Audited Standalone Statement of Cash Flows for the six months ended September 30, 2020

(Rs. Millions)

Particulars	Six months ended	
	September 30, 2020	September 30, 2019
	Audited	Audited
Cash flows from operating activities		
Loss before tax	(141,057)	(357,422)
Adjustments for:		
Depreciation and amortisation expense	108,019	100,002
Finance costs	55,361	47,381
Interest income	(2,485)	(940)
Dividend income	(5,335)	(6,923)
Net loss / (gain) on derivative financial instruments	1,759	(428)
Net gain on FVTPL investments	(2,254)	(803)
Exceptional items (net)	115,971	310,165
Loss on sale of property, plant and equipment	51	1
Employee share-based payment expenses	346	88
Other non-cash items	2,264	3,281
Operating cash flow before changes in working capital	132,640	94,402
Changes in working capital		
Trade receivables	(9,139)	(7,554)
Trade payables	21,732	(14,262)
Inventories	(59)	93
Provisions	(92,471)	130,069
Other financial and non-financial liabilities	5,397	(1,287)
Other financial and non-financial assets	111,578	(110,568)
Net cash generated from operations before tax	169,678	90,893
Income tax paid - net	(160)	(1,208)
Net cash generated from operating activities (a)	169,518	89,685
Cash flows from investing activities		
Purchase of property, plant and equipment	(60,017)	(54,507)
Proceeds from sale of property, plant and equipment	406	105
Purchase of intangible assets	(2,430)	(2,696)
Payment towards spectrum - deferred payment liability*	-	(6,753)
Proceeds from sale / (purchase) of current investments (net)	15,560	(9,432)
Purchase of non-current investments	(84)	-
Investment in associates	(2,403)	(2,603)
Loan given to subsidiaries	(12,729)	(12,231)
Loan repayment by subsidiaries	17,372	15,999
Dividend received	5,335	6,923
Interest received	2,129	937
Net cash used in investing activities (b)	(36,861)	(64,258)
Cash flows from financing activities		
Net proceeds from issue of shares (Right Issue)	-	249,137
Proceeds from borrowings	55,849	97,375
Repayment of borrowings	(147,627)	(174,479)
Payment of lease liabilities	(19,713)	(13,408)
Repayment of short-term borrowings (net)	(13,415)	(142,029)
Interest and other finance charges paid	(11,413)	(42,282)
Proceeds from exercise of share options	3	1
Dividend paid	(10,911)	-
Net cash used in financing activities (c)	(147,227)	(25,685)
Net decrease in cash and cash equivalents during the period (a+b+c)	(14,570)	(258)
Add : Cash and cash equivalents as at the beginning of the period	30,397	1,707
Cash and cash equivalents as at the end of the period	15,827	1,449

*Cash flows towards spectrum acquisitions are based on the timing of payouts to DoT (viz. upfront / deferred)



For the purpose of Audited Standalone Statement of Cash Flows, cash and cash equivalents comprise of following:

Particulars	As of	
	September 30, 2020	September 30, 2019
	Audited	Audited
Cash and cash equivalents as per Audited Interim Condensed Standalone Balance Sheet	15,883	1,533
Less : Bank overdraft	(56)	(84)
Cash and cash equivalents as per Audited Standalone Statement of Cash Flows	15,827	1,449

Notes to the Audited Standalone Financial Results

1. The financial results for the quarter and six months ended September 30, 2020 have been reviewed by the Audit Committee and approved by the Board of Directors in their respective meetings held on October 27, 2020.
2. The financial results are prepared in accordance with the requirements of Regulation 33 of the SEBI (Listing Obligations and Disclosure Requirements) Regulations 2015 and recognition and measurement principles laid down in the Indian Accounting Standard 34 "Interim Financial Reporting" ("Ind AS 34") as prescribed under Section 133 of the Companies Act, 2013 ("the Act") read with relevant rules issued thereunder and other accounting principles generally accepted in India.
3. Pursuant to the judgement of the Hon'ble Supreme Court of India on October 24, 2019 ('Court Judgement') including subsequent supplementary judgements, and in the absence of any potential reliefs, the Company provided for Rs. 346,951 Mn for the periods upto March 31, 2020 on the basis of demands received and the period for which demands have not been received having regard to assessments carried out in earlier years and the guidelines / clarifications in respect of License Fees and Spectrum Usage Charges ('AGR Provision').

On July 20, 2020, the Hon'ble Supreme Court, after hearing all parties, observed that the amounts of AGR dues given by DoT in their modification application is to be treated as final ('DoT Demand') and there can be no scope of re-assessment or recalculation. Consequently, without prejudice and on prudence, during the quarter ended June 30, 2020 the Company had further recorded an incremental provision of Rs. 106,890 Mn (including interest on total provision created considering interest rate as per the affidavit filed by DoT on March 16, 2020 with effect from the date of Court Judgement) to give effect of the differential amount between the AGR Provision and the DoT Demand along with provision for subsequent periods for which demands have not been received computed on the basis of the License Agreement read with the guidelines / clarifications and the Court Judgment, which had been presented as exceptional item. During the quarter ended September 30, 2020, the Company has continued to recognise its AGR obligations based on Court Judgement and guidelines / clarifications received from DoT in respect of License Fees and Spectrum Usage Charges.

Further, in its judgment dated, September 1, 2020 the Hon'ble Supreme Court reaffirmed that the Demand raised by the DoT stated in its modification application as final and no dispute or re-assessment shall be undertaken. In addition, Hon'ble Supreme Court directed that the Telecom Operators shall make a payment of 10% of the total dues as demanded by DoT, by March 31, 2021 and remaining dues in yearly instalments commencing April 1, 2021 till March 31, 2031, payable by March 31 of every succeeding financial year. The Company has represented to DoT that it has already paid more than 10% of the total dues as demanded by DoT and will ensure ongoing compliance with the Hon'ble Supreme Court's orders.



(This space has been intentionally left blank)

[Handwritten signature]



4. The disclosure required as per the provisions of Regulation 52(4) of SEBI (Listing Obligations and Disclosure Requirements) Regulations, 2015 is given below:

- a. As of the date of results, the non-convertible debentures ('NCDs') issued by the Company are rated CRISIL AA/ Stable (reaffirmed).
- b. The Company maintains at least 100% asset cover for unsecured NCDs.
- c. The details of previous due date for the payment of interest / repayment of principal of NCDs and whether the amount has been paid are given in the table below:

S.No.	Particulars	Interest	Principal
(i) (a)	8.25% NCDs series I	April 20, 2020	April 20, 2020
(b)	8.35% NCDs series II	April 20, 2020	NA
(ii)	Whether amount has been paid on due dates	Yes	Yes

- d. The details of redemption of Commercial Paper during the six months ended are given in the table below:

ISIN	Amount due (Rs. Millions)	Date of maturity	Rating agency	Credit rating
INE397D14209	5,250	March 9, 2021*	ICRA	A1+
INE397D14191	5,000	February 24, 2021*	ICRA	A1+
INE397D14217	15,000	May 18, 2020	ICRA	A1+
INE397D14225	2,500	June 30, 2020	ICRA	A1+
INE397D14233	2,500	July 15, 2020	ICRA	A1+
INE397D14241	15,000	September 17, 2020	CRISIL	A1+
INE397D14258	5,500	August 6, 2020	CRISIL	A1+

All the Commercial Paper has been paid on or before due date

* It has been pre-paid during the six months ended September 30, 2020

- e. The details of next due date for the payment of interest / repayment of principal of NCDs along with amount due are given in the table below:


S.No.	Particulars	Interest due date	Interest due (Rs. Millions)	Principal due date	Principal due (Rs. Millions)
(i)	8.35% NCDs series II	April 20, 2021	1,253	April 20, 2021	15,000

- f. Other information:

S.No.	Particulars	September 30, 2020	September 30, 2019
(i)	Debt service coverage ratio ('DSCR') - [no. of times]	1.05	1.19
(ii)	Interest service coverage ratio ('ISCR') - [no. of times]	2.67	2.09
(iii)	Debt - equity ratio - [no. of times]	1.11	0.68
(iv)	Debenture redemption reserve - [Rs. Million]	7,500	7,500
(v)	Net worth - [Rs. Million]	780,121	923,755

The basis of computation of above parameters is provided in the table below:

DSCR	Profit before depreciation, amortisation, finance costs, exceptional items and tax / (interest expenses (+) principal repayments of long-term debt (+) payment of lease liabilities)
ISCR	Profit before depreciation, amortisation, finance costs, exceptional items and tax / interest expenses
Debt - equity ratio	(Non-current borrowings (+) current borrowings (+) current maturities of long-term borrowings (-) cash and cash equivalents (-) term deposits with bank) / Equity
Net worth	Basis section 2(57) of the Companies Act, 2013



Handwritten signature



5. The Company publishes these financial results along with the consolidated financial results. In accordance with Ind AS 108, 'Operating Segments', the Company has disclosed the segment information in the consolidated financial results.
6. The Code on Social Security, 2020 ('Code') relating to employee benefits during employment and post-employment benefits received Presidential assent in September 2020. The Code has been published in the Gazette of India. However, the date on which the Code will come into effect has not been notified. The Company will assess the impact of the Code when it comes into effect and will record any related impact in the period the Code becomes effective.
7. The Company has considered the possible effects that may result from the pandemic relating to COVID-19 on the financial results. In developing the assumptions relating to the possible future uncertainties in the economic conditions because of this pandemic, the Company, has used internal and external sources of information. Based on the Company's assessment, no material impact has been noted. Considering that it is a dynamic and evolving situation, the management will continue to closely monitor and evaluate the impact of any material change in macro-economic and other related factors, which may have bearing on the Company's operations.
8. Previous period / year figures have been re-grouped or reclassified, to confirm to such current period's classification.

For Bharti Airtel Limited



Gopal Vittal
Managing Director and CEO (India & South Asia)
DIN: 02291778



Gurugram
October 27, 2020

Notes:

- a) 'Bharti Airtel' or 'Company' stands for Bharti Airtel Limited
- b) For more details on the financial results, please visit our website 'www.airtel.in'

INDEPENDENT AUDITOR'S REPORT ON AUDIT OF INTERIM CONSOLIDATED FINANCIAL RESULTS

TO THE BOARD OF DIRECTORS OF BHARTI AIRTEL LIMITED

Opinion

We have audited the Consolidated Financial Results for the quarter and half year ended September 30, 2020 included in the accompanying "Statement of Audited Consolidated Financial Results for the quarter and half year ended September 30, 2020" of **BHARTI AIRTEL LIMITED** ("the Parent") and its subsidiaries (the Parent and its subsidiaries together referred to as "the Group"), and its share of the net profit/loss after tax and total comprehensive loss of its joint ventures and associates for the quarter and half year ended September 30, 2020, ("the Statement" / "the Consolidated Financial Results") being submitted by the Parent pursuant to the requirements of Regulation 33 of the SEBI (Listing Obligations and Disclosure Requirements) Regulations, 2015, as amended ("the Listing Regulations").

In our opinion and to the best of our information and according to the explanations given to us, and based on the consideration of the audit report of the other auditor on separate financial statements of joint venture referred to in Other Matter section below, the Statement:

- (i) includes the results of the entities as given in Annexure to this report;
- (ii) is presented in accordance with the requirements of Regulation 33 of the Listing Regulations; and
- (iii) gives a true and fair view in conformity with the recognition and measurement principles laid down in the Indian Accounting Standard 34 Interim Financial Reporting ("Ind AS 34"), prescribed under Section 133 of the Companies Act, 2013 ("the Act"), read with relevant rules issued thereunder and other accounting principles generally accepted in India of the consolidated net loss and consolidated total comprehensive loss and other financial information of the Group, its associates and joint ventures for the quarter and half year ended September 30, 2020.

Basis for Opinion

We conducted our audit in accordance with the Standards on Auditing ("SAs") specified under Section 143(10) of the Act. Our responsibilities under those Standards are further described in Auditor's Responsibilities for audit of the Consolidated Financial Results section below. We are independent of the Group, its associates and joint ventures in accordance with the Code of Ethics issued by the Institute of Chartered Accountants of India ("ICAI") together with the ethical requirements that are relevant to our audit of the Consolidated Financial Results under the provisions of the Act and the Rules thereunder, and we have fulfilled our other ethical responsibilities in accordance with these requirements and the ICAI's Code of Ethics. We believe that the audit evidence obtained by us and the audit evidence obtained by the other auditor in terms of their report referred to in Other Matter section below, is sufficient and appropriate to provide a basis for our audit opinion.

Emphasis of Matter

"Material uncertainty arising out of certain developments and its consequential impact on business operations" of Indus Towers Limited, a joint venture company - Reported by the auditors of Indus Towers Limited

We draw attention to Note 5 of the Statement, which describes that the auditors of Indus Towers Limited ("Indus"), a joint Venture Company, in their audit report, dated October 20, 2020 on the financial statements of Indus for the quarter and half year ended September 30, 2020 reported under the above heading a matter which describes the effect on business, results of operations, financial position of the joint venture Company's top customer caused by financial stress post the AGR judgement of Honourable Supreme Court dated October 24, 2019 which required payment of AGR dues to be made in 90 days post which some payments were made by the customer. Subsequently on September 1, 2020 the Supreme Court granted relief and directed that 10% of the total dues as demanded by DoT, to be paid by March 31, 2021; and thereafter to make balance payment in yearly instalments commencing from April 1, 2021 upto March 31, 2031 payable by March 31 of every succeeding financial year. The Joint Venture Company's top customer has also announced that its Board in the meeting held on September 4, 2020 has approved the fund-raising plan up to Rs.250,000 million.

Our opinion on the Statement is not modified in respect of this matter.

Management's Responsibilities for the Statement

This Statement, which includes the Consolidated Financial Results is the responsibility of the Parent's Board of Directors and has been approved by them for the issuance. The Statement has been compiled from the related audited Consolidated Financial Results for the quarter and year ended March 31, 2020, audited Interim Condensed Consolidated Financial Statements for the quarter ended June 30, 2020 and audited Interim Condensed Consolidated Financial Statements for the quarter and half year ended September 30, 2020. This responsibility includes the preparation and presentation of the Consolidated Financial Results that give a true and fair view of the consolidated net loss and consolidated other comprehensive loss and other financial information of the Group including its associates and joint ventures in accordance with the recognition and measurement principles laid down in Ind AS 34, and other accounting principles generally accepted in India and in compliance with Regulation 33 of the Listing Regulations.

The respective Board of Directors of the companies included in the Group and of its associates and joint ventures are responsible for maintenance of adequate accounting records in accordance with the provisions of the Act for safeguarding the assets of the Group and its associates and joint ventures and for preventing and detecting frauds and other irregularities; selection and application of appropriate accounting policies; making judgments and estimates that are reasonable and prudent; and the design, implementation and maintenance of adequate internal financial controls, that were operating effectively for ensuring the accuracy and completeness of the accounting records, relevant to the preparation and presentation of the respective financial results that give a true and fair view and are free from material misstatement, whether due to fraud or error, which have been used for the purpose of preparation of this Consolidated Financial Results by the Directors of the Parent, as aforesaid.

In preparing the Consolidated Financial Results, the respective Board of Directors of the companies included in the Group and of its associates and joint ventures are responsible for assessing the ability of the respective entities to continue as a going concern, disclosing, as applicable, matters related to going concern and using the going concern basis of accounting unless the respective Board of Directors either intends to liquidate their respective entities or to cease operations, or has no realistic alternative but to do so.

The respective Board of Directors of the companies included in the Group and of its associates and joint ventures are responsible for overseeing the financial reporting process of the Group and of its associates and joint ventures.

CWS

Auditor's Responsibilities for audit of the Consolidated Financial Results

Our objectives are to obtain reasonable assurance about whether the Consolidated Financial Results as a whole are free from material misstatement, whether due to fraud or error, and to issue an auditor's report that includes our opinion. Reasonable assurance is a high level of assurance, but is not a guarantee that an audit conducted in accordance with SAs will always detect a material misstatement when it exists. Misstatements can arise from fraud or error and are considered material if, individually or in the aggregate, they could reasonably be expected to influence the economic decisions of users taken on the basis of this Consolidated Financial Results.

As part of an audit in accordance with SAs, we exercise professional judgment and maintain professional skepticism throughout the audit. We also:

- Identify and assess the risks of material misstatement of the Consolidated Financial Results, whether due to fraud or error, design and perform audit procedures responsive to those risks, and obtain audit evidence that is sufficient and appropriate to provide a basis for our opinion. The risk of not detecting a material misstatement resulting from fraud is higher than for one resulting from error, as fraud may involve collusion, forgery, intentional omissions, misrepresentations, or the override of internal control.
- Obtain an understanding of internal financial controls relevant to the audit in order to design audit procedures that are appropriate in the circumstances, but not for the purpose of expressing an opinion on the effectiveness of such controls.
- Evaluate the appropriateness of accounting policies used and the reasonableness of accounting estimates made by the Board of Directors.
- Evaluate the appropriateness and reasonableness of disclosures made by the Board of Directors in terms of the requirements specified under Regulation 33 of the Listing Regulations.
- Conclude on the appropriateness of the Board of Directors' use of the going concern basis of accounting and, based on the audit evidence obtained, whether a material uncertainty exists related to events or conditions that may cast significant doubt on the ability of the Group and its associates and joint ventures to continue as a going concern. If we conclude that a material uncertainty exists, we are required to draw attention in our auditor's report to the related disclosures in the Consolidated Financial Results or, if such disclosures are inadequate, to modify our opinion. Our conclusions are based on the audit evidence obtained up to the date of our auditor's report. However, future events or conditions may cause the Group and its associates and joint ventures to cease to continue as a going concern.
- Evaluate the overall presentation, structure and content of the Consolidated Financial Results, including the disclosures, and whether the Consolidated Financial Results represent the underlying transactions and events in a manner that achieves fair presentation.
- Perform procedures in accordance with the circular issued by the SEBI under Regulation 33(8) of the Listing Regulations to the extent applicable.
- Obtain sufficient appropriate audit evidence regarding the Standalone Financial Information of the entities within the Group and its associates and joint ventures to express an opinion on the Consolidated Financial Results. We are responsible for the direction, supervision and performance of the audit of financial information of such entities included in the Consolidated Financial Results of which we are the independent auditors. For the other entities included in the Consolidated Financial Results, which have been audited by the other auditors, such other auditors remain responsible for the direction, supervision and performance of the audits carried out by them. We remain solely responsible for our audit opinion.

Materiality is the magnitude of misstatements in the Consolidated Financial Results that, individually or in aggregate, makes it probable that the economic decisions of a reasonably knowledgeable user of the Consolidated Financial Results may be influenced. We consider quantitative materiality and qualitative factors in (i) planning the scope of our audit work and in evaluating the results of our work; and (ii) to evaluate the effect of any identified misstatements in the Consolidated Financial Results.

Deloitte Haskins & Sells LLP

We communicate with those charged with governance of the Parent and such other entities included in the Consolidated Financial Results of which we are the independent auditors regarding, among other matters, the planned scope and timing of the audit and significant audit findings including any significant deficiencies in internal control that we identify during our audit.

We also provide those charged with governance with a statement that we have complied with relevant ethical requirements regarding independence, and to communicate with them all relationships and other matters that may reasonably be thought to bear on our independence, and where applicable, related safeguards.

We also performed procedures in accordance with the circular issued by the SEBI under Regulation 33(8) of the Listing Regulations, to the extent applicable.

Other Matter

The consolidated financial results also includes the Group's share of net profit after tax of Rs. 2,502 million and Rs. 5,239 million for the quarter and half year ended September 30, 2020, respectively and total comprehensive income of Rs. 2,499 million and Rs. 5,234 million for the quarter and half year ended September 30, 2020, respectively, as considered in the Statement, in respect of one joint venture whose interim financial statement has not been audited by us. This interim financial statement has been audited by other auditor whose report has been furnished to us by the Management and our opinion on the Statement, in so far as it relates to the amounts and disclosures included in respect of this joint venture, is based solely on the report of the other auditor and the procedures performed by us as stated under Auditor's Responsibilities for the Audit of the Consolidated Financial Results section above.

Our opinion on the Statement is not modified in respect of the above matter with respect to our reliance on the work done and the report of the other auditor.

nm

For **DELOITTE HASKINS & SELLS LLP**
Chartered Accountants
(Firm's Registration No.117366W/W-100018)

Vijay Agarwal
Partner
(Membership No. 094468)
UDIN: 20094468AAAAIH2050

Place: Gurugram
Date: October 27, 2020

Annexure to Auditor's Report

List of entities:

1	Bharti Airtel Limited		
	Subsidiaries		
2	Bharti Infratel Limited	35	Bharti Airtel Niger Holdings B.V.
3	Bharti Hexacom Limited	36	Bharti Airtel Nigeria B.V.
4	Bharti Telemedia Limited	37	Bharti Airtel Nigeria Holdings II B.V.
5	Telesonic Networks Limited	38	Bharti Airtel RDC Holdings B.V.
6	Bharti Airtel Services Limited	39	Bharti Airtel Services B.V.
7	Nxtra Data Limited	40	Bharti Airtel Tanzania B.V.
8	Airtel Digital Limited (formerly known as Wynk Limited)	41	Bharti Airtel Uganda Holdings B.V.
9	Nettle Infrastructure Investments Limited	42	Bharti Airtel Zambia Holdings B.V.
10	Indo Teleports Limited	43	Airtel Mobile Commerce (Seychelles) B.V.
11	SmarTx Services Limited	44	Airtel Mobile Commerce Congo B.V.
12	Bharti Airtel Employees Welfare Trust	45	Airtel Mobile Commerce Kenya B.V.
13	Bharti Infratel Employees' Welfare Trust	46	Airtel Mobile Commerce Madagascar B.V.
14	Airtel International LLP	47	Airtel Mobile Commerce Malawi B.V.
15	Network I2I (Kenya) Limited	48	Airtel Mobile Commerce Rwanda B.V.
16	Bharti Airtel (UK) Limited	49	Airtel Mobile Commerce Tchad B.V.
17	Bharti International (Singapore) Pte. Ltd.	50	Airtel Mobile Commerce Uganda B.V.
18	Network i2i Limited	51	Airtel Mobile Commerce Zambia B.V.
19	Bharti Airtel Lanka (Private) Limited	52	Bharti Airtel Africa B.V.
20	Bharti Airtel (France) SAS	53	Celtel (Mauritius) Holdings Limited
21	Bharti Airtel (USA) Limited	54	Montana International
22	Bharti Airtel (Hong Kong) Limited	55	Channel Sea Management Company (Mauritius) Limited
23	Bharti Airtel (Japan) Private Limited	56	Société Malgache de Téléphone Cellulaire S.A.
24	Bharti Airtel International (Mauritius) Limited	57	Bharti Airtel Rwanda Holdings Limited
25	Bharti Airtel International (Netherlands) B.V.	58	Indian Ocean Telecom Limited
26	Africa Towers N.V.	59	Bharti Airtel International (Mauritius) Investments Limited
27	Airtel Mobile Commerce B.V.	60	Bharti Airtel Overseas (Mauritius) Limited
28	Airtel Mobile Commerce Holdings B.V.	61	Airtel Africa plc
29	Bharti Airtel Chad Holdings B.V.	62	Airtel Africa Mauritius Limited
30	Bharti Airtel Congo Holdings B.V.	63	Airtel Mobile Commerce Nigeria B.V.
31	Bharti Airtel Gabon Holdings B.V.	64	Airtel Networks Limited
32	Bharti Airtel Kenya B.V.	65	Airtel Uganda Limited
33	Bharti Airtel Kenya Holdings B.V.	66	Tanzania Towers Limited
34	Bharti Airtel Madagascar Holdings B.V.	67	Bharti Airtel Malawi Holdings B.V.

lws mm

68	Airtel Mobile Commerce (Nigeria) Limited	90	Airtel Mobile Commerce Tchad S.a.r.l.
69	Airtel Mobile Commerce Uganda Limited	91	Congo RDC Towers S.A.
70	Airtel Tanzania plc	92	Airtel Congo S.A.
71	Airtel Mobile Commerce (Tanzania) Limited	93	Mobile Commerce Congo S.A.
72	Airtel Money Tanzania Limited	94	Airtel Gabon S.A.
73	Airtel Networks Zambia plc	95	Airtel Money S.A.
74	Airtel Mobile Commerce Zambia Limited	96	Gabon Towers S.A. *
75	Airtel Money Transfer Limited	97	Airtel Money Niger S.A.
76	Airtel Networks Kenya Limited @	98	Celtel Niger S.A.
77	Bharti Airtel Developers Forum Limited	99	Airtel Tchad S.A.
78	Airtel Mobile Commerce (Kenya) Limited	100	Airtel Madagascar S.A.
79	Airtel Malawi plc	101	Madagascar Towers S.A.
80	Airtel Mobile Commerce Limited	102	Airtel Mobile Commerce Madagascar S.A.
81	Airtel Rwanda Limited	103	Malawi Towers Limited
82	Airtel Mobile Commerce (Rwanda) Limited	104	Airtel Mobile Commerce DRC B.V. ^
83	Airtel (Seychelles) Limited	105	Airtel Mobile Commerce Gabon B.V. ^
84	Airtel Mobile Commerce (Seychelles) Limited	106	Airtel Mobile Commerce Niger B.V. ^
85	Bharti Airtel Holding (Mauritius) Limited	107	Airtel Money Kenya Limited ^
86	Bharti Airtel Mali Holdings B.V.	108	Network i2i (UK) Limited ^
87	Airtel Congo (RDC) S.A.	109	The Airtel Africa Employee Benefit Trust ^
88	Airtel Money (RDC) S.A.	110	Airtel Money Trust
89	Partnership Investments S.a.r.l.		
	Joint Ventures & Associates		
	(Including their subsidiaries)		
111	Seychelles Cable Systems Company Limited	118	Bridge Mobile Pte Limited
112	Indus Towers Limited	119	Airtel Ghana Limited
113	FireFly Networks Limited	120	Airtel Mobile Commerce (Ghana) Limited
114	Seynse Technologies Private Limited	121	RedDot Digital Limited
115	Juggernaut Books Private Limited	122	Millicom Ghana Company Limited *
116	Airtel Payments Bank Limited	123	Bharti Airtel Ghana Holdings B.V.
117	Robi Axiata Limited		

@ The Group also holds 100% preference shareholding in these companies. The preference shares do not carry any voting rights.

* Under dissolution

UW ^ Incorporated during the half year ended September 30, 2020
ML

INDEPENDENT AUDITOR'S REPORT ON AUDIT OF INTERIM STANDALONE FINANCIAL RESULTS

TO THE BOARD OF DIRECTORS OF BHARTI AIRTEL LIMITED

Opinion

We have audited the Standalone Financial Results for the quarter and half year ended September 30, 2020 included in the accompanying "Statement of Audited Standalone Financial Results for the quarter and half year ended September 30, 2020" of **BHARTI AIRTEL LIMITED** ("the Company"), ("the Statement" / "the Standalone Financial Results"), being submitted by the Company pursuant to the requirements of Regulation 33 of the SEBI (Listing Obligations and Disclosure Requirements) Regulations, 2015, as amended ("the Listing Regulations").

In our opinion and to the best of our information and according to the explanations given to us, the Statement:

- (i) is presented in accordance with the requirements of Regulation 33 of the Listing Regulations; and
- (ii) gives a true and fair view in conformity with the recognition and measurement principles laid down in the Indian Accounting Standard 34 "Interim Financial Reporting" ("Ind AS 34"), prescribed under Section 133 of the Companies Act, 2013 ("the Act") read with relevant rules issued thereunder and other accounting principles generally accepted in India of the net loss and total comprehensive loss and other financial information of the Company for the quarter and half year ended September 30, 2020.

Basis for Opinion

We conducted our audit in accordance with the Standards on Auditing ("SAs") specified under Section 143(10) of the Act. Our responsibilities under those Standards are further described in Auditor's Responsibilities for Audit of the Standalone Financial Results section of our report. We are independent of the Company in accordance with the Code of Ethics issued by the Institute of Chartered Accountants of India ("ICAI") together with the ethical requirements that are relevant to our audit of the Standalone Financial Results under the provisions of the Act and the Rules thereunder, and we have fulfilled our other ethical responsibilities in accordance with these requirements and the ICAI's Code of Ethics. We believe that the audit evidence obtained by us is sufficient and appropriate to provide a basis for our audit opinion.

Management's Responsibilities for the Standalone Financial Results

This Statement, which includes the Standalone Financial Results is the responsibility of the Company's Board of Directors, and has been approved by them for the issuance. The Statement has been compiled from the related audited Standalone Financial Results for the quarter and year ended March 31, 2020, audited Interim Condensed Standalone Financial Statements for the quarter ended June 30, 2020 and audited Interim Condensed Standalone Financial Statements for the quarter and half year ended September 30, 2020. This responsibility includes the preparation and presentation of the Standalone Financial Results for the quarter and half year ended September 30, 2020 that give a true and fair view of the net loss and other comprehensive income and other financial information in accordance with the recognition and measurement principles laid down in Ind AS 34 prescribed under Section 133 of the Act read with relevant rules issued thereunder and other accounting principles generally accepted in India and in compliance with Regulation 33 of the Listing Regulations. This responsibility also includes maintenance of adequate accounting records in accordance with the provisions of the Act for safeguarding the assets of the

Company and for preventing and detecting frauds and other irregularities; selection and application of appropriate accounting policies; making judgments and estimates that are reasonable and prudent; and the design, implementation and maintenance of adequate internal financial controls that were operating effectively for ensuring the accuracy and completeness of the accounting records, relevant to the preparation and presentation of the Standalone Financial Results that give a true and fair view and is free from material misstatement, whether due to fraud or error.

In preparing the Standalone Financial Results, the Board of Directors are responsible for assessing the Company's ability, to continue as a going concern, disclosing, as applicable, matters related to going concern and using the going concern basis of accounting unless the Board of Directors either intends to liquidate the Company or to cease operations, or has no realistic alternative but to do so.

The Board of Directors are also responsible for overseeing the financial reporting process of the Company.

Auditor's Responsibilities for the Audit of the Standalone Financial Results

Our objectives are to obtain reasonable assurance about whether the Standalone Financial Results as a whole is free from material misstatement, whether due to fraud or error, and to issue an auditor's report that includes our opinion. Reasonable assurance is a high level of assurance, but is not a guarantee that an audit conducted in accordance with SAs will always detect a material misstatement when it exists. Misstatements can arise from fraud or error and are considered material if, individually or in the aggregate, they could reasonably be expected to influence the economic decisions of users taken on the basis of this Standalone Financial Results.

As part of an audit in accordance with SAs, we exercise professional judgment and maintain professional skepticism throughout the audit. We also:

- Identify and assess the risks of material misstatement of the Standalone Financial Results, whether due to fraud or error, design and perform audit procedures responsive to those risks, and obtain audit evidence that is sufficient and appropriate to provide a basis for our opinion. The risk of not detecting a material misstatement resulting from fraud is higher than for one resulting from error, as fraud may involve collusion, forgery, intentional omissions, misrepresentations, or the override of internal control.
- Obtain an understanding of internal financial controls relevant to the audit in order to design audit procedures that are appropriate in the circumstances, but not for the purpose of expressing an opinion on the effectiveness of such controls.
- Evaluate the appropriateness of accounting policies used and the reasonableness of accounting estimates made by the Board of Directors.
- Evaluate the appropriateness and reasonableness of disclosures made by the Board of Directors in terms of the requirements specified under Regulation 33 of the Listing Regulations.
- Conclude on the appropriateness of the Board of Directors' use of the going concern basis of accounting and, based on the audit evidence obtained, whether a material uncertainty exists related to events or conditions that may cast significant doubt on the ability of the Company to continue as a going concern. If we conclude that a material uncertainty exists, we are required to draw attention in our auditor's report to the related disclosures in the Statement or, if such disclosures are inadequate, to modify our opinion. Our conclusions are based on the audit evidence obtained up to the date of our auditor's report. However, future events or conditions may cause the Company to cease to continue as a going concern.
- Evaluate the overall presentation, structure and content of the Standalone Financial Results, including the disclosures, and whether the Standalone Financial Results represent the underlying transactions and events in a manner that achieves fair presentation.
- Obtain sufficient appropriate audit evidence regarding the Standalone Financial Results of the Company to express an opinion on the Standalone Financial Results.

Charm

Deloitte Haskins & Sells LLP

Materiality is the magnitude of misstatements in the Standalone Financial Results that, individually or in aggregate, makes it probable that the economic decisions of a reasonably knowledgeable user of the Standalone Financial Results may be influenced. We consider quantitative materiality and qualitative factors in (i) planning the scope of our audit work and in evaluating the results of our work; and (ii) to evaluate the effect of any identified misstatements in the Standalone Financial Results.

We communicate with those charged with governance regarding, among other matters, the planned scope and timing of the audit and significant audit findings including any significant deficiencies in internal control that we identify during our audit.

We also provide those charged with governance with a statement that we have complied with relevant ethical requirements regarding independence, and to communicate with them all relationships and other matters that may reasonably be thought to bear on our independence, and where applicable, related safeguards.

ml

For **DELOITTE HASKINS & SELLS LLP**
Chartered Accountants
(Firm's Registration No.117366W/W-100018)



Vijay Agarwal
Partner
(Membership No. 094468)
UDIN: 20094468AAAAIJ6865

Place: Gurugram
Date: October 27, 2020