



BIBCOL

Bharat Immunologicals & Biologicals Corporation Limited

CIN – L24232UP1989GOI010542 (A Govt. of India Undertaking)

Regd. Office: Vill. Chola, Bulandshahr(UP)-Pin 203203

Phone 9458096110, Tele Fax -05732 238757

Email – sklalacs@yahoo.co.in Website- www.bibcol.com

No.BIB/CS/SE/LR-Q2/2018-19

Dated: 12.11.2018

To
The Listing Agreement
Bombay Stock Exchange
Phiroze Jeejeebhoy Towers,
25, Dalal Street,
Mumbai – 400 001.

Ref: Submission of Limited Review Report of the Quarterly Unaudited financial Results for the quarter ended September 2018 under Regulation 33(3)(C) of LODR

Sir,


In pursuance of Regulation 33(3) (C) of the LODR with Stock Exchange, please find enclosed the Limited Review Report along with the financial results for the Quarter ended 30th September 2018.

It is requested to kindly take the above on record please.

Thanking you,

Yours truly,




(Sandip Kumar Lal)
Company Secretary

SUNNY CHHABRA & CO.

COST ACCOUNTANTS

606 Yantra, Paramount Symphony, Crossing Republic, Ghaziabad – 201016. Ph. 9718251456

LIMITED REVIEW REPORT

To

The Board of Directors

M/s Bharat Immunologicals & Biologicals Corporation Limited

We have reviewed the accompanying statement of unaudited financial results of **M/s BHARAT IMMUNOLOGICALS & BIOLOGICALS CORPORATION LIMITED** ("the Company") for the period ended September 30th 2018 being submitted by the Company pursuant to the requirements of Regulation 33 of SEBI Circular CIR/CFD/FAC/62/2016 dated July 05, 2016. This statement is the responsibility of the Company's Management and has been approved and prepared by the Board of Directors and in accordance with Indian Accounting Standard (IND-AS) prescribed under section 133 of Companies Act and read with relevant rules issued thereunder and other accounting principles generally accepted in India. Our responsibility is to issue a report on these financial statements based on our review.


We conducted our review in accordance with the Standard on Review Engagement (SRE) 2410, "**Review of Interim Financial Information performed by Independent Auditor of the Entity**" issued by the Institute of Chartered Accountants of India (ICAI). This standard requires that we plan and perform the review to obtain moderate assurance as to whether the financial statements are free of material misstatement. A review is limited primarily to inquiries of company personnel and analytical procedures applied to financial data and thus provides less assurance than an audit. We have not performed an audit and accordingly, we do not express an audit opinion.

Based on our review conducted as above, nothing has come to our attention that causes us to believe that the accompanying statement of unaudited financial results prepared in accordance with Indian accounting standards as per section 133 of Companies Act, 2013 read with relevant rules issued thereunder other recognized accounting practices & policies generally accepted in India, has not disclosed the information required to be disclosed in terms of regulation 33 of SEBI (Listing Obligation & Disclosure Requirements) Regulation, 2015 and SEBI Circular CIR/CFD/FAC/62/2016 dated July 05, 2016 including the manner in which it is to be disclosed, or that it contains any material misstatement.

FOR SUNNY CHHABRA & CO.

Date : 31-10-2018


Place : Ghaziabad

(Cost Accountants)

(PARTNER)
CMA SUNNY CHHABRA
M.No. 32469

PART I
UNAUDITED FINANCIAL RESULTS (PROVISIONAL) FOR THE QUARTER AND SIX MONTHS ENDED
30.09.2018 (Rs. In Lakhs)

	Particulars	3 months ended 30/09/2018	Preceding 3 months ended 30/06/2018	Corresponding 3 months ended in the previous year 30/09/2017	Year to date figures for current period ended 30/09/2018	Previous year ended 31/03/2018
	(Refer Notes Below)	(Unaudited)	(Unaudited)	(Audited)	(Unaudited)	(Audited)
1	Income from operations	467.22	8.67	530.51	475.89	3,479.88
	Other income	10.36	33.95	27.02	44.31	139.37
	Total Revenue (1)	477.58	42.62	557.53	520.20	3,619.25
2	Expenses					
	(a) Cost of materials consumed	1,052.39	748.51	15.31	1,800.90	2,697.49
	(b) Purchases of stock-in-trade	-	-	-	-	-
	(c) Changes in inventories of finished goods, work-in-progress and stock-in-trade	(666.51)	(979.85)	433.90	(1,646.36)	(0.04)
	(d) Employee benefits expense	230.43	221.96	224.22	452.39	1,030.68
	(e) Finance costs	9.01	3.62	2.51	12.63	72.68
	(f) Depreciation and amortization expense	10.34	10.34	14.39	20.68	41.36
	(g) Other expenses	212.03	162.27	94.02	374.30	572.98
	Total Expenses (2)	847.69	166.85	784.35	1,014.54	4,415.15
3	Profit/(Loss) before finance cost and exceptional items (1-2)	(370.11)	(124.23)	(226.82)	(494.34)	(795.90)
4	Tax expense					
	(a) Current Tax	-	-	-	-	-
	(b) Deferred tax	(119.45)	(41.59)	12.11	(161.04)	(369.70)
5	Profit/(Loss) for the period from continuing operations (3-4)	(250.66)	(82.64)	(238.93)	(374.89)	(426.20)
6	Other Comprehensive Incomes, net of income tax	-	-	-	-	(0.52)
7	Total Comprehensive Income for the Period (6-7) comprising Profit/(Loss) and other Comprehensive Income for the Period	(250.66)	(82.64)	(238.93)	-333.30	(425.68)
8	Paid-up equity share capital (Face Value Rs.10)	4,318.00	4,318.00	4,318.00	4,318.00	4,318.00
9	Earnings per share (of Rs. ___/- each) (not annualised):					
	(a) Basic	(0.58)	(0.19)	(0.55)	(0.87)	(0.99)
	(b) Diluted	(0.58)	(0.19)	(0.55)	(0.87)	(0.99)

See accompanying note to the financial results




* Applicable in the case of consolidated results.

Note: The classification/disclosure of items in the financial results shall be in accordance with the Schedule III. Further to the above, profit/loss from discontinuing operations, if any, included in the above shall be disclosed with details thereof.

PART II

Select Information for the Period Ended 30/09/2018

	Particulars	3 months ended 30/09/2018	Preceding 3 months ended 30/06/2018	Corresponding 3 months ended in the previous year 30/09/2017	Year to date figures for current period ended 30/09/2018	Previous year ended 31/03/2018
A1	PARTICULARS OF SHAREHOLDING					
	Public shareholding					
	- Number of shares	175,94,000	175,94,000	175,94,000	175,94,000	175,94,000
	- Percentage of shareholding	40.75	40.75	40.75	40.75	40.75
2	Promoters and Promoter Group Shareholding					
	(a) Pledged Encumbered					
	- Number of shares	-	-	-	-	-
	- Percentage of shares (as a % of the total shareholding of promoter and promoter group)	-	-	-	-	-
	- Percentage of shares (as a % of the total share capital of the company)	-	-	-	-	-
	(b) Non - encumbered					
	- Number of shares	255,86,000	255,86,000	255,86,000	255,86,000	255,86,000
	- Percentage of shares (as a % of the total shareholding of the Promoter and Promoter group)	100.00	100.00	100.00	100.00	100.00
	- Percentage of shares (as a % of the total share capital of the company)	59.25	59.25	59.25	59.25	59.25
B	Particulars	3 months ended (30/09/2018)				
	INVESTOR COMPLAINTS					
	Pending at the beginning of the quarter.	0				
	Received during the quarter.	2				
	Disposed of during the quarter.	2				
	Remaining unresolved at the end of the quarter.	0				




SEGMENT REPORTING

	Particulars	3 months ended 30/09/2018	Preceding 3 months ended 30/06/2018	Corresponding 3 months ended in the previous year 30/09/2017	Year to date figures for current period ended 30/09/2018	Previous year ended 31/03/2018
1	SEGMENT REVENUE					
	Oral Polio Vaccine	467.14	0.00	529.44	467.14	3,477.07
	Zinc Dispersible Tablets	0.00	8.67	1.07	8.67	2.81
	Bib Sweets Tablets	0.08	-	1.07	0.08	-
	Less : Inter Segment Revenue	-	-	-	-	-
	Net Sales/Income from Operations	467.22	8.67	531.58	475.89	3,479.88
2	SEGMENT RESULTS (Profit Before Tax)					
	Oral Polio Vaccine	(366.48)	(124.30)	(224.14)	(490.78)	(412.84)
	Zinc Dispersible Tablets	(3.66)	0.07	(2.68)	(3.59)	(12.83)
	Bib Sweets Tablets	0.03	-	-	-	-
	Less : Other un allocable expenditure net off un allocable income	-	-	-	-	-
	Total Profit Before Tax	(370.11)	(124.23)	(226.82)	(494.37)	(425.67)
3	CAPITAL EMPLOYED (Segment Assets less Liabilities)					
	Oral Polio Vaccine	3,468.41	3,879.24	3,953.64	3,834.89	3,959.19
	Zinc Dispersible Tablets	-213.28	(209.48)	(203.08)	-209.62	-209.69
	Bib Sweets Tablets	0.03	-	-	-	-
	Others	-	-	-	-	-
	Total Capital Employed	3,255.16	3,669.76	3,750.56	3,625.27	3,749.50

NOTES :-

- The above Un-Audited results for the Quarter ended 30th September, 2018 have been reviewed by the Audit Committee and were taken on record by the Board of Directors in their respective meetings held on 31st October, 2018.
- This statement has been prepared in accordance with the Companies (Indian Accounting Standards) Rule 2015 (Ind AS), prescribed under Section 133 of the Companies Act, 2013, and other recognised accounting practices and policies to the extent applicable. Beginning 1 April 2018, the Company has for the first time adoption Ind AS with a transaction date of 1 April 2016.
- The format for unaudited quarterly results as prescribed in SEBI's Circular CIR/CFD/CMD/15/2015 dated November 30, 2015 has been modified to comply with requirements of SEBI's Circular dated July 5, 2016, Ind AS and Schedule III (Division II) to the Companies Act, 2013 applicable to companies that are required to comply with Ind AS.




- 4 Segment information as per Ind AS 106 has been given above as Segment Reporting. The Company is currently engaged in production of Oral Polio Vaccine, Zinc Dispersible Tablets and Sugar free Sweetener tablet.
- 5 The Ind As complaint corresponding figures in the previous year have not been subjected to review / audited. However, the company's management has exercised necessary due diligence to ensure that such financial results provide a true and fair view of its affairs.
- 6 The reconciliation of net profit or loss reported in accordance with Indian GAAP to total comprehensive income in accordance with Ind AS as given below:

Description	Corresponding 3 months ended in the previous year 30/09/2017
Net Profit or loss as per previous Indian GAAP	(238.93)
Change due to implementation of Ind AS	0.00
Net Profit / Loss as per Ind As	(238.93)

- 7 Previous year/quarter figures have been regrouped/re-arranged wherever necessary, to make it comparable.

(Chandra Prakash Goyal)
Managing Director

Place: New Delhi
Date: 31.10.2018



Unaudited Balance Sheet as at 30 September 2018

(Rs. in lacs)

Standalone Statement of the Assets and Liabilities		As at 30.09.2018 Unaudited	As at 31.03.2018 Audited
Particulars			
A	ASSETS		
1	Non-current assets		
	(a) Property, plant and equipment	471.48	495.25
	(b) Capital work-in-progress	21.93	21.93
	(b) Goodwill on consolidation	0.00	0.00
	(c) Financial assets		
	(i) Investments	0.00	0.00
	(ii) Loans and advances		0.00
	(d) Deferred tax assets (net)	954.33	793.29
	(d) Other non current assets	62.47	48.14
	Sub total - Non Current Assets	1510.21	1358.61
2	Current assets		
	(a) Inventories	1666.85	172.17
	(b) Financial assets		
	(i) Trade receivables	801.11	1594.45
	(ii) Cash and cash equivalents	1828.47	2087.86
	(iii) Loan and advances	85.60	73.90
	(c) Other current assets	150.66	53.30
	Sub total - Current Assets	4532.69	3981.68
	TOTAL -ASSETS	6042.90	5340.29
B	EQUITY AND LIABILITIES		
1	Shareholder's funds		
	(a) Share Capital	4318.00	4318.00
	(b) Reserve and surplus	901.81	568.51
	(c) Money received against share warrants		
	Sub total -Shareholders' funds	3416.19	3749.49
2	Share application money pending allotment	-	-
3	Minority Interest	-	-
	Liabilities		
2	Non-current liabilities		
	(a) Financial liabilities		
	(i) Borrowings	-	-
	(b) Deferred tax liabilities (net)	0.00	0.00
	(c) Other non-current liabilities	92.40	338.27
	Sub-total Non-Current Liabilities	92.40	338.27
3	Current liabilities		
	(a) Financial liabilities		
	(i) Borrowings	0.00	0.00
	(ii) Trade payables	1157.10	41.80
	(c) Other current liabilities	1304.14	1137.66
	(d) Provisions	73.07	73.07
	Sub-total-Current Liabilities	2534.31	1252.53
	TOTAL-EQUITY AND LIABILITIES	6042.90	5340.29

