

निवेशक संबंध विभाग  
प्रधान कार्यालय :  
स्टार हाउस, सी-5, "जी" ब्लॉक,  
8वीं मंजिल,  
बान्द्रा कुर्ला संकुल,  
बान्द्रा (पूर्व),  
मुंबई - 400 051  
दूरध्वनि : (022)- 6668 4490  
फैक्स : (022)- 6668 4491  
ईमेल: headoffice.share@bankofindia.co.in



INVESTOR RELATIONS CELL  
HEAD OFFICE :  
Star House, C-5, "G" Block,  
8th Floor (East Wing),  
Bandra- Kurla Complex,  
Bandra (East)  
Mumbai - 400 051  
Phone : (022)- 6668 4490  
Fax : (022)- 6668 4491  
E-Mail : headoffice.share@bankofindia.co.in

संदर्भ क्र. Ref. No.:HO:IRC:NK:2019-20:567

दिनांक Date: 31.01.2020

Script Code: BANKINDIA	Script Code: 532149
The Vice President – Listing Department, National Stock Exchange of India Ltd., Exchange Plaza, Bandra Kurla Complex, Bandra East, Mumbai 400 051.	The Vice-President – Listing Department, BSE Ltd., 25, P.J. Towers, Dalal Street, Mumbai 400 001.

प्रिय महोदय/महोदया Dear Sir / Madam,

Re: **Unaudited (Reviewed) Financial Results for  
Quarter ended 31<sup>st</sup> December, 2019  
Submission of Limited Review Report**

Further to our letter No.HO:IRC:NK:2019-20:553 dated 23.01.2020 and pursuant to the provision of Regulation 33 and other applicable provisions of SEBI (Listing Obligations & Disclosure Requirements) Regulations, 2015, we advise as under:

The Board of Directors of Bank of India at its meeting held today considered and approved the Unaudited (Reviewed) Standalone and Consolidated Financial Results of the Bank, for the quarter ended 31<sup>st</sup> December, 2019. We enclose a copy of the Unaudited (Reviewed) Standalone, Consolidated Financial Results and Limited Review Report for uploading on your website.

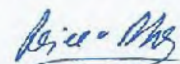
The meeting of the Board of Directors concluded at 11.45 Hrs.

This information is also available on Bank's website i.e. www.bankofindia.co.in under 'Investor Corner'.

धन्यवाद / Thanking you.

भवदीय Yours faithfully,



  
(राजीव भाटिया Rajeev Bhatia)  
कंपनी सचिव Company Secretary

Encl.: As above



# Bank of India

Relationship beyond banking

Head Office : Star House, C - 5, 'G' Block, Bandra-Kurla Complex, Bandra (East), Mumbai - 400 051

## Reviewed Financial Results for the Nine Months ended December 31, 2019

₹ in Lakh

Sr. No.	Particulars	Standalone						Consolidated					
		Quarter ended			Nine Month ended		Year Ended	Quarter ended			Nine Month ended		Year Ended
		Reviewed	Reviewed	Reviewed	Reviewed	Reviewed	Audited	Reviewed	Reviewed	Unaudited	Reviewed	Unaudited	Audited
		31.12.2019	30.09.2019	31.12.2018	31.12.2019	31.12.2018	31.03.2019	31.12.2019	30.09.2019	31.12.2018	31.12.2019	31.12.2018	31.03.2019
1	Interest earned (a)+(b)-(c)+(d)	10,83,492	10,65,814	10,17,101	31,82,524	29,95,369	40,76,781	10,89,819	10,71,529	10,23,006	32,00,559	30,13,452	41,00,482
	(a) Interest/discount on advances/bills	7,33,132	7,34,194	6,95,289	21,59,742	20,16,105	27,25,035	7,37,909	7,38,080	6,99,344	21,72,628	20,28,224	27,41,499
	(b) Income on Investments	2,71,352	2,58,849	2,42,878	7,93,368	7,31,041	9,97,289	2,72,747	2,60,027	2,43,949	7,97,160	7,34,795	10,01,814
	(c) Interest on balances with RBI and other inter bank funds	59,486	64,871	70,306	1,94,598	2,10,287	2,83,766	59,636	65,522	71,085	1,95,560	2,12,497	2,86,477
	(d) Others	19,522	7,900	8,628	34,816	37,936	70,691	19,527	7,900	8,628	34,821	37,936	70,692
2	Other Income	2,50,317	1,32,736	1,53,083	5,02,531	3,17,942	4,65,889	2,53,234	1,34,726	1,56,110	5,10,060	3,27,396	4,79,091
3	TOTAL INCOME (1 + 2)	13,33,809	11,98,550	11,70,184	36,85,055	33,13,310	45,42,670	13,43,053	12,06,255	11,79,116	37,10,629	33,40,848	45,79,573
4	Interest expended	6,71,689	6,79,768	6,83,883	20,36,132	20,34,042	27,11,014	6,74,411	6,81,784	6,86,215	20,43,357	20,41,574	27,20,712
5	Operating expenses (e) + (f)	2,48,632	2,72,798	2,59,019	7,62,315	7,00,366	10,22,435	2,52,809	2,76,314	2,63,172	7,74,657	7,13,318	10,39,392
	(e) Employees cost	1,45,433	1,60,670	1,50,741	4,46,851	3,98,716	6,02,104	1,46,963	1,62,090	1,52,314	4,51,072	4,03,208	6,06,182
	(f) Other operating expenses (All items exceeding 10% of the total expenditure excluding interest expenditure may be shown separately)	1,03,199	1,12,128	1,08,278	3,15,464	3,01,650	4,20,331	1,05,846	1,14,224	1,10,858	3,23,585	3,10,110	4,31,210
6	TOTAL EXPENSES (4)+(5) (excluding Provisions and Contingencies)	9,20,321	9,52,566	9,42,902	27,98,447	27,34,408	37,33,449	9,27,220	9,58,098	9,49,388	28,18,014	27,54,893	37,60,104
7	OPERATING PROFIT (3)-(6) (Profit before Provisions and Contingencies)	4,13,488	2,45,984	2,27,282	8,86,608	5,78,902	8,09,221	4,15,833	2,48,157	2,29,728	8,92,615	5,85,956	8,19,469
8	Provisions (other than tax) and Contingencies	4,01,520	2,05,227	9,00,072	7,97,945	14,90,818	16,80,562	4,02,803	2,06,000	9,02,365	8,01,075	14,93,899	16,85,311
	of which provision for Non-performing Assets	3,77,372	1,43,209	9,17,948	7,09,909	14,26,675	15,76,965	3,77,937	1,45,147	9,20,155	7,11,741	14,29,640	15,81,514
9	Exceptional items	-	-	-	-	-	-	-	-	-	-	-	-
10	Profit/Loss (-) from Ordinary Activities before tax (7)-(8)-(9)	11,968	40,757	(6,72,790)	88,663	(9,11,916)	(8,71,341)	13,030	42,157	(6,72,637)	91,540	(9,07,943)	(8,65,842)
11	Tax Expense	1,416	14,120	(1,99,034)	27,211	(3,32,047)	(3,16,651)	1,466	14,316	(1,99,484)	27,555	(3,31,733)	(3,16,100)
12	Net Profit/Loss (-) from Ordinary Activities after tax (7)-(8)-(11)	10,552	26,637	(4,73,756)	61,452	(5,79,869)	(5,54,690)	11,564	27,841	(4,73,153)	63,985	(5,76,211)	(5,49,742)
	Less : Minority Interest	-	-	-	-	-	-	11	(40)	(211)	(4)	(85)	48
	Add : Share of earnings in Associates	-	-	-	-	-	-	2,267	(2,150)	8,070	(9,028)	11,771	7,133
13	Extraordinary items (net of tax expense)	-	-	-	-	-	-	-	-	-	-	-	-
14	Net Profit/(-)/Loss(-) for the period	10,552	26,637	(4,73,756)	61,452	(5,79,869)	(5,54,690)	13,820	25,731	(4,64,871)	54,961	(5,64,404)	(5,42,657)
15	Paid-up equity share capital (Face value ₹ 10/-)	3,27,766	3,27,766	1,74,372	3,27,766	1,74,372	2,76,003	3,27,766	3,27,766	1,74,372	3,27,766	1,74,372	2,76,003
16	Reserves excluding Revaluation Reserves	-	-	-	-	-	32,64,779	-	-	-	-	-	33,92,960





Sr. No.	Particulars	Standalone						Consolidated					
		Quarter ended			Nine Month ended		Year Ended	Quarter ended			Nine Month ended		Year Ended
		Reviewed	Reviewed	Reviewed	Reviewed	Reviewed	Audited	Reviewed	Reviewed	Unaudited	Reviewed	Unaudited	Audited
		31.12.2019	30.09.2019	31.12.2018	31.12.2019	31.12.2018	31.03.2019	31.12.2019	30.09.2019	31.12.2018	31.12.2019	31.12.2018	31.03.2019
17	Analytical Ratios												
	(i) Percentage of shares held by Government of India	89.10%	89.10%	83.09%	89.10%	83.09%	87.05%	89.10%	89.10%	83.09%	89.10%	83.09%	87.05%
	(ii) Capital Adequacy Ratio (Basel III)	14.20%	14.09%	12.47%	14.20%	12.47%	14.19%	14.87%	14.76%	13.16%	14.87%	13.16%	14.86%
	(a) CET 1 Ratio	11.14%	11.00%	9.10%	11.14%	9.10%	11.01%	11.84%	11.70%	9.84%	11.84%	9.84%	11.71%
	(b) Additional Tier 1 Ratio	0.03%	0.06%	0.14%	0.03%	0.14%	0.06%	0.03%	0.06%	0.13%	0.03%	0.13%	0.06%
	(iii) Earnings per Share (EPS)												
	a) Basic and diluted EPS before Extraordinary items (net of tax expenses) for the period, for the year to date and for the previous year (Not to be annualised) (₹)	0.32	0.81	(27.18)	1.90	(33.27)	(29.79)	0.42	0.79	(26.67)	1.70	(32.38)	(29.14)
	b) Basic and diluted EPS after Extraordinary items for the period, for the year to date and for the previous year (Not to be annualised) (₹)	0.32	0.81	(27.18)	1.90	(33.27)	(29.79)	0.42	0.79	(26.67)	1.70	(32.38)	(29.14)
	NPA Ratios												
	(iv) (a) Amount of gross non-performing assets	61,73,054	61,47,560	60,79,755	61,73,054	60,79,755	60,66,112						60,73,957
	(b) Amount of net non-performing assets	20,11,334	19,64,583	19,43,735	20,11,334	19,43,735	19,11,895						19,16,972
	(c) Percentage of gross NPAs (%)	16.30	16.31	16.31	16.30	16.31	15.84						15.78
	(d) Percentage of net NPAs (%)	5.97	5.87	5.87	5.97	5.87	5.61						5.59
	(v) Return on Assets (Annualised) (%)	0.06	0.16	(2.85)	0.12	(1.17)	(0.84)						(0.87)

#### Segment Information

##### Part A: Business Segments

₹ in Lakh

Sr. No.	Particulars	Standalone						Consolidated					
		Quarter ended		Nine Months Ended		Year Ended	Quarter ended			Nine Months ended		Year Ended	
		Reviewed	Reviewed	Reviewed	Reviewed	Reviewed	Audited	Reviewed	Reviewed	Reviewed	Reviewed	Reviewed	Audited
		31.12.2019	30.09.2019	31.12.2018	31.12.2019	31.12.2018	31.03.2019	31.12.2019	30.09.2019	31.12.2018	31.12.2019	31.12.2018	31.03.2019
1	Segment Revenue												
	a) Treasury Operations	3,76,800	3,75,582	3,50,946	11,33,562	9,74,264	13,61,187	3,76,348	3,75,488	3,50,946	11,32,718	9,74,264	13,60,551
	b) Wholesale Banking Operations	5,78,687	4,17,756	3,88,985	14,12,831	11,48,402	15,31,933	5,78,687	4,17,756	3,88,984	14,12,831	11,48,402	15,31,933
	c) Retail Banking Operations	3,67,861	4,07,440	4,28,589	11,35,039	11,95,539	16,39,320	3,75,567	4,13,581	4,35,047	11,55,672	12,14,991	16,66,094
	d) Unallocated	12,446	291	7,660	12,737	17,771	36,615	14,435	1,949	10,135	18,522	25,857	47,380
	T o t a l	13,35,794	12,01,069	11,76,180	36,94,169	33,35,976	45,69,055	13,45,037	12,08,774	11,85,112	37,19,743	33,63,514	46,05,953
	Less : Inter Segment Revenue	1,985	2,519	5,996	9,114	22,666	26,385	1,984	2,519	5,996	9,114	22,666	26,385
	Net Segment Revenue (Income)	13,33,809	11,98,550	11,70,184	36,85,055	33,13,310	45,42,670	13,43,053	12,06,255	11,79,116	37,10,629	33,40,848	45,79,573
2	Segment Results- Profit (+)/ Loss (-) before tax												
	a) Treasury Operations	93,892	87,298	74,615	2,77,954	68,886	1,79,702	95,707	85,055	82,685	2,68,082	80,657	1,86,199
	b) Wholesale Banking Operations	45,251	(59,709)	(2,03,426)	(2,41,951)	(5,96,221)	(10,46,220)	45,251	(59,709)	(2,03,426)	(2,41,951)	(5,96,221)	(10,46,220)
	c) Retail Banking Operations	(1,09,772)	44,086	(5,13,681)	1,25,211	(3,04,354)	93,105	(1,09,057)	44,849	(5,14,447)	1,27,506	(3,02,729)	95,300
	d) Unallocated	(17,403)	(30,918)	(30,298)	(72,551)	(80,227)	(97,928)	(16,615)	(30,148)	(29,167)	(71,121)	(77,843)	(94,036)
	T o t a l	11,968	40,757	(6,72,790)	88,663	(9,11,916)	(8,71,341)	15,285	40,047	(6,64,355)	82,516	(8,96,136)	(8,58,757)
	Less : i) Other Un-allocable expenditure												
	ii) Un-allocable income												
	Total Profit Before Tax	11,968	40,757	(6,72,790)	88,663	(9,11,916)	(8,71,341)	15,285	40,047	(6,64,355)	82,516	(8,96,136)	(8,58,757)
	Tax Expense	1,416	14,120	(1,99,034)	27,211	(3,32,047)	(3,16,651)	1,466	14,316	(1,99,485)	27,555	(3,31,733)	(3,16,100)
	Net Profit after Tax	10,552	26,637	(4,73,756)	61,452	(5,79,869)	(5,54,690)	13,820	25,731	(4,64,870)	54,961	(5,64,403)	(5,42,657)



R



Sr. No.	Particulars	Standalone						Consolidated					
		Quarter ended			Nine Months Ended		Year Ended	Quarter ended			Nine Months ended		Year Ended
		Reviewed	Reviewed	Reviewed	Reviewed	Reviewed	Audited	Reviewed	Reviewed	Reviewed	Reviewed	Reviewed	Audited
		31.12.2019	30.09.2019	31.12.2018	31.12.2019	31.12.2018	31.03.2019	31.12.2019	30.09.2019	31.12.2018	31.12.2019	31.12.2018	31.03.2019
3	Segment Assets												
	a) Treasury Operations	2,42,00,738	2,37,81,064	2,40,39,959	2,42,00,738	2,40,39,959	2,39,48,492	2,43,25,433	2,39,03,492	2,41,73,644	2,43,25,433	2,41,73,644	2,40,77,539
	b) Wholesale Banking Operations	2,08,82,717	2,02,62,315	2,05,42,051	2,08,82,717	2,05,42,051	2,14,17,560	2,08,82,717	2,02,62,315	2,05,42,051	2,08,82,717	2,05,42,051	2,14,17,560
	c) Retail Banking Operations	1,54,10,799	1,55,05,922	1,43,87,113	1,54,10,799	1,43,87,113	1,46,37,077	1,56,44,843	1,57,14,086	1,45,83,275	1,56,44,843	1,45,83,275	1,48,30,776
	d) Unallocated	25,10,183	24,64,181	21,82,669	25,10,183	21,82,669	25,19,155	27,81,237	27,22,717	24,09,719	27,81,237	24,09,719	27,82,516
	Total	6,30,04,437	6,20,13,482	6,11,51,792	6,30,04,437	6,11,51,792	6,25,22,284	6,36,34,230	6,26,02,610	6,17,08,689	6,36,34,230	6,17,08,689	6,30,88,391
4	Segment Liabilities												
	a) Treasury Operations	2,30,70,441	2,26,51,651	2,30,90,258	2,30,70,441	2,30,90,258	2,29,09,329	2,30,70,441	2,26,51,651	2,30,90,258	2,30,70,441	2,30,90,258	2,29,09,329
	b) Wholesale Banking Operations	2,26,84,687	2,22,28,358	2,21,24,072	2,26,84,687	2,21,24,072	2,30,50,049	2,26,84,687	2,22,28,358	2,21,24,072	2,26,84,687	2,21,24,072	2,30,50,049
	c) Retail Banking Operations	1,19,90,657	1,19,04,744	1,14,93,704	1,19,90,657	1,14,93,704	1,14,95,068	1,22,23,048	1,21,16,994	1,16,95,050	1,22,23,048	1,16,95,050	1,16,94,154
	d) Unallocated	5,33,545	5,29,722	4,32,373	5,33,545	4,32,373	4,35,923	7,94,182	7,78,224	6,51,028	7,94,182	6,51,028	6,69,664
	Total	5,82,79,330	5,73,14,475	5,71,40,406	5,82,79,330	5,71,40,406	5,78,90,369	5,87,72,358	5,77,75,227	5,75,60,408	5,87,72,358	5,75,60,408	5,83,23,196
5	Capital Employed												
	(Segment Assets - Segment Liabilities)												
	a) Treasury Operations	11,30,297	11,29,413	9,49,701	11,30,297	9,49,701	10,39,163	12,54,992	12,51,841	10,83,386	12,54,992	10,83,386	11,68,210
	b) Wholesale Banking Operations	(18,01,970)	(19,66,043)	(15,82,021)	(18,01,970)	(15,82,021)	(16,32,489)	(18,01,970)	(19,66,043)	(15,82,021)	(18,01,970)	(15,82,021)	(16,32,489)
	c) Retail Banking Operations	34,20,142	36,01,178	28,93,409	34,20,142	28,93,409	31,42,009	34,21,795	35,97,092	28,88,225	34,21,795	28,88,225	31,36,622
	d) Unallocated	19,76,638	19,34,159	17,50,297	19,76,638	17,50,297	20,83,232	19,67,035	19,44,493	17,58,691	19,87,055	17,58,691	20,92,852
	Total	47,25,107	46,99,007	40,11,387	47,25,107	40,11,387	46,51,915	48,61,872	48,27,383	41,48,281	48,61,872	41,48,281	47,65,195

#### Part B: Geographical Segments

	Particulars	Standalone						Consolidated					
		Quarter ended			Nine Months ended		Year Ended	Quarter ended			Nine Months ended		Year Ended
		Reviewed	Reviewed	Reviewed	Reviewed	Reviewed	Audited	Reviewed	Reviewed	Reviewed	Reviewed	Reviewed	Audited
		31.12.2019	30.09.2019	31.12.2018	31.12.2019	31.12.2018	31.03.2019	31.12.2019	30.09.2019	31.12.2018	31.12.2019	31.12.2018	31.03.2019
I	Revenue												
	a) Domestic	12,40,287	10,82,754	10,44,815	33,60,081	29,37,779	40,56,376	12,42,272	10,84,835	10,47,162	33,65,471	29,45,571	40,46,406
	b) International	93,522	1,15,796	1,25,369	3,24,974	3,75,531	5,05,294	1,00,781	1,21,420	1,31,954	3,45,156	3,95,277	5,33,167
	Total	13,33,809	11,98,550	11,70,184	36,85,055	33,13,310	45,62,670	13,43,053	12,06,255	11,79,116	37,10,627	33,40,848	45,79,573
II	Assets												
	a) Domestic	5,37,22,652	5,20,08,486	4,91,18,813	5,37,22,652	4,91,18,813	5,09,62,078	5,11,07,238	5,23,78,547	4,94,69,964	5,41,07,238	4,94,69,964	5,13,24,723
	b) International	92,81,785	1,00,04,996	1,20,32,979	92,81,785	1,20,32,979	1,15,60,206	95,26,992	1,02,23,763	1,22,38,725	95,26,992	1,22,38,725	1,17,63,668
	Total	6,30,04,437	6,20,13,482	6,11,51,792	6,30,04,437	6,11,51,792	6,25,22,284	6,36,34,230	6,26,02,610	6,17,08,689	6,36,34,230	6,17,08,689	6,30,88,391

Note: There are no significant Other Banking Operations carried on by the Bank.

#### Allocations of costs:

- Expenses directly attributable to particular segment are allocated to the relative segment.
- Expenses not directly attributable to a specific segment are allocated in proportion to number of employees/business managed.





## Summarised Audited Balance Sheet

₹ in Lakh

Particulars	Standalone			Consolidated		
	31.12.2019	31.03.2019	31.12.2018	31.12.2019	31.03.2019	31.12.2018
<b>CAPITAL AND LIABILITIES</b>						
Capital	3,27,766	2,76,003	1,74,372	3,27,766	2,76,003	1,74,372
Reserves and Surplus	43,97,341	38,92,112	28,28,413	45,34,106	40,25,392	29,65,309
Share application Money pending for allotment	-	4,63,800	10,08,600	-	4,63,800	10,08,600
Minority Interest	-	-	-	17,043	16,215	16,188
Deposits	5,22,13,836	5,20,86,235	5,15,12,831	5,24,18,155	5,22,55,496	5,16,90,378
Borrowings	45,09,579	44,24,117	41,82,248	45,09,579	44,26,519	41,82,880
Other Liabilities and provisions	15,55,915	13,80,017	14,45,328	18,27,581	16,24,966	16,70,962
<b>TOTAL</b>	<b>6,30,04,437</b>	<b>6,25,22,284</b>	<b>6,11,51,792</b>	<b>6,36,34,230</b>	<b>6,30,88,391</b>	<b>6,17,08,689</b>
<b>ASSETS</b>						
Cash and balances with Reserve Bank of India	32,13,279	29,23,656	25,77,441	32,38,899	29,32,209	25,84,556
Balances with bank and Money at call and short notice	63,38,409	65,57,492	71,37,499	63,38,059	65,53,790	71,31,215
Investments	1,57,27,698	1,47,63,904	1,47,17,650	1,61,12,055	1,50,90,502	1,50,40,703
Advances	3,36,66,138	3,41,00,594	3,31,11,403	3,38,51,610	3,42,96,634	3,33,11,218
Fixed Assets	8,94,831	8,92,004	8,28,354	9,03,024	8,99,908	8,36,926
Other Assets	31,64,082	32,84,634	27,79,445	31,90,583	33,15,348	28,04,071
<b>TOTAL</b>	<b>6,30,04,437</b>	<b>6,25,22,284</b>	<b>6,11,51,792</b>	<b>6,36,34,230</b>	<b>6,30,88,391</b>	<b>6,17,08,689</b>





**Notes forming part of standalone and consolidated financial statement for quarter and nine months ended December 31, 2019:-**

1. The above financial results have been reviewed by the Audit Committee of Board and approved by the Board of Directors at their meeting held on January 31, 2020. The same have been subjected to limited review by the Statutory Central Auditors in line with the guidelines issued by Reserve Bank of India and as per the requirement of SEBI (Listing Obligations and Disclosure Requirements) Regulations, 2015 (Amended).
2. The above reviewed financial results for the quarter and nine months ended December 31, 2019 have been arrived at on the basis of the same accounting policies as those followed in the preceding financial year ended 31<sup>st</sup> March, 2019.
3. The Consolidated Financial Results have been prepared in accordance with the Accounting Standard – 21 "Consolidated Financial Statements", Accounting Standard – 23 "Accounting for Investments in Associates in Consolidated Financial Statements", and Accounting Standard – 27 "Financial Reporting of Interest in Joint Venture" issued by The Institute of Chartered Accountants of India.
4. The financial results for the quarter and nine months ended December 31, 2019 have been arrived at after considering extant guidelines of Reserve Bank of India (RBI) on Prudential norms on Income Recognition, Asset Classification and Provisioning pertaining to Advances and necessary provisions including Employee Benefits.
5. Government of India has inserted section 115BAA in the Income Tax Act, 1961 through the Taxation Laws (Amendment) Act, 2019 which provides domestic companies a non-reversible option to pay corporate tax at reduced rate effective from April 1, 2019 subject to certain conditions. The bank is in the process of evaluating the option to opt for lower tax rate and has considered the rate existing prior to the amendment for the purpose of these results.
6. The particulars of Subsidiaries, Joint Venture & Associates whose financial statements are consolidated with standalone financial statement of Bank are as under:-

**Subsidiaries:**

- a. BOI Shareholding Limited
- b. BOI AXA Investment Managers Private Limited
- c. BOI AXA Trustee Services Private Limited
- d. BOI Merchant Bankers Limited
- e. PT Bank of India Indonesia TBK
- f. Bank of India (Tanzania) Limited
- g. Bank of India (New Zealand) Limited
- h. Bank of India (Uganda) Limited
- i. Bank of India (Botswana) Limited (upto the date of sale-22.11.2019)

**Joint Venture:**

- a. Star Union Dai-ichi Life Insurance Company Limited





**Associates:**

- a. Madhya Pradesh Gramin Bank
- b. Vidharbha Konkan Gramin Bank
- c. Aryavart Bank
- d. Indo Zambia Bank Limited
- e. STCI Finance Limited
- f. ASREC (India) Limited

7. The limited reviewed financials of 8 subsidiaries, 4 associates and 1 Joint Venture are included in the Consolidated Financial Results.
8. During the quarter ended December 31, 2019 Bank has sold its overseas subsidiary i.e. Bank of India (Botswana) Ltd. for which consideration received is Rs.14.64 Crore. The remaining cost of investment of Rs.19.18 crore is fully provided.
9. Ministry of Finance, Department of Financial Service vide its Gazette Notifications dated January 11, 2019, January 25, 2019 and January 31, 2019 affected amalgamation of following Regional Rural Banks w.e.f. April 1, 2019:
  - A. "Narmada Jhabua Gramin Bank" (Sponsor Bank being Bank of India) with "Central Madhya Pradesh Gramin Bank" (Sponsor Bank being Central Bank of India) to form "Madhya Pradesh Gramin Bank" (Sponsor Bank being Bank of India)
  - B. "Gramin Bank of Aryavart" (Sponsor Bank being Bank of India) with "Allahabad UP Gramin Bank" (Sponsor Bank being Allahabad Bank) to form "Aryavart Bank" (Sponsor Bank being Bank of India) and
  - C. "Vananchal Gramin Bank" (Sponsor Bank being State Bank of India) with "Jharkhand Gramin Bank" (Sponsor Bank being Bank of India) to form "Jharkhand Rajya Gramin Bank" (Sponsor Bank being State Bank of India).

By virtue of Department of Financial Services (DFS) letter dated 4<sup>th</sup> January 2018 and 20<sup>th</sup> December 2018 the transfer of the stake of Sponsor Banks is taken at face value of the shares, as a result during the nine months ended 31<sup>st</sup> December, 2019, Bank has recognized loss of Rs.29.79 Crore (Current quarter Nil) which is included under the head "Share of earnings/(loss) in associates" and also recognized net Capital Reserve of Rs.46.77 Crore (Current quarter Nil) in the Consolidated Financial results.

10. In accordance with RBI circular no.DBRNo.BP.BC.18/21.04.048/2018-19 dated 01.01.2019 "Micro, Small and Medium Enterprises (MSME) sector – Restructuring of Advances" Bank has restructured 84,583 borrower accounts amounting to Rs.2152.78 crore up to December 31, 2019 and treated them as Standard assets.
11. In terms of Supreme Court Order and necessary guidelines issued by Reserve Bank of India (RBI) the Bank has kept Delhi Airport Metro Express Pvt. Ltd as standard. However, necessary provision as per IRAC Norms have been made which are detailed as under:-

(Rs. in crore)

Amount not treated as NPA as per IRAC norms	Provisions required to be made as per IRAC norms	Provision actually held
(1)	(2)	(3)
183.84	45.65	45.65






12. For the nine months ended 31<sup>st</sup> December, 2019, Bank has shifted Central Government securities with a book value of Rs. 8,765.54 Crore and State Government securities with a book value of Rs. 4,245.05 Crore from HTM to AFS category. Further, Bank has shifted from AFS to HTM category, Central Government securities with a book value of Rs. 3,645.47 Crore and State Government securities with a book value of Rs. 1,944.68 crore after charging shifting loss of Rs.197.91 crore (Current Quarter Nil). Venture Capital Fund amount of Rs. 44.10 crore has been shifted from HTM to AFS Category.
13. In respect of RBI referred NCLT accounts (List 1 & 2), as on December 31, 2019 Bank holds 100% provision of the outstanding value of Rs. 4212.35 crore.
14. During the quarter ended December 31, 2019, Bank has made additional provision of Rs.501.45 crores in view of uncertainty of recovery and deterioration in value of underlying assets in respect of 49 NPA accounts. The provision in such accounts as on December 31, 2019 is Rs.1083.79 crore.
15. As per RBI circular No.DBR.BPBC.No.32.21.04.018.2018-19 dated April 1, 2019, in case the additional provisioning for NPAs assessed by RBI exceeds 10% of the reported profit before provisions and contingencies and for additional gross NPAs identified by RBI exceeds 15% of published incremental gross NPAs for the reference period, then the Banks are required to disclose divergence from prudential norms on income recognition, assets classification and provisioning. In view of the above, details of divergence of our Bank is as under:

S.No	Particulars	Rs. In Crore
1	Gross NPA as on 31st March, 2019 as reported by the Bank	60,661.11
2	Gross NPA as on 31st March, 2019 as assessed by the RBI	61,778.11
3	Divergences in Gross NPA (2-1)*	1,117.00
4	Net NPA as on 31st March, 2019 as reported by the Bank	19,118.95
5	Net NPA as on 31st March, 2019 as assessed by the RBI	20,235.95
6	Divergences in Net NPA (5-4)	1,117.00
7	Provision for NPA as on 31st March, 2019 as reported by the Bank	39,391.70
8	Provision for NPA as on 31st March, 2019 as assessed by the RBI	40,837.70
9	Divergences in Provisioning (8-7)*	1,446.00
10	Reported Net Profit after tax (PAT) for the year ended 31st March 2019	(5,546.90)
11	Adjusted (Notional) Profits after Tax (PAT) for the year ended 31st March 2019 after taking into account divergence in provisioning	(6,992.90)

\* Impact of the divergence in Gross NPA and Provisioning is given in the accounts for the nine months period ended on December 31, 2019 except in case of divergence in KCC accounts aggregating to Rs.533.11 crore and provision of Rs.86.77 crore, where management is in the process of carrying out the verification and necessary impact will be taken in the subsequent quarter.


16. In terms of RBI Circular DBR.No.BP.BC.64/21.04.048/2016-17 dated April 18, 2017 regarding stressed sectors identified by Bank, the Board of Directors of the Bank has approved standard assets provision of 5 bps to 100 bps over & above the regulatory minimum, in respect of the Bank's stressed sector identified (which are presently Telecommunication, Textile, Iron & Steel, Commercial Real Estate, Gems & Jewellery,

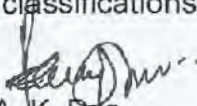


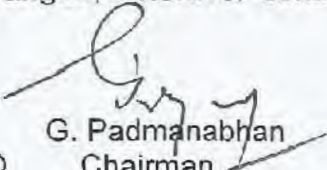


Roads & Ports and Mining & Quarrying) based on SMA classification. Accordingly, an additional provision of Rs. 66.43 crore has been held as at December 31, 2019 (Current Quarter Rs.0.34 Crore).

17. Pending bi-partite agreement on wage revision (due from November, 2017), an ad-hoc sum of Rs.300 Crore (Current Quarter Rs. 100 Crore) has been provided during nine months ended 31<sup>st</sup> December, 2019 towards wage arrears. Cumulative provision held as on 31<sup>st</sup> December, 2019 is Rs. 791.14 Crore.
18. During the quarter ended December 31, 2019, Bank has redeemed Perpetual Bonds amounting to Rs. 325 Crore (IPDI Series V) by exercising call option on December 09 2019. Bank has also redeemed Upper Tier-II Bonds Series V for an amount of Rs. 1000 Crore by exercising call option on January 20, 2020. The same has been considered in calculation of Tier II capital as on December 31, 2019 to the extent of Rs. 300 Crore.
19. The Provision Coverage Ratio of the bank as on December 31, 2019 is 77.15% (77.12% as on September 30, 2019 and 76.76% as on December 31, 2018).
20. In terms of RBI Circular DBR.No.BP.BC.1/21.06.201/2015-16 dated July 1, 2015, on 'Basel III Capital Adequacy' and RBI Circular DBR.No.BP.BC.80/21.06.201/2014-15 dated March 31, 2015 on 'Prudential Guidelines on Capital Adequacy and Liquidity Standard Amendments' Banks are required to make Pillar III disclosures including leverage ratio and liquidity coverage ratio under Basel III framework. The bank has made disclosures which are available on Banks' website at the link <http://www.bankofindia.co.in/english/Regdisclosuresec.aspx>. These disclosures have not been subjected to review by the Statutory Central Auditors of the Bank.
21. The Bank has not received any complaint from Investor during the quarter ended December 31, 2019. There is no pending investor complaint at the beginning or end of the quarter.
22. The figures for the quarter ended December 31, 2019 are the balancing figures between reviewed figures in respect of the nine months period ended December 31, 2019 and the published year-to-date figures up to September 30, 2019.
23. The consolidated financial figures for the quarter and nine months ended December 31, 2018 are certified by the management and have not been reviewed or audited by the auditors. In terms of SEBI (Listing Obligation and Disclosure Requirement) guidelines, as the listing entities are required to submit quarterly consolidated financial results in addition to standalone financial results from April 01, 2019 onwards.
24. Figures of the previous period have been regrouped/rearranged, wherever considered necessary, to conform to current period classifications.

  
C.G. Chaitanya  
Executive Director

  
A. K. Das  
Managing Director & CEO

  
G. Padmanabhan  
Chairman

Place: Mumbai  
Date: January 31, 2020





**Independent Auditors Review Report on Unaudited Standalone Financial Results of Bank of India of the Quarter and Nine months ended 31<sup>st</sup> December 2019 pursuant to the Regulation 33 of SEBI (Listing Obligations and Disclosures Requirements) Regulations, 2015**

To  
The Board of Directors,  
Bank of India,  
Mumbai

1. We have reviewed the accompanying statement of unaudited standalone financial results of Bank of India for the quarter ended 31<sup>st</sup> December 2019 and for the period from 1<sup>st</sup> April 2019 to 31<sup>st</sup> December 2019 ('the Statement') being submitted by the Bank pursuant to the requirement of regulation 33 of SEBI (Listing Obligations and Disclosures Requirements) Regulations, 2015. The statement is the responsibility of the Bank's management and has been approved by the Board of Directors. Our responsibility is to issue a report on the Statement based on our review. The disclosures relating to "Pillar 3 disclosure as at 31<sup>st</sup> December 2019 including leverage ratio and liquidity coverage ratio under Basel III Capital Regulations", as have been disclosed on the Bank's website and in respect of which a link has been provided in the Statement, have not been reviewed by us.
2. We conducted our review in accordance with the Standards on Review Engagements (SRE) 2410 "Review of Interim Financial Information Performed by the Independent Auditor of the Entity" issued by The Institute of Chartered Accountants of India. This standard requires that we plan and perform the review to obtain moderate assurance as to whether the financial statements are free of material misstatement. A review is limited primarily to making inquiries of Bank's personnel and analytical procedures applied to financial data and thus provides less assurance than an audit. We have not performed an audit and accordingly, we do not express an audit opinion.
3. These unaudited standalone financial results incorporate the relevant returns of 20 Branches and Treasury Branch reviewed by us, 22 foreign branches reviewed by other auditors specially appointed for this purpose and un-reviewed returns in respect of 5068 domestic branches and 02 foreign branches. These review reports cover 54.66% of the advance's portfolio (excluding outstanding of asset recovery branches and food credit advance) of the Bank, 67.83% of non - performing asset of the Bank and the investment portfolio of the Treasury Branch of the Bank. Apart from these review reports in the conduct of our review at Head Office/Controlling Offices, we have also relied upon various information and returns received from these un-reviewed branches / other offices of the Bank and generated through centralised data base at Bank's Head Office.





4. Without qualifying our conclusion, we draw attention to :-

- a) Note No.14 of the Statement regarding additional provision made in NPA accounts; and
- b) Note No.15 of the Statement regarding impact of RBI divergence in KCC Loan accounts;

5. Based on our review conducted as above, subject to limitation in scope as mentioned in Para 3 above, nothing has come to our attention that causes us to believe that the accompanying unaudited standalone financial results together with the notes thereon prepared in accordance with applicable accounting standards and other recognised accounting practices and policies has not disclosed the information required to be disclosed in terms of Regulation 33 of the SEBI (Listing Obligations and Disclosure requirements) Regulations, 2015 including the manner in which it is to be disclosed, or that it contains any material misstatement or that it has not been prepared in accordance with the relevant prudential norms issued by Reserve Bank of India in respect of income recognition, asset classification, provisioning and other related matters.

<b>For NBS &amp; Co.</b> <b>Chartered Accountants</b> <b>(FRN 110100W)</b>   <b>Sharath Shetty</b> <b>Partner</b> <b>M. No. 132775</b> <b>UDIN:</b> <b>20132775AAAAAI8554</b>	<b>For Banshi Jain &amp; Associates</b> <b>Chartered Accountants</b> <b>(FRN 100990W)</b>   <b>Parag Jain</b> <b>Partner</b> <b>M. No. 078548</b> <b>UDIN: 20078548AAAABG9949</b>	<b>For Chaturvedi &amp; Co.</b> <b>Chartered Accountants</b> <b>(FRN 302137E)</b>   <b>R.K.Nanda</b> <b>Partner</b> <b>M. No. 510574</b> <b>UDIN:</b> <b>20510574AAAAAI7423</b>
--	--	--

Place: Mumbai


Date: January 31, 2020



**Independent Auditor's Review Report on Consolidated Unaudited Quarterly and Year to date Financial Results of Bank of India pursuant to the Regulation 33 of the SEBI (Listing Obligations and Disclosure Requirements) Regulations, 2015**

**To  
The Board of Directors  
Bank of India  
Mumbai**

- 1) We have reviewed the accompanying Statement of Consolidated Unaudited Financial Results of Bank of India("the **Parent**") and its subsidiaries (the Parent and its subsidiaries together referred to as "the **Group**"), its jointly controlled entities and its share of the net profit/(loss) after tax of its associates for the quarter ended December 30,2019and for the period from April 1, 2019 to December 31, 2019 ("the **Statement**"), being submitted by the Parent pursuant to the requirement of Regulation 33 of the SEBI (Listing Obligations and Disclosure Requirements) Regulations, 2015, as amended, except for the disclosures relating to consolidated Pillar 3 disclosure as at December 31,2019, including leverage ratio and liquidity coverage ratio under Basel III Capital Regulations as have been disclosed on the Bank's website and in respect of which a link has been provided in the Statement and have not been reviewed by us. Attention is drawn to the fact that the consolidated figures for the corresponding quarter ended December 31, 2018 and the corresponding period from April 1, 2018 to December 31, 2018,as reported in these financial results have been approved by the Parent's Board of Directors, but have not been subjected to review.
- 2) This Statement, which is the responsibility of the Parent's Management and approved by the Parent's Board of Directors, has been prepared in accordance with the recognition and measurement principles laid down in Accounting Standard 25 "Interim Financial Reporting" ("AS 25") issued by The Institute of Chartered Accountants of India, the relevant provisions of the Banking Regulation Act, 1949, the circulars, guidelines and directions issued by the Reserve Bank of India (RBI) from time to time ("RBI Guidelines") and other accounting principles generally accepted in India. Our responsibility is to express a conclusion on the Statement based on our review.
- 3) We conducted our review of the Statement in accordance with the Standard on Review Engagements (SRE) 2410 "Review of Interim Financial Information Performed by the Independent Auditor of the Entity" issued by the Institute of Chartered Accountants of



*[Handwritten signature]*



India. A review of interim financial information consists of making inquiries, primarily of persons responsible for financial and accounting matters, and applying analytical and other review procedures. A review is substantially less in scope than an audit conducted in accordance with Standards on Auditing and consequently does not enable us to obtain assurance that we would become aware of all significant matters that might be identified in an audit. Accordingly, we do not express an audit opinion.

We also performed procedures in accordance with the circular issued by the SEBI under Regulation 33(8) of the SEBI (Listing Obligations and Disclosure Requirements) Regulations, 2015, as amended, to the extent applicable.

4) The statement includes the results of the following entities:

**I. Subsidiaries:**

- i. PT Bank of India Indonesia TBK
- ii. Bank of India (Tanzania) Ltd.
- iii. Bank of India (New Zealand) Ltd.
- iv. Bank of India (Uganda) Ltd.
- v. Bank of India (Botswana) Ltd.(upto the date of sale i.e November 22, 2019)
- vi. BOI Shareholding Ltd.
- vii. BOI AXA Investment Managers Private Limited
- viii. BOI AXA Trustee Services Private Limited
- ix. BOI Merchant Bankers Ltd.

**II. Joint Venture:**

- i. Star Union Dai-ichi Life Insurance Company Limited

**III. Associates:**

- i. Indo- Zambia Bank Ltd.
- ii. STCI Finance Ltd.
- iii. ASREC (India) Ltd.
- iv. Madhya Pradesh Gramin Bank
- v. Aryavart Bank
- vi. VidharbhaKonkanGramin Bank

5) Based on our review conducted and procedures performed as stated in paragraph 3 above and based on the consideration of the review reports of the other auditors referred to in paragraph 6 below, nothing has come to our attention that causes us to believe that the accompanying Statement, prepared in accordance with the recognition and measurement principles laid down in the aforesaid Accounting Standard, RBI Guidelines and other accounting principles generally accepted in India, has not disclosed the information required to be disclosed in terms of Regulation 33 of the SEBI (Listing Obligations and Disclosure Requirements) Regulations, 2015, as amended, including the manner in which it is to be disclosed, except for the disclosures





relating to consolidated Pillar 3 disclosure as at December 31, 2019 including leverage ratio and liquidity coverage ratio under Basel III Capital Regulations as have been disclosed on the Bank's website and in respect of which a link has been provided in the Statement and have not been reviewed by us, or that it contains any material misstatement.

6) Without qualifying our conclusion, we draw attention to :-

- a) Note No.14 of the Statement regarding additional provision made in NPA accounts; and
- b) Note No.15 of the Statement regarding impact of RBI divergence in KCC accounts;

7) We did not review the interim financial results of 8 subsidiaries , 4 Associates and 1 Joint Venture entities included in the consolidated unaudited financial results, whose interim financial results reflect total assets of `3829.96 Crores as at December 31, 2019 and total revenues of `56.79 crore and ` 280.94 Crores and total net profit after tax of `40.89 Crores and loss of `61.81 Crores for the quarter ended December 31, 2019 and for the period from April 1, 2019 to December 31, 2019, respectively as considered in the consolidated unaudited financial results, whose interim financial results have not been reviewed by us. These interim financial results have been reviewed by other auditors whose reports have been furnished to us by the Parent's Management and our conclusion on the Statement, in so far as it relates to the amounts and disclosures included in respect of these subsidiaries and jointly controlled entity, is based solely on the reports of the other auditors and the procedures performed by us as stated in paragraph 3 above.

Our conclusion on the Statement is not modified in respect of the above matter.

8) The consolidated unaudited financial results includes the interim financial results which have not been reviewed of 5070 branches included in the standalone unaudited financial results of the entities included in the Group, whose results reflect total advances of `188748.44Crores as at December 31, 2019 and total revenues of `4682Crores and 12787 Crores for the quarter ended December 31, 2019 and for the period from April 1, 2019 to December 31, 2019 respectively, as considered in the respective standalone unaudited financial results of the entities included in the Group. In the conduct of our review at Head Office/Controlling Offices we have relied upon various information and returns received from these un-reviewed branches/other offices of the bank and generated through centralised data base at Banks Head Office.





The consolidated unaudited financial results includes the interim financial results of 1 subsidiary which have not been reviewed by their auditors, whose interim financial results reflect total assets of `0.23 Crores as at December 31, 2019 and total revenue of `0.03 Crores and `0.09 Crores and total net loss after tax of `0.02 Crores and `0.02 Crores for the quarter ended December 31, 2019 and for the period from April 1, 2019 to December 31, 2019 respectively, as considered in the consolidated unaudited financial results. The consolidated unaudited financial results also includes the Group's share of net profit after tax of `5.53 Crores and `14.41 Crores for the quarter ended December 31, 2019 and for the period from April 1, 2019 to December 31, 2019 respectively, as considered in the consolidated unaudited financial results, in respect of 2 associates, based on their interim financial results which have not been reviewed by their auditors. These interim financial statements have been certified by the management and according to the information and explanations given to us, these interim financial results are not material to the Group.

Our conclusion on the Statement is not modified in respect of the above matter.

<p>For NBS &amp; Co. Chartered Accountants (FRN 110100W)</p>   <p>Sharath Shetty Partner M. No. 132775 UDIN: 20132775AAAAAJ3162</p>	<p>For Banshi Jain &amp; Associates Chartered Accountants (FRN 100990W)</p>   <p>Parag Jain Partner M. No. 078548 UDIN:20078548AAAABH5380</p>	<p>For Chaturvedi &amp; Co. Chartered Accountants (FRN 302137E)</p>   <p>R K Nanda Partner M. No. 510574 UDIN:20510574AAAAAJ5187</p>
---	---	--

Place: Mumbai

Date: January 31, 2020