

To,  
BSE Ltd.  
Department of Corporate Services  
25<sup>th</sup> Floor, P. J. Tower,  
Dalal Street,  
Mumbai – 400 001  
Script Code – 530595 (TELECANOR)

Date: 14<sup>th</sup> November' 2023

**Sub: Outcome of Board Meeting held on 14<sup>th</sup> November' 2023**

Dear Sir,

Pursuant to provisions of Regulations 30 (2) of the Securities Exchange Board of India (Listing Obligations Disclosure Requirement) Regulation, 2015, we wish to inform you that the Board of Directors of the Company at its meeting held on today i.e 14<sup>th</sup> November' 2023, inter alia considered and approved the following matters:

1. The Board herewith considered and approved the Un-Audited Financial Results of the company for the quarter and half year ended 30<sup>th</sup> September' 2023.
2. The Board herewith also considered and adopted the Limited Review Report issued by the Statutory Auditor on the Un-Audited Financial Results for the quarter and half year ended 30<sup>th</sup> September, 2023.


The Board of Directors of the company herewith also discussed the day-to-day affairs of the company.

The Meeting of the Board of Directors of the company commenced at 4.00 P.M and concluded at 5.20 P.M.

Please take the same on your record and acknowledge the receipt of the same.

Thanking You,



Yours Faithfully,  
**For Telecanor Global Ltd**



**Pilli Swetha**  
**Managing Director**  
**DIN No. 06397865**

# TELECANOR GLOBAL LIMITED

PART-I							(Rs. in Lakhs)
STATEMENT OF UN-AUDITED STANDLONE FINANCIAL RESULTS FOR THE QUARTER ENDED 30th SEPTEMBER, 2023							
S No	PARTICULARS	QUARTER ENDED			HALF YEAR ENDED		YEAR ENDED
		30-Sep-2023	30-Jun-2023	30-Sep-2022	30-Sep-2023	30-Sep-2022	31-Mar-2023
		Unaudited	Unaudited	Unaudited	Unaudited	Unaudited	Audited
I	Revenue from Operations	0.00	0.00	0.00	0.00	0.00	0.00
II	Other Income	0.00	0.00	0.00	0.00	0.00	0.00
III	Total Revenue (I+II)	0.00	0.00	0.00	0.00	0.00	0.00
IV	Expenses						
	Cost of Material Consumed	0.00	0.00	0.00	0.00	0.00	0.00
	Purchase of Stock-in-trade	0.00	0.00	0.00	0.00	0.00	0.00
	Changes in inventories of finished goods, Work in progress and Stock in trade	0.00	0.00	0.00	0.00	0.00	0.00
	Employee benefits expense	5.81	4.07	8.09	9.88	13.20	18.00
	Finance Costs	0.00	0.10	0.00	0.10	0.10	0.00
	Depreciation and Amortization expense	0.00	0.00	3.94	0.00	3.94	1.93
	Other Expense	8.09	5.38	17.09	13.47	50.62	302.70
	Total Expenses	13.90	9.55	29.12	23.45	67.86	322.63
V	Profit/(Loss) from before Exceptional Items and tax (I-IV)	-13.90	-9.55	-29.12	-23.45	-67.86	-322.63
VI	Exceptional Items	0.00	0.00	0.00	0.00	0.00	0.00
VII	Profit/(Loss) before tax (V-VI)	-13.90	-9.55	-29.12	-23.45	-67.86	-322.63
VIII	Tax Expense:	0.00	0.00	0.00	0.00	0.00	0.00
	Current Tax (MAT)	0.00	0.00	0.00	0.00	0.00	0.00
	Deferred Tax	0.00	0.00	0.00	0.00	0.00	0.00
IX	Profit/ (Loss) for the period from Continuing operations after tax (VII-VIII)	-13.90	-9.55	-29.12	-23.45	-67.86	-322.63
X	Profit/ (Loss) from discontinuing operations before tax	0.00	0.00	0.00	0.00	0.00	0.00
XI	Tax Expense of discontinuing operations	0.00	0.00	0.00	0.00	0.00	0.00
XII	Profit/ (Loss) for the period from discontinuing operations after tax (X-XI)	0.00	0.00	0.00	0.00	0.00	0.00
XIII	Profit/ (Loss) for the period (IX+XII)	-13.90	-9.55	-29.12	-23.45	-67.86	-322.63
XIV	Other Comprehensive Income						
	A) (i) Items that will not be reclassified to profit or loss (ii) Income Tax related to items that will not be reclassified to profit or loss	0.00	0.00	0.00	0.00	0.00	0.00
	B) (i) Items that will be reclassified to profit or loss						
XV	Total Comprehensive Income for the period (XIII+XIV) (Comprising Profit (loss) and Other Comprehensive Income for the Period)	-13.90	-9.55	-29.12	-23.45	-67.86	-322.63
XVI	Earnings Per Equity Share (For Continuing Operations) [Rs. per Equity Share] (Face Value INR 10/- per Equity Share)						
	1) Basic	-0.12	-0.08	-0.26	-0.21	-0.60	-2.83
	2) Diluted						
XVII	Earnings Per Equity Share (For Discontinuing Operations) [Rs. per Equity Share] (Face Value INR 10/- per Equity Share)						
	1) Basic	0.00	0.00	0.00	0.00	0.00	0.00
XVIII	Earnings Per Equity Share (For Continued and Discontinued Operations) [Rs. Per Equity Share] (Face Value INR 10/- each)						
	1) Basic	-0.12	-0.08	-0.26	-0.21	-0.60	-2.83
	2) Diluted						
XIX	Paid Up Equity Share Capital (Face Value of INR 10/- per share)	1108.43	1108.43	1108.43	1108.43	1108.43	1108.43
XX	Reserves excluding Revaluation Reserves as per balance sheet of previous accounting year	-1679.73	-1665.79	-1407.18	-1679.73	-1407.18	-1656.23



**Notes:**


- 1 The above financial results for the Quarter ended September 30, 2023 as reviewed and recommended by the Audit Committee were approved by the Board of Directors at the Meeting held on November 4, 2023. The Statutory Auditors have carried out Limited Review of the above financial results.
- 2 The financial results have been prepared in accordance with the Indian Accounting Standards (Ind AS) prescribed under section 133 of the Companies Act, 2013 read with the rules thereunder and in term of SEBI Circular dated July 5, 2016.
- 3 The Company is mainly engaged in the Information Technology Sector. There is no other reportable segment as per Accounting Standard "Operating Segments" (Ind AS-108).
- 4 Previous period figures have been regrouped, wherever necessary, for the purpose of comparison.
- 5 The results are also available on the website of the Company [www.telecanor.com](http://www.telecanor.com)

for K.K. Goel & Associates  
Chartered Accountants  
FRN No 005299N

CA Kamlesh Kumar Goel  
M.No. 015002  
Partner


UDIN:  
Place : New Delhi  
Date : 06/11/23

UDIN:



By order of the Board  
for TeleCanor Global Limited

Pilli Swetha  
Managing Director  
DIN : 08397865  
Place: Hyderabad  
Date:



"23015002BGNCP E8085"

**Telecanor Global Limited**  
**CS - 1, 6-3-626, Parameshwar Anand Nagar, Khairatabad, Hyderabad, 500004, Telangana.**  
**Balance Sheet as at 30th September 2023**


PARTICULARS	Note	As on 30.09.2023	As on 30.06.2023	As on 31.03.2023	As on 31.03.2022
<b>Equity and Liabilities</b>					
Shareholders Funds					
Share Capital	2	110,843,584	110,843,584	110,843,584	110,843,584
Reserves and Surplus	3	-167,972,848	-166,582,842	-165,627,682	-133,363,903
Share warrants	4	-	-	-	-
Expired Share warrants	5	-	-	-	-
<b>Non Current Liabilities</b>					
Deferred Tax	7	15,492,134	15,492,134	15,492,134	15,492,134
<b>Current Liabilities</b>					
Trade Payables	8	321,024	321,024	321,024	321,024
Other Current Liabilities	9	189,066,612	187,523,112	186,620,112	178,643,940
		<b>147,750,506</b>	<b>147,597,012</b>	<b>147,649,172</b>	<b>171,936,779</b>
<b>Assets</b>					
<b>Non Current Assets</b>					
Fixed Assets	10				
- as per Schedule		73,580,109	73,580,109	73,580,109	71,783,936
Long Term Loans and Advances	11	2,189,741	2,189,741	2,189,741	5,186,519
Other Non Current Assets	12	16,699,223	16,699,223	16,699,223	16,699,223
<b>Current Assets</b>					
Trade Receivables	13	52,455,952	52,455,952	52,455,952	75,279,432
Short term loans and advances	14	2,511,000	2,511,000	2,511,000	2,511,000
Cash and Cash Equivalents	15	314,481	160,987	213,147	476,669
		<b>147,750,506</b>	<b>147,597,012</b>	<b>147,649,172</b>	<b>171,936,779</b>
Notes to Balance sheet & Statement of Profit and Loss	1 to 21	-	-	-	-

For and on behalf of board  
Telecanor Global Limited



*[Signature]*  
P. Swetha  
Managing Director  
DIN No. 06998136

*[Signature]*  
P. Brahmananda Reddy  
Director  
DIN No. 06998136



## Cash Flow Statement for the Quarterly Period ended 30th September 2023

(Amount in Rs)

Particulars	For the quarter ended 30.09.2023	For the quarter ended 30.06.2023	For the year ended 31.03.2023	For the year ended 31.03.2022
<b>A. CASH FLOW FROM OPERATING ACTIVITIES</b>				
Net Profit before tax	(13,90,006)	(9,55,160)	(3,22,63,779)	(77,79,765)
Adjustments:				
Gain/Loss on sale of property	-	-	1,93,717	15,76,023
Depreciation Expenses	-	10,000	649	649
Interest Expenses	-	-	-	-
Dividend income	-	-	-	-
Interest Income	-	-	-	-
Operating profit before working capital adjustments	(13,90,006)	(9,45,160)	(3,20,69,413)	(62,03,093)
Working Capital Adjustments:				
Decrease/(increase) Trade Receivables	-	-	-	-
Decrease/(increase) Inventories	-	-	2,28,23,480	-
Decrease/(increase) other Current assets	-	-	-	-
Decrease/(increase) Current Liabilities	15,43,500	9,03,000	79,76,172	51,09,975
Cash generated from (used in) Operating Activities	1,53,494	(42,160)	(12,69,761)	(93,118)
Income Tax paid	-	-	-	-
Net cash generated from (used in) Operating Activities	1,53,494	(42,160)	(12,69,761)	(93,118)
<b>B. CASH FLOW FROM INVESTING ACTIVITIES</b>				
Purchase of fixed Assets	-	-	(19,89,890)	-
Proceeds from sale of activities	-	-	-	-
Sale or Purchase of Investments	-	-	29,96,778	-
Decrease in long-term loans & advances	-	-	-	-
Interest Received	-	-	-	-
Dividend Received	-	-	-	-
Net cash generated from (used in) investing activities	-	-	10,06,888	-
<b>C. CASH FLOW FROM FINANCING ACTIVITIES</b>				
Proceeds from long term borrowings	-	-	-	-
Proceeds from short term borrowing	-	-	-	-
Repayment of Long/short term borrowings	-	(10,000)	(649)	(649)
Finance cost	-	(10,000)	(649)	(649)
Net cash generated from (used in) financing activities	-	(10,000)	(649)	(649)
<b>D. Net increase/decrease in cash and cash equivalents [A+B+C]</b>	1,53,494	(52,160)	(2,63,522)	(93,767)
<b>E. Add: Cash and Cash equivalents at the beginning of the period</b>	1,60,987	2,13,147	4,76,669	5,70,436
<b>F. Cash and Cash equivalents at the end of the period [D+E]</b>	3,14,481	1,60,987	2,13,147	4,76,669

**Notes:**

1. The above Cash Flow Statement has been prepared under the "Indirect Method" as set out in Ind AS - 7 "Statement of Cash Flows"

2. Components of cash and cash equivalents and reconciliation thereof

Particulars	For the quarter ended 30.09.2023	For the quarter ended 30.06.2023	For the year ended 31.03.2023	For the year ended 31.03.2022
<b>Components of Cash and Cash Equivalents</b>				
1. Cash in Hand	1,59,257	1,59,257	1,59,257	3,21,757
2. Cash at Bank (State bank of India)	1,55,224	1,730	53,890	1,54,912
<b>Cash and Cash Equivalents as per the above statement</b>	3,14,481	1,60,987	2,13,147	4,76,669
<b>Add: Unrealised gain on cash and cash equivalents</b>	-	-	-	-
<b>Cash and Cash Equivalents reported in Balance Sheet</b>	3,14,481	1,60,987	2,13,147	4,76,669

For and on behalf of board  
Telecanor Global Limited

P Swetha

Managing Director  
DIN No 06397865

P. Brahmananda Reddy

Director  
DIN No 06998136

# K.K. GOEL & ASSOCIATES

CHARTERED ACCOUNTANTS

204, A.J. Chambers, 4<sup>th</sup> Street, Naiwala, Karol Bagh, New Delhi-110005  
Tel.Off: 011-28759712,011-28754827 Telefax:011-28754827 Res: 011-25264233  
E-mail Id: kkg200317@gmail.com, kkg200317@rediffmail.com  
Mobile: 9205136037,9873012036

## LIMITED REVIEW REPORT

To  
The Board of Director  
Telecanor Global Limited

1. We have reviewed the accompanying statement of unaudited standalone financial results of M/s **Telecanor Global Limited (the 'Company')** for the quarter ended **30th September, 2023** (the 'Statement') attached herewith, being submitted by the Company pursuant to the requirements of Regulation 33 of the SEBI (Listing Obligations and disclosure Requirements) Regulations, 2015 ('the Regulation'), read with SEBI Circular No: CIR/CFD/FAC/62/2016 dated July 5, 2016 ('the Circular').
2. The preparation of the Statement in accordance with the recognition and measurement principles laid down in Indian Accounting Standard 34, (Ind AS) 34 "Interim Financial Reporting" prescribed under Section 133 of the Companies Act, 2013 read with Rule 3 of Companies (Indian Accounting Standards) Rules, 2015, as amended, read with the Circular is the responsibility of the Company's management and has been approved by the Board of Directors of the Company. Our responsibility is to express a conclusion on the Statement based on our review.
3. We conducted our review in accordance with the Standard on Review Engagements (SRE) 2410, 'Review of Interim Financial Information Performed by the Independent Auditor of the Entity' issued by the Institute of Chartered Accountants of India. This standard required that we plan and perform the review to obtain moderate assurance as to whether the Statement is free of material misstatement. A review is limited primarily to inquiries of company personnel and analytical procedures applied to financial data and thus provides less assurance than an audit. We have not performed an audit and accordingly, we do not express an audit opinion.
4. Based on our review conducted as above, nothing has come to or attention that causes us to believe that the accompanying Statement, prepared in accordance with the recognition and measurement principles laid down in the applicable Indian Accounting Standards ('Ind AS') specified under Section 133 of the Companies Act, 2013, read with relevant rules issued there under and other recognized accounting practices and policies has not disclosed the information required to be disclosed in terms of the Regulation, read with the Circular, including the manner in which it is to be disclosed, or that it contains any material misstatement.

Place: New Delhi  
Date: 06.11.2023

UDIN: 23015002BGWCPE8085  
For **K. K. Goel & Associates**  
Chartered Accountants  
FRN:005299N

  
Partner  
M.No.: 015002