



October 21, 2019

DGM – Corporate Relations
Bombay Stock Exchange Ltd.
Pharoses Jeejeebhoy Towers
Dalal Street
Mumbai – 400 001

The Listing Department
National Stock Exchange
Exchange Plaza
Plot No. C-1, Block G
Bandra – Kurla Complex
Bandra (East)
Mumbai – 400 051

Dear Sirs,

Audited Financial Results for the quarter and six months ended September 30, 2019

Please find enclosed the audited financial results of the Company in the prescribed format for the quarter and six months ended September 30, 2019 under Ind AS, which were approved and taken on record by the Board of Directors of the Company at their Meeting held today.

The Auditors' Report with unmodified opinion on the said financial results is also attached herewith.

You are requested to please take the same on record and confirm.

Yours faithfully,
For Tata Elxsi Limited


G. Vaidyanathan
General Counsel & Company Secretary

Encl: a/a

TATA ELXSI

Registered Office **Tata Elxsi Limited** ITPB Road Whitefield Bangalore 560 048 India

Tel +91 80 2297 9123 Fax +91 80 2841 1474

www.tataelxsi.com

(CIN-L85110KA1989PLC009968)

TATA ELXSI LIMITED

CIN: L85110KA1989PLC009968

Regd. Office: ITPB Road, Whitefield, Bengaluru - 560 048

email:investors@tataelxsi.com

www.tataelxsi.com

STATEMENT OF AUDITED FINANCIAL RESULTS FOR THE QUARTER AND YEAR TO DATE FOR THE PERIOD FROM APRIL 1, 2019 TO SEPTEMBER 30, 2019

₹ lakhs

Particulars	Quarter ended			Year to date for the period from		Year ended
	Sep 30, 2019	Jun 30, 2019	Sep 30, 2018	Apr 1, 2019 to Sep 30, 2019	Apr 1, 2018 to Sep 30, 2018	Mar 31, 2019
1 Income from operations						
(a) Revenue from operations	38,582.67	36,171.02	40,278.41	74,753.69	78,481.89	1,59,693.16
(b) Other income (Refer note 2)	1,239.16	1,210.70	2,331.94	2,449.86	3,116.64	4,346.16
Total income from operations (net)	39,821.83	37,381.72	42,610.35	77,203.55	81,598.53	1,64,039.32
2 Expenses						
(a) Purchases	2,323.29	1,477.97	2,256.97	3,801.26	4,541.23	10,056.19
(b) Changes in inventories of stock-in-trade	(15.35)	47.34	-	31.99	-	(166.23)
(c) Employee benefit expense (Refer note 5)	23,699.36	21,751.80	21,432.70	45,451.16	41,054.21	84,258.08
(d) Finance costs	135.54	132.11	-	267.65	-	-
(e) Depreciation and amortisation expense	1,096.04	1,044.73	608.30	2,140.77	1,218.67	2,509.65
(f) Other expenses	5,539.41	5,908.86	5,916.73	11,448.27	11,562.46	24,041.76
Total expenses	32,778.29	30,362.81	30,214.70	63,141.10	58,376.57	1,20,699.45
3 Profit before tax (1-2)	7,043.54	7,018.91	12,395.65	14,062.45	23,221.96	43,339.87
4 Tax expense						
a) Current tax	2,050.00	2,243.00	4,229.86	4,293.00	8,070.83	14,367.80
b) Deferred tax	13.03	(103.41)	(52.58)	(90.38)	(117.03)	(24.82)
Total tax	2,063.03	2,139.59	4,177.28	4,202.62	7,953.80	14,342.98
5 Net profit for the period / year (3-4)	4,980.51	4,879.32	8,218.37	9,859.83	15,268.16	28,996.89
6 Other comprehensive income / (losses)						
(i) items that will not be reclassified to profit or loss	(283.40)	(130.96)	(183.59)	(414.36)	(260.32)	(458.40)
(ii) Income tax relating to items that will not be reclassified to profit or loss	99.03	45.76	64.42	144.79	90.97	160.18
Total other comprehensive income / (losses)	(184.37)	(85.20)	(119.17)	(269.57)	(169.35)	(298.22)
7 Total comprehensive income (5+6)	4,796.14	4,794.12	8,099.20	9,590.26	15,098.81	28,698.67
8 Paid-up equity share capital (face value ₹ 10/- each)	6,227.64	6,227.64	6,227.64	6,227.64	6,227.64	6,227.64
9 Reserves excluding revaluation reserves as per balance sheet of previous accounting year						88,047.63
10 Earnings per share (Refer note 6)						
- Basic EPS (₹)	8.00	7.83	13.20	15.83	24.52	46.56
- Diluted EPS (₹)	8.00	7.83	13.20	15.83	24.52	46.56

AUDITED SEGMENT WISE REVENUE AND RESULTS


₹ lakhs

Particulars	Quarter ended			Year to date for the period from		Year ended
	Sep 30, 2019	Jun 30, 2019	Sep 30, 2018	Apr 1, 2019 to Sep 30, 2019	Apr 1, 2018 to Sep 30, 2018	Mar 31, 2019
1 Segment revenue						
(a) Software development & services	37,323.75	35,191.57	39,145.44	72,515.32	76,067.48	1,54,313.33
(b) System integration & support services	1,258.92	979.45	1,132.97	2,238.37	2,414.41	5,379.83
Total	38,582.67	36,171.02	40,278.41	74,753.69	78,481.89	1,59,693.16
2 Segment results						
(a) Software development & services	9,981.05	7,836.94	12,952.86	17,817.99	24,484.34	45,590.46
(b) System integration & support services	248.12	19.12	197.22	267.24	338.01	923.20
Total	10,229.17	7,856.06	13,150.08	18,085.23	24,822.35	46,513.66
Less: Finance costs	135.54	132.11	-	267.65	-	-
Less: Unallocable expenditure (net of unallocable income)	3,050.09	705.04	754.43	3,755.13	1,600.39	3,173.79
Profit before tax	7,043.54	7,018.91	12,395.65	14,062.45	23,221.96	43,339.87
3 i) Segment assets						
(a) Software development & services	55,635.23	51,034.77	53,878.95	55,635.23	53,878.95	54,239.86
(b) System integration & support services	1,883.24	1,665.79	1,526.56	1,883.24	1,526.56	1,915.11
(c) Unallocable assets	61,398.56	68,355.39	46,731.39	61,398.56	46,731.39	58,183.91
Total	1,18,917.03	1,21,055.95	1,02,136.90	1,18,917.03	1,02,136.90	1,14,338.88
ii) Segment liabilities						
(a) Software development & services	19,003.86	16,399.02	10,847.95	19,003.86	10,847.95	12,683.88
(b) System integration & support services	1,049.77	1,072.54	950.63	1,049.77	950.63	1,125.11
(c) Unallocable liabilities	5,453.24	4,834.90	9,662.91	5,453.24	9,662.91	6,254.62
Total	25,506.87	22,306.46	21,461.49	25,506.87	21,461.49	20,063.61

Notes on segment information

Business segments

The company is structured into two industry verticals- software development & services and system integration & support services. Accordingly, the information has been presented along these business segments.



TATA ELXSI LIMITED

CIN: L85110KA1989PLC009968

Regd. Office: ITPB Road, Whitefield, Bengaluru - 560 048

email:investors@tataelxsi.com

www.tataelxsi.com


STATEMENT OF AUDITED FINANCIAL RESULTS FOR THE QUARTER AND YEAR TO DATE FOR THE PERIOD FROM APRIL 1, 2019 TO SEPTEMBER 30, 2019

AUDITED BALANCE SHEET AS AT SEPTEMBER 30, 2019

₹ lakhs

Particulars	As at Sep 30, 2019	As at Mar 31, 2019
ASSETS		
Non-current assets		
(a) Property, plant and equipment	13,826.80	8,724.93
(b) Capital work-in-progress	49.07	44.75
(c) Intangible assets	1,292.08	1,393.79
(d) Financial assets		
(i) Investments *	-	-
(ii) Other financial assets	1,547.81	1,514.17
(e) Deferred tax assets (net)	1,004.00	597.00
(f) Other assets	252.30	255.49
(g) Tax assets (net)	977.83	1,008.23
Total non-current assets	18,949.89	13,538.36
Current assets		
(a) Inventories	134.24	166.23
(b) Financial assets		
(i) Trade receivables	33,615.93	35,654.12
(ii) Cash and cash equivalents	7,386.34	5,371.04
(iii) Other bank balances	43,081.96	46,210.42
(iv) Loans	64.19	75.83
(v) Other financial assets	6,188.29	6,397.13
(c) Tax assets (net)	958.31	-
(d) Other assets	8,537.88	6,925.75
Total current assets	99,967.14	1,00,800.52
TOTAL ASSETS	1,18,917.03	1,14,338.88
EQUITY AND LIABILITIES		
Equity		
(a) Share capital	6,227.64	6,227.64
(b) Other equity	87,182.52	88,047.63
Total equity	93,410.16	94,275.27
Liabilities		
Non-current liabilities		
(a) Provisions	3,732.13	1,242.12
(b) Tax liabilities (net)	195.21	135.98
(c) Financial liabilities		
(i) Borrowing - Lease liabilities	4,394.29	-
Total non-current liabilities	8,321.63	1,378.10
Current liabilities		
(a) Financial liabilities		
(i) Borrowing - Lease liabilities	1,421.79	-
(ii) Trade payables		
a) Dues of micro, small and medium enterprises	29.75	-
b) Dues of creditors other than micro, small and medium enterprises	4,539.55	5,549.53
(iii) Other financial liabilities	3,676.35	4,535.48
(b) Other liabilities	6,124.13	6,145.23
(c) Provisions	992.78	835.40
(d) Tax liabilities (net)	400.89	1,619.87
Total current liabilities	17,185.24	18,685.51
TOTAL EQUITY AND LIABILITIES	1,18,917.03	1,14,338.88

* value is less than a lakh



TATA ELXSI LIMITED

CIN: L85110KA1989PLC009968

Regd. Office: ITPB Road, Whitefield, Bengaluru - 560 048

email:investors@tataelxsi.com

www.tataelxsi.com

STATEMENT OF AUDITED FINANCIAL RESULTS FOR THE QUARTER AND YEAR TO DATE FOR THE PERIOD FROM APRIL 1, 2019 TO SEPTEMBER 30, 2019

AUDITED STATEMENT OF CASH FLOW		
	₹ lakhs	
	For the period ended	
	Sep 30, 2019	Sep 30, 2018
A. Cash flows from operating activities		
Profit for the period	9,859.83	15,268.16
Adjustment for:		
Income tax expense recognised in profit and loss	4,202.62	7,953.80
Depreciation and amortisation	2,140.77	1,218.67
Interest income recognised in profit and loss	(1,678.25)	(1,251.69)
Finance costs	267.65	-
Bad debts written off	4.47	34.57
Provision for doubtful debts	241.08	(13.63)
Loss/(Profit) on sale of assets	2.29	-
Net loss / (gain) arising on financial assets mandatorily measured at fair value through profit and loss	278.72	(21.57)
Net unrealised exchange (gains)	(160.46)	(739.85)
Operating profit before working capital changes	15,158.72	22,448.46
Movement in working capital:		
Adjustments for (increase) / decrease in operating assets:		
Loans	11.64	(12.05)
Unbilled revenue	(160.14)	569.26
Other financial assets	(14.80)	83.36
Other assets	(1,590.43)	(3,876.82)
Inventories	31.99	-
Trade receivables	1,938.73	(3,228.72)
Adjustments for increase / (decrease) in operating liabilities:		
Provisions	2,647.39	372.44
Trade payables	(974.80)	601.47
Other financial liabilities	(761.55)	(418.21)
Other liabilities	(435.46)	(253.25)
Cash generated from operations	15,851.29	16,285.94
Income tax paid (net)	(6,380.66)	(6,455.17)
Cash generated from operating activities - (A)	9,470.63	9,830.77
B. Cash flows from investing activities		
Purchase of property, plant and equipment and intangibles	(1,112.37)	(1,537.10)
Proceeds from sale of property, plant and equipment and intangibles	-	0.64
Fixed deposit with banks having original maturity over 3 months , net	3,200.00	(1,800.00)
Interest received	1,749.67	1,065.34
Cash generated from / (used in) investing activities - (B)	3,837.30	(2,271.12)
C. Cash flows from financing activities		
Payment of lease liability	(1,075.91)	-
Dividend including dividend tax paid	(10,207.01)	(8,258.53)
Cash used in financing activities - (C)	(11,282.92)	(8,258.53)
Net increase/(decrease) in cash and cash equivalents (A+B+C)	2,025.01	(698.88)
Cash and cash equivalents as at beginning of the period	5,371.04	8,321.01
Effects of exchange rate changes on the balances of cash and cash equivalents held in foreign currencies	(9.71)	108.70
Cash and cash equivalents as at end of the period	7,386.34	7,730.83



STATEMENT OF AUDITED FINANCIAL RESULTS FOR THE QUARTER AND YEAR TO DATE FOR THE PERIOD FROM APRIL 1, 2019 TO SEPTEMBER 30, 2019

Notes:

1 These results have been prepared in accordance with the Ind AS notified under Companies (Indian Accounting Standards) Rules 2015. These results have been reviewed by the Audit Committee and approved by the Board of Directors at its meeting held on October 21, 2019. The statutory auditors have expressed an unmodified audit opinion on these results.

2 Other income includes:

₹ lakhs

	Quarter ended			Year to date for the period from		Year ended
	Sep 30, 2019	Jun 30, 2019	Sep 30, 2018	Apr 1, 2019 to Sep 30, 2019	Apr 1, 2018 to Sep 30, 2018	Mar 31, 2019
Exchange gain / (loss)	(1.72)	(111.46)	1,469.02	(113.18)	1,464.55	349.43

3 Effective April 1, 2019, the Company adopted Ind AS 116 "Leases", applied to its leases contracts existing on April 1, 2019 using the modified retrospective method and has taken the cumulative adjustment to retained earnings, on the date of initial application. Accordingly, the Company has not restated comparative information.

4 On April 24, 2019 the Board of Directors of the Company had proposed a final dividend of ₹ 13.50 per equity share in respect of the year ended March 31, 2019. The same has been approved by shareholders at the Annual General meeting held on July 17, 2019. Accordingly, during the quarter ended September 30, 2019 the Company has paid total dividend of ₹ 13.50 per equity share and the applicable dividend distribution tax thereon.

5 During the current quarter, the board has approved for special retiral benefits payable to the Managing Director who retired in October 2019. Accordingly, the Company has recorded ₹ 2,163 lakhs of payable by giving corresponding charge in the statement of profit and loss under employee benefit expense in the current quarter.

6 The earnings per share (basic and diluted) for the interim periods have not been annualised.


7 The results of the Company for the quarter ended September 30, 2019 are available on the Company's website - www.tataelxsi.com

8 Previous periods'/year's figures have been regrouped wherever necessary.

By Order of the Board
for TATA ELXSI LIMITED


Manoj Raghavan
Managing Director
DIN: 0008458315

Bengaluru, October 21, 2019



B S R & Co. LLP

Chartered Accountants

Maruthi Info-Tech Centre
11-12/1 Inner Ring Road
Koramangala
Bangalore 560 071 India

Telephone: + 91 80 3980 6000
Fax: + 91 80 3980 6999

INDEPENDENT AUDITOR'S REPORT

TO THE BOARD OF DIRECTORS OF TATA ELXSI LIMITED

Report on the audit of the Financial Results

Opinion

We have audited the accompanying quarterly financial results of Tata Elxsi Limited ("the company") for the quarter ended 30 September 2019 and the year to date results for the period from 1 April 2019 to 30 September 2019, attached herewith, being submitted by the company pursuant to the requirement of Regulation 33 of the SEBI (Listing Obligations and Disclosure Requirements) Regulations, 2015, as amended ("Listing Regulations").

In our opinion and to the best of our information and according to the explanations given to us these financial results:

- i. are presented in accordance with the requirements of Regulation 33 of the Listing Regulations in this regard; and
- ii. give a true and fair view in conformity with the recognition and measurement principles laid down in the applicable accounting standards and other accounting principles generally accepted in India of the net profit and other comprehensive income and other financial information for the quarter ended 30 September 2019 as well as the year to date results for the period from 1 April 2019 to 30 September 2019.

Basis for Opinion

We conducted our audit in accordance with the Standards on Auditing ("SAs") specified under section 143(10) of the Companies Act, 2013 ("the Act"). Our responsibilities under those SAs are further described in the *Auditor's Responsibilities for the Audit of the Financial Results* section of our report. We are independent of the Company in accordance with the Code of Ethics issued by the Institute of Chartered Accountants of India together with the ethical requirements that are relevant to our audit of the financial results under the provisions of the Act and the Rules thereunder, and we have fulfilled our other ethical responsibilities in accordance with these requirements and the Code of Ethics. We believe that the audit evidence we have obtained is sufficient and appropriate to provide a basis for our opinion.



INDEPENDENT AUDITOR'S REPORT *(continued)*

Management's and Board of Directors' Responsibilities for the Financial Results

These quarterly financial results as well as the year to date financial results have been prepared on the basis of the condensed interim Ind AS financial statements. The Company's Management and Board of Directors are responsible for the preparation of these financial results that give a true and fair view of the net profit/loss and other comprehensive income and other financial information in accordance with the recognition and measurement principles laid down in Indian Accounting Standard 34, 'Interim Financial Reporting' prescribed under Section 133 of the Act and other accounting principles generally accepted in India and in compliance with Regulation 33 of the Listing Regulations. This responsibility also includes maintenance of adequate accounting records in accordance with the provisions of the Act for safeguarding of the assets of the Company and for preventing and detecting frauds and other irregularities; selection and application of appropriate accounting policies; making judgments and estimates that are reasonable and prudent; and design, implementation and maintenance of adequate internal financial controls that were operating effectively for ensuring the accuracy and completeness of the accounting records, relevant to the preparation and presentation of the financial results that give a true and fair view and are free from material misstatement, whether due to fraud or error.

In preparing the financial results, the Management and the Board of Directors are responsible for assessing the Company's ability to continue as a going concern, disclosing, as applicable, matters related to going concern and using the going concern basis of accounting unless the Board of Directors either intends to liquidate the Company or to cease operations, or has no realistic alternative but to do so.

The Board of Directors is also responsible for overseeing the Company's financial reporting process.

Auditor's Responsibilities for the Audit of the Financial Results

Our objectives are to obtain reasonable assurance about whether the financial results as a whole are free from material misstatement, whether due to fraud or error, and to issue an auditor's report that includes our opinion. Reasonable assurance is a high level of assurance, but is not a guarantee that an audit conducted in accordance with SAs will always detect a material misstatement when it exists. Misstatements can arise from fraud or error and are considered material if, individually or in the aggregate, they could reasonably be expected to influence the economic decisions of users taken on the basis of these financial results.

As part of an audit in accordance with SAs, we exercise professional judgment and maintain professional skepticism throughout the audit. We also:

- Identify and assess the risks of material misstatement of the financial results, whether due to fraud or error, design and perform audit procedures responsive to those risks, and obtain audit evidence that is sufficient and appropriate to provide a basis for our opinion. The risk of not detecting a material misstatement resulting from fraud is higher than for one resulting from error, as fraud may involve collusion, forgery, intentional omissions, misrepresentations, or the override of internal control.
- Obtain an understanding of internal control relevant to the audit in order to design audit procedures that are appropriate in the circumstances, but not for the purpose of expressing an opinion on the effectiveness of the company's internal control.
- Evaluate the appropriateness of accounting policies used and the reasonableness of accounting estimates and related disclosures in the financial results made by the Management and Board of Directors.



INDEPENDENT AUDITOR'S REPORT *(continued)*

Auditor's Responsibilities for the Audit of the Financial Results *(continued)*

- Conclude on the appropriateness of the Management and Board of Directors' use of the going concern basis of accounting and, based on the audit evidence obtained, whether a material uncertainty exists related to events or conditions that may cast significant doubt on the Company's ability to continue as a going concern. If we conclude that a material uncertainty exists, we are required to draw attention in our auditor's report to the related disclosures in the financial results or, if such disclosures are inadequate, to modify our opinion. Our conclusions are based on the audit evidence obtained up to the date of our auditor's report. However, future events or conditions may cause the Company to cease to continue as a going concern.
- Evaluate the overall presentation, structure and content of the financial results, including the disclosures, and whether the financial results represent the underlying transactions and events in a manner that achieves fair presentation.

We communicate with those charged with governance regarding, among other matters, the planned scope and timing of the audit and significant audit findings, including any significant deficiencies in internal control that we identify during our audit.

We also provide those charged with governance with a statement that we have complied with relevant ethical requirements regarding independence, and to communicate with them all relationships and other matters that may reasonably be thought to bear on our independence, and where applicable, related safeguards.

for **B S R & Co. LLP**

Chartered Accountants

Firm's Registration No.: 101248W/W-100022



Sanjay Sharma

Partner

Membership Number: 063980

UDIN: 19063980AAAABV2778

Place: Bengaluru

Date: 21 October 2019