



SUNGOLD
CAPITAL LIMITED

CIN: L65910GJ1993PLCO18956

Date: October 29, 2021

To,
The Manager,
Corporate Relations Department
The Bombay Stock Exchange Limited,
P. J. Tower, Dalal Street,
Fort, Mumbai – 400 001

Scrip Code: 531433

Subject: Outcome of the Board Meeting

Dear Sir/Madam,

In pursuant to the provision of Regulation 30 and Regulation 33 of the SEBI (Listing Obligations and Disclosure Requirements) Regulations, 2015, as amended, we would like to inform you that the Board of Directors in their Meeting held today i.e. **29th October 2021** at the registered office of the company, inter alia;

1. Approved Unaudited Standalone Financial Results, Statement of Asset & Liabilities and Statement of Cash Flow of the Company prepared as per Indian Accounting Standard (Ind AS) for the Quarter and Half Year ended on 30th September 2021.
2. Noted the Limited Review Report of the Unaudited Standalone Financial Results of the Company for the Quarter and Half Year ended on 30th September 2021 issued by the Auditors of the Company.

The Board Meeting was commenced at 03.30 pm and concluded at 05.00 pm.

Kindly take the same on your records and oblige.

Thanking You,

Yours Faithfully,

For Sungold Capital Limited

Shreya Shah
Company Secretary & Compliance Officer
Membership No: A59076



Registered Office Address:- House No.7/13, Opp White Tower, Station Road, Nandod, Rajpipla, Narmada – 393145

Corporate Office Address:- B/618, 6th Floor, Jaswanti Allied Business Centre, Off: Ramchandra Lane Extn, Kachpada, Malad – West, Mumbai 400064

www.sungoldcapitallimited.com sungold2006@gmail.com | info@sungoldcapitallimited.com

+91-9022791662 / 022-28891692



SUNGOLD
CAPITAL LIMITED

CIN: L65910GJ1993PLCO18956

Date: October 29, 2021

To,
The Manager,
Corporate Relations Department
The Bombay Stock Exchange Limited,
P. J. Tower, Dalal Street,
Fort, Mumbai – 400 001

SCRIP CODE: 531433

Sub: Unaudited Financial Result for the Quarter and Half Year ended September 30, 2021

Dear Sir/Madam,

Pursuant to Regulation 33 of SEBI (Listing Obligation and Disclosure Requirement) Regulations, 2015, we are enclosing herewith the Unaudited Financial Result, Statement of Asset & Liability and Statement of Cash Flow along with the Limited Review Report of the Company for the quarter and half year ended September 30, 2021.

The Board Meeting was commenced at 03.30 pm and concluded at 05.00 pm.

Kindly take the same on your records and acknowledge the receipt of same.

Thanking You,

Yours Faithfully,

For Sungold Capital Limited

Shreya Shah
Company Secretary & Compliance Officer
Membership No. - A59076



Encl: As above


Registered Office Address:- House No.7/13, Opp White Tower, Station Road, Nandod, Rajpipla, Narmada - 393145

Corporate Office Address:- B/618, 6th Floor, Jaswanti Allied Business Centre, Off: Ramchandra Lane Extn, Kachpada, Malad - West, Mumbai 400064

☎ www.sungoldcapitallimited.com ✉ sungold2006@gmail.com | info@sungoldcapitallimited.com

☎ +91-9022791662 / 022-28891692

SUNGOLD CAPITAL LIMITED							
(CIN:L65910GJ193PLC018956)							
Registered off: House no. 7/13 Opp White Tower, Station Road,Nandod Rajpipla Narmada Gujarat 393145							
Corporate off: B/618, Jaswanti Allied Business Centre, off. Ramchandra Lane Extn: Kachpada, Malad - West, Mumbai - 400064							
Website: www.sungoldcapitallimited.com e-mail: sungold2006@gmail.com, info@sungoldcapitallimited.com							
Statement of Unaudited Financial Results for the Quarter and Half Year Ended 30.09.2021							
(Rs. In Lakhs except EPS)							
PART I	Standalone						
	QUARTER ENDED			HALF YEAR ENDED		YEAR ENDED	
Particulars	30/09/2021	30/06/2021	30/09/2020	30/09/2021	30/09/2020	31/03/2021	31/03/2020
	Unaudited	Unaudited	Unaudited	Unaudited	Unaudited	Audited	Audited
Revenue from Operations							
Interest Income	34.695	37.618	41.267	72.313	87.124	171.616	180.740
Dividend Income	0.000	0.000	0.000	0.000	0.000	0.000	0.000
Rental Income	0.000	0.000	0.000	0.000	0.000	0.000	0.000
Fees and commission Income	0.000	0.000	0.000	0.000	0.000	0.000	0.000
Net gain on fair value changes	0.000	0.000	0.000	0.000	0.000	0.000	0.000
Net gain on derecognition of financial instruments under amortised cost category	0.000	0.000	0.000	0.000	0.000	0.000	0.000
Sale of products(including Excise Duty)	0.000	0.000	0.000	0.000	0.000	0.000	0.000
Sale of services	0.550	0.400	2.780	0.950	6.039	9.249	2.995
Others (to be specified)	0.000	0.000	0.000	0.000	0.000	0.000	0.000
1. Total Revenue from operations	35.245	38.018	44.047	73.263	93.163	180.865	183.735
2. Other Income (to be specified)	0.000	0.000	0.033	0.000	1.435	0.033	0.303
3.Total Income (1+2)	35.245	38.018	44.080	0.000	94.598	180.898	184.038
Expenses							
a. Cost of materials consumed	0.000	0.000	0.000	0.000	0.000	0.000	0.000
b. Purchases of stock-in-trade	0.000	0.000	0.000	0.000	0.000	0.000	0.000
c. Changes in inventories of finished goods, work-in-progress and stock-in-trade	0.000	0.000	0.000	0.000	0.000	0.000	0.000
d. Employee benefits expense	10.825	13.066	22.920	23.890	40.006	81.053	83.956
e. Finance costs	0.000	0.000	0.000	0.000	0.000	0.000	0.000
f. Depreciation and amortisation expense	0.000	0.000	0.002	0.000	0.004	0.007	0.030
g. Fees and commission expense	0.000	0.000	0.000	0.000	0.000	0.000	0.000
h. Net loss on fair value changes	0.000	0.000	0.000	0.000	0.000	0.000	0.000
i. Net loss on derecognition of financial instruments under amortised cost category	0.000	0.000	0.000	0.000	0.000	0.000	0.000
j. Impairment on financial instruments	0.000	0.000	0.000	0.000	0.000	0.000	0.000
k. Other expenditure	20.313	22.427	17.466	42.740	47.069	95.712	96.134
4. Total Expenditure	31.138	35.493	40.388	66.630	87.079	176.772	180.120
5. Profit/(Loss) before exceptional items and tax (3-4)	4.107	2.525	3.692	6.633	7.519	4.126	3.918
6. Exceptional items	0.000	0.000	0.000	0.000	0.000	0.000	0.000
7.Total profit before tax (5-6)	4.107	2.525	3.692	6.633	7.519	4.126	3.918
8. Tax expense							
(a) Current tax	0.671	0.158	0.892	0.829	1.887	0.967	0.870
(b) Deferred tax	0.000	0.000	0.000	0.000	0.000	0.105	0.148
Total Tax Expense	0.671	0.158	0.892	0.829	1.887	1.072	1.018
9. Net Profit (Loss) for the period from continuing operations after tax (7-8)	3.436	2.367	2.800	5.804	5.632	3.054	2.900
10. Profit (Loss) from discontinued operations before tax	0.000	0.000	0.000	0.000	0.000	0.000	0.000
11. Tax Expense of discontinued operations	0.000	0.000	0.000	0.000	0.000	0.000	0.000
12. Net Profit (Loss) from discontinuing operations (after tax) (10-11)	0.000	0.000	0.000	0.000	0.000	0.000	0.000
13. Profit (loss) for the period (9+12)	3.436	2.367	2.800	5.804	5.632	3.054	2.900
14.Other Comprehensive Income							
(A) (i) Items that will not be reclassified to profit or loss	0.000	0.000	0.000	0.000	0.000	0.000	0.000
(ii) Income tax relating to items that will not be reclassified to profit or loss	0.000	0.000	0.000	0.000	0.000	0.000	0.000
Subtotal (A)	0.000	0.000	0.000	0.000	0.000	0.000	0.000
(B) (i) Items that will be reclassified to profit or loss	0.000	0.000	0.000	0.000	0.000	0.000	0.000
(ii) Income tax relating to items that will be reclassified to profit or loss	0.000	0.000	0.000	0.000	0.000	0.000	0.000
Subtotal (B)	0.000	0.000	0.000	0.000	0.000	0.000	0.000
Other Comprehensive Income (A + B)	0.000	0.000	0.000	0.000	0.000	0.000	0.000
15. Total Comprehensive Income for the period (13+14) (Comprising Profit (Loss) and other Comprehensive Income for the period)	3.436	2.367	2.800	5.804	5.632	3.054	2.900
16.Total profit or loss, attributable to							
Profit or loss, attributable to owners of parent	0.000	0.000	0.000	0.000	0.000	0.000	0.000
Total profit or loss, attributable to non-controlling interests	0.000	0.000	0.000	0.000	0.000	0.000	0.000
17.Total Comprehensive income for the period attributable to							
Comprehensive income for the period attributable to owners of parent	0.000	0.000	0.000	0.000	0.000	0.000	0.000
Total comprehensive income for the period attributable to owners of parent non-controlling interests	0.000	0.000	0.000	0.000	0.000	0.000	0.000
18. Details of equity share capital							
Paid-up equity share capital	1840.350	1840.350	1840.350	1840.350	1840.350	1840.350	1840.350
Face value of equity share capital	10.000	10.000	10.000	10.000	10.000	10.000	10.000
Reserve excluding Revaluation Reserve as per balance sheet of previous accounting year	0.000	0.000	0.000	0.000	0.000	360.833	357.779
19. Earnings Per Share (EPS)(for continuing operations)							
a) Basic	0.019	0.013	0.015	0.032	0.031	0.017	0.016
b) Diluted	0.019	0.013	0.015	0.032	0.031	0.017	0.016
20. Earnings Per Share (EPS)(for discontinued operations)							
a) Basic	0.000	0.000	0.000	0.000	0.000	0.000	0.000
b) Diluted	0.000	0.000	0.000	0.000	0.000	0.000	0.000
21. Earnings per equity share (for continuing and discontinued operations)							
a) Basic	0.019	0.013	0.015	0.032	0.031	0.017	0.016
b) Diluted	0.019	0.013	0.015	0.032	0.031	0.017	0.016
22. Debt equity ratio	0.000	0.000	0.000	0.000	0.000	0.000	0.000
23. Debt service coverage ratio	0.000	0.000	0.000	0.000	0.000	0.000	0.000
24. Interest service coverage ratio	0.000	0.000	0.000	0.000	0.000	0.000	0.000



SEGMENT REPORTING

PART-II							
Particulars	QUARTER ENDED			HALF YEAR ENDED		YEAR ENDED	
	30/09/2021	30/06/2021	30/09/2020	30/09/2021	30/09/2020	31/03/2021	31/03/2020
	Unaudited	Unaudited	Unaudited	Unaudited	Unaudited	Audited	Audited
1. Segment Revenue							
(net sale/income from each segment should be disclosed under this head)							
(a) Segment – Entertainment	0.250	0.230	2.500	0.480	5.500	8.200	2.214
(b) Segment – Software Development	0.300	0.170	0.280	0.470	0.539	1.049	0.781
(c) Segment – NBFC	34.695	37.618	41.300	72.313	88.559	171.649	181.043
(d) Unallocated	0.000	0.000	0.000	0.000	0.000	0.000	0.000
Total	35.245	38.018	44.080	73.263	94.598	180.898	184.038
Less : Inter segment Revenue	0.000	0.000	0.000	0.000	0.000	0.000	0.000
Net sales/Income From Operations	35.245	38.018	44.080	73.263	94.598	180.898	184.038
2 Segment Results (Profit)(+)/ Loss (-) before tax and interest from Each segment)							
(a) Segment – Entertainment	0.054	0.040	1.665	0.094	2.153	2.283	-2.683
(b) Segment – Software Development	0.180	0.040	0.110	0.220	0.199	0.409	0.460
(c) Segment – NBFC	3.873	2.445	1.917	6.319	5.167	1.434	6.142
(d) Unallocated	0.000	0.000	0.000	0.000	0.000	0.000	0.000
Total	4.107	2.525	3.692	6.633	7.519	4.126	3.919
Less:							
(i) Interest**	0.000	0.000	0.000	0.000	0.000	0.000	0.000
(ii) Other Un-allocable Expenditure net off	0.000	0.000	0.000	0.000	0.000	0.000	0.000
(iii) Un-allocable income	0.000	0.000	0.000	0.000	0.000	0.000	0.000
Total Profit Before Tax	4.107	2.525	3.692	6.633	7.519	4.126	3.919
3.Capital Employed							
(Segment assets – Segment Liabilities)							
(a) Segment – Entertainment	0.296	0.310	0.706	0.296	0.706	0.311	0.711
(b) Segment – Software Development	0.000	0.000	0.000	0.000	0.000	0.000	0.000
(c) Segment – NBFC	2206.689	2,203.238	2203.054	2206.689	2203.054	2200.871	2197.418
(d) Unallocated	0.000	0.000	0.000	0.000	0.000	0.000	0.000
Total	2206.985	2203.548	2203.760	2206.985	2203.760	2201.182	2198.129

NOTES:

1. The above Standalone Audited Financial Results of the Company have been Reviewed by the Audit Committee and approved by the Board of Directors at their respective meeting held on 29th October, 2021 on Friday. The Report of Statutory Auditors is being filed with the Bombay Stock Exchange and the same is available on Company's website.

2. The Company is operating with NBFC, Entertainment segments & software development. Accordingly, segment-wise information has been given. This is in line with the requirement of AS 17 "Segment Reporting"

3. The Company has adopted Indian Accounting Standards ('Ind AS') notified under section 133 of the Companies Act, 2013 ('the Act') read with the Companies (Indian Accounting Standards) Rules, 2015 from 01st April, 2019

4. Previous year/period's figure has been rearranged/ regrouped wherever necessary.


For Sungold Capital Limited



Rajiv Kotia
Chairman & Managing Director
DIN: 00135912


Place: Rajnipla
Date: 29.10.2021



SUNGOLD CAPITAL LIMITED			
(CIN:L65910GJ1993PLC018956)			
Registered off: House no. 7/13 Opp White Tower, Station Road,Nandod Rajpipla Narmada Gujarat 393145			
Corporate off: B/618, Jaswanti Allied Business Centre, off: Ramchandra Lane Extn; Kachpada, Malad - West, Mumbai - 400064			
Website: www.sungoldcapitallimited.com E-mail: sungold2006@gmail.com, info@sungoldcapitallimited.com			
Statement of Assets and Liabilities as at 30, September 2021.			
I.		As at September 30, 2021	As at March 31, 2021
		Unaudited	Audited
I.	ASSETS		
	(1) Financial Assets		
	(a) Cash and cash equivalents	5.241	14.544
	(b) Bank balance other than (a) above	0.000	0.000
	(c)Derivative financial instruments	0.000	0.000
	(d)Receivables		
	(1) Trade Receivables	0.000	0.000
	(2) Other Receivables	0.000	0.000
	(e) Loans	2213.292	2197.285
	(f) Investments	25.000	25.000
	(g) Other Financial assets	0.000	0.000
	(2) Non Financial Assets		
	(a) Current Assets (net)	5.693	5.318
	(b) Deferred tax assets (net)	0.000	0.000
	(c) Property, Plant and Equipment	0.000	0.000
	(d) Capital work-in-progress	0.000	0.000
	(e) Intangible Assets Under Development	0.000	0.000
	(f) Other Intangible assets	0.000	0.000
	(g) Other non financial assets (to be specified)	0.000	0.000
	TOTAL ASSETS	2249.226	2242.147
II	LIABILITIES AND EQUITY		
	LIABILITIES		
	(1) Financial Liabilities		
	(a) Derivative financial instruments	0.000	0.000
	(b) Payables		
	(I) Trade payables		
	(i) total outstanding dues of micro enterprises and small enterprises	0.000	0.000
	(ii) total outstanding dues of creditors other than micro enterprises and small enterprises	27.307	19.355
	(II) Other payables		
	(i) total outstanding dues of micro enterprises and small enterprises	0.000	0.000
	(ii) total outstanding dues of creditors other than micro enterprises and small enterprises	13.042	20.547
	(c) Debt securities	0.000	0.000
	(d) Borrowings (other than debt securities)	0.000	0.000
	(e) Subordinated liabilities	0.000	0.000
	(f) Other financial liabilities	0.000	0.000
	(2) Non - Financial Liabilities		
	(a) Current tax liabilities (net)	1.796	0.967
	(b) Provisions	0.000	0.000
	(c) Deferred tax liabilities (net)	0.095	0.095
	(d) Other non- financial liabilities	0.000	0.000
	EQUITY		
	(a) Equity share capital	1840.350	1840.350
	(b) Other Equity	366.636	360.833
	TOTAL LIABILITIES AND EQUITY	2249.226	2242.147
<div> <div>Place: Rajpipla</div> <div>Date: 29.10.2021</div> </div> <div> <div>For Sungold Capital Limited</div> <div>  </div> <div> Mr. Rajiv Kotia Chairman & Managing Director DIN:00135912 </div> </div>			

SUNGOLD CAPITAL LIMITED			
(CIN: L65910GJ1993PLC018956)			
Registered off: House no. 7/13 Opp. White Tower, Station Road, Nandod Rajpipla Narmada Gujarat 393145			
Corporate off: B/618, Jaswanti Allied Business Centre, off: Ramchandra Lane Extn; Kachpada, Malad - West, Mumbai - 400064			
Website: www.sungoldcapitallimited.com E-mail: sungold2006@gmail.com, info@sungoldcapitallimited.com			
Statement of Cash Flow for the Half Year ended as on 30, September 2021.			
	Particulars	(In Lakhs)	
		Six months ended Amount (in Rs.)	Year ended Amount (in Rs.)
Part I	Statement of cash flows		
	Cash flows from used in operating activities		
	Profit before tax	6.633	4.126
	Adjustments for reconcile profit (loss)	-	-
	Adjustments for finance costs	-	-
	Adjustments for decrease (increase) in inventories	-	-
	Adjustments for decrease (increase) in trade receivables, current	-	-
	Adjustments for decrease (increase) in trade receivables, non-current	-	-
	Adjustments for decrease (increase) in other current assets	(0.375)	0.453
	Adjustments for decrease (increase) in other non-current assets	(16.007)	(5.678)
	Adjustments for other financial assets, non-current	-	-
	Adjustments for other financial assets, current	-	-
	Adjustments for other bank balances	-	-
	Adjustments for increase (decrease) in trade payables, current	7.951	5.813
	Adjustments for increase (decrease) in trade payables, non-current	-	-
	Adjustments for increase (decrease) in other current liabilities	(7.505)	6.867
	Adjustments for increase (decrease) in other non-current liabilities	-	-
	Adjustments for depreciation and amortisation expense	-	0.007
	Adjustments for impairment loss reversal of impairment loss recognised in profit or loss	-	-
	Adjustments for provisions, current	-	-
	Adjustments for provisions, non-current	-	-
	Adjustments for other financial liabilities, current	-	-
	Adjustments for other financial liabilities, non-current	-	-
	Adjustments for unrealised foreign exchange losses/gains	-	-
	Adjustments for dividend income	-	-
	Adjustments for interest income	-	-
	Adjustments for share-based payments	-	-
	Adjustments for fair value losses (gains)	-	-
	Adjustments for undistributed profits of associates	-	-
	Other adjustments for which cash effects are investing or financing cash flow	-	-
	Other adjustments to reconcile profit (loss)	-	-
	Other adjustments for non-cash items	-	-
	Share of profit and loss from partnership firm or association of persons or limited liability partnerships	-	-
	Total adjustments for reconcile profit (loss)	(15.936)	7.462
	Net cash flows from (used in) operations	(9.303)	11.588
	Dividends received	-	-
	Interest paid	-	-
	Interest received	-	(0.033)
	Income taxes paid (refund)	-	(0.870)
	Other inflows (outflows) of cash	-	-
	Net cash flows from (used in) operating activities	(9.303)	10.685
	Cash flows from used in investing activities		
	Cash flows from losing control of subsidiaries or other businesses	-	-
	Cash flows used in obtaining control of subsidiaries or other businesses	-	-
	Other cash receipts from sales of equity or debt instruments of other entities	-	-
	Other cash payments to acquire equity or debt instruments of other entities	-	-
	Other cash receipts from sales of interests in joint ventures	-	-
	Other cash payments to acquire interests in joint ventures	-	-
	Cash receipts from share of profits of partnership firm or association of persons or limited liability partnerships	-	-
	Cash payment for investment in partnership firm or association of persons or limited liability partnerships	-	-
	Proceeds from sales of property, plant and equipment	-	-
	Purchase of property, plant and equipment	-	-
	Proceeds from sales of investment property	-	-
	Purchase of investment property	-	-
	Proceeds from sales of intangible assets	-	-
	Purchase of intangible assets	-	-
	Proceeds from sales of intangible assets under development	-	-
	Purchase of intangible assets under development	-	-
	Proceeds from sales of goodwill	-	-
	Purchase of goodwill	-	-
	Proceeds from biological assets other than bearer plants	-	-
	Purchase of biological assets other than bearer plants	-	-
	Proceeds from government grants	-	-
	Proceeds from sales of other long-term assets	-	-
	Purchase of other long-term assets	-	-
	Cash advances and loans made to other parties	-	-
	Cash receipts from repayment of advances and loans made to other parties	-	-
	Cash payments for future contracts, forward contracts, option contracts and swap contracts	-	-
	Cash receipts from future contracts, forward contracts, option contracts and swap contracts	-	-
	Dividends received	-	-
	Interest received	-	0.033
	Income taxes paid (refund)	-	-
	Other inflows (outflows) of cash	-	-
	Net cash flows from (used in) investing activities	-	0.033
	Cash flows from used in financing activities		
	Proceeds from changes in ownership interests in subsidiaries	-	-
	Payments from changes in ownership interests in subsidiaries	-	-
	Proceeds from issuing shares	-	-
	Proceeds from issuing other equity instruments	-	-
	Payments to acquire or redeem entity's shares	-	-
	Payments of other equity instruments	-	-
	Proceeds from exercise of stock options	-	-
	Proceeds from issuing debentures notes bonds etc	-	-
	Proceeds from borrowings	-	-
	Repayments of borrowings	-	-
	Payments of finance lease liabilities	-	-
	Payments of lease liabilities	-	-
	Dividends paid	-	-
	Interest paid	-	-
	Income taxes paid (refund)	-	-
	Other inflows (outflows) of cash	-	-
	Net cash flows from (used in) financing activities	-	-
	Net increase (decrease) in cash and cash equivalents before effect of exchange rate changes	(9.303)	10.718
	Effect of exchange rate changes on cash and cash equivalents	-	-
	Net increase (decrease) in cash and cash equivalents	(9.303)	10.718
	Cash and cash equivalents cash flow statement at beginning of period	14.544	3.820
	Cash and cash equivalents cash flow statement at end of period	5.241	14.544

For Sungold Capital Limited


Rajiv Kotia
Chairman & Managing Director
DIN:00135912

Place: Rajpipla
Date: 29.10.2021



Bhatler & Company

CHARTERED ACCOUNTANTS

LIMITED REVIEW CERTIFICATE FOR THE QUARTER AND HALF YEAR ENDED SEPTEMBER 30, 2021


To
The Board Members
M/s. Sungold Capital Limited

We have reviewed the accompanying statement of Unaudited Financial Result of **M/s. Sungold Capital Limited** for the quarter and half year ended September 30, 2021. This statement is the responsibility of the Company's Management and has been approved by the Board of Directors. Our responsibility is to issue a report on these financial statements based on our review.

We conducted our review in accordance with the Standard on Review Engagement (SRE) 2410, "Review of Interim Financial Information Performed by the Independent Auditor of the Entity", issued by the Institute of Chartered Accountants of India. This standard requires that we plan and perform the review to obtain moderate assurance as to whether the financial statements are free of material misstatement. A review is limited primarily to inquiries of company personnel and analytical procedures applied to financial data and thus provide less assurance than an audit. We have not performed an audit and accordingly, we do not express an audit opinion.

Based on our review conducted as above, nothing has come to our attention that causes us to believe that the accompanying statement of unaudited financial results prepared in accordance with applicable accounting standards and other recognized accounting practices and policies has not disclosed the information required to be disclosed in terms of Regulation 33 of the SEBI (Listing Obligations and Disclosure Requirements) Regulations, 2015 including the manner in which it is to be disclosed, or that it contains any material misstatement.

For M/s. Bhatler & Company
Chartered Accountants
Firm Registration No: 131092W


Daulal H. Bhatler
Proprietor
Membership No: 016937
UDIN: 21016937AAAAKY2320



Place:-Mumbai
Date: - 29.10.2021