



STERLING POWERGENSYS LIMITED

(Formerly known as STERLING STRIPS LIMITED) C.I.N.: L29213MH1904PLC034343
Reg. Off.: Office No. 121, Runwal Commercial Complex, Near Santoshmata Mandir
L.B.S. Marg, Mulund West, Mumbai 400080
Email: sterlingstrips84@gmail.com, sterlingcpc@gmail.com, sales@splsolar.in
Tel.: 2560 5588 Mobile No.: +91 9321803234 www.splsolar.in

Date: 12th February, 2022

To,
The Manager,
Listing Department,
The BSE Limited,
PJ Towers,
Dalal Street,
Mumbai-400 001.

Ref.: Stock Code: 513575

Subject: Submission of documents under Regulation 33 of the SEBI (Listing Obligations and Disclosure Requirements) Regulations, 2015 for the quarter ended 31/12/2021.

Dear Sir,

Pursuant to Regulation 33 of the SEBI (Listing Obligations and Disclosure Requirements) Regulations, 2015, we are enclosing herewith following documents for the quarter ended 31/12/2021 for your reference and records.

1. Unaudited Financial Results for the quarter ended 31/12/2021.
2. Limited Review Report for the quarter ended 31/12/2021.

You are requested to kindly take the same on your records.


Thanking You.

Yours faithfully,

FOR STERLING POWERGENSYS LIMITED

SANKARAN VENKATA SUBRAMANIAN
MANAGING DIRECTOR

DIN: 00107561



STERLING POWERGENSYS LIMITED

(CIN : L29213MH1984PLC034343)

Regd. Off: Office No. 121, Runwal Commercial Complex, L.B.S. Marg, Mulund West, Mumbai - 400 080

Tel No: 022 2560 5588, Email:-investor@splsolar.in, Website : www.splsolar.in


STATEMENT OF UNAUDITED FINANCIAL RESULTS FOR THE QUARTER AND NINE MONTHS ENDED 31st DECEMBER 2021

PARTICULARS	(INR in Lakhs)					
	Three Months Ended			Nine Months Ended		Year ended
	31.12.2021 Reviewed	30.09.2021 Reviewed	31.12.2020 Reviewed	31.12.2021 Reviewed	31.12.2020 Reviewed	31.03.2021 Audited
1 Income from Operations:						
Revenue from Operations	7.35	7.05	8.09	23.71	26.54	36.87
Other Income	68.61	35.21	-	103.82	0.03	3.56
Total Income from Operations	75.96	42.26	8.09	127.53	26.57	40.42
2 Expenditure :						
Cost of Material Consumed	-	-	2.49	-	2.57	2.57
Purchase of stock-in-trade	-	-	-	-	-	-
Changes in inventories of finished goods, work-in-progress and stock in trade	7.35	7.05	2.58	22.83	10.46	17.74
Employee Benefit expense	5.42	6.93	7.32	19.59	22.31	29.74
Finance Costs	4.22	5.04	6.64	14.45	19.93	25.17
Depreciation and Amortisation	6.31	6.47	6.50	19.28	19.49	25.98
Other Expenses	8.36	3.91	8.41	14.71	14.25	19.42
Total Expenditure	31.66	29.41	33.93	90.87	88.99	120.62
3 Profit/Loss before exceptional and extra-ordinary items and Tax	44.30	12.86	(25.84)	36.66	(62.42)	(80.20)
Exceptional Items	-	-	30.00	-	30.00	30.00
4 Profit/Loss before extra-ordinary items and Tax	44.30	12.86	(55.84)	36.66	(92.42)	(110.20)
Tax Expenses	-	-	-	-	-	-
5 Net Profit after Tax for the year	44.30	12.86	(55.84)	36.66	(92.42)	(110.20)
Other Comprehensive Income (net of tax)						
a) Items that will not be reclassified to profit or loss						
i) Remeasurement of defined benefit plans	-	-	-	-	-	-
ii) Income tax relating to items that will not be reclassified to profit or loss	-	-	-	-	-	-
Total Comprehensive Income for the period	44.30	12.86	(55.84)	36.66	(92.42)	(110.20)
6 Paid-up Share Capital	509.60	509.60	509.60	509.60	509.60	509.60
7 Earnings Per Share (EPS)						
(a) Basic	0.87	0.25	(1.10)	0.72	(1.81)	(2.16)
(b) Diluted	0.87	0.25	(1.10)	0.72	(1.81)	(2.16)
Paid-up Equity share capital(Face value INR 10)				509.60		509.60
Other Equity				(675.28)		(711.94)

NOTES :

- This statement has been prepared in accordance with Companies (Indian Accounting Standards) Rules, 2015 (Ind AS) prescribed under section 133 of the Companies Act, 2013 and other recognised accounting practices and policies to the extent applicable.
- The main business of the Company is to sale solar systems and all other activities of the Company revolve around the main business. As such there are no reportable segments, as per the IND AS 108 "Operating Segments" specified under section 133 of the Companies Act,2013.
- The Statutory Auditors of the Company have carried out review of the financial results for the quarter ended and nine months ended on December 31,2021 in compliance with terms of Regulation 33 of the SEBI (Listing Obligations and Disclosure Requirements) Regulations ,2015. The above financial results have been reviewed and recommended by the Audit Committee and subsequently approved by the Board of Directors at its meeting held.
- Figures for the previous periods /year have been regrouped ,restated and /or reclassified wherever considered necessary to make them comparable to the current periods /presentation.
- The aforesaid results have been filed with Stock Exchanges under Regulation 33 of SEBI (Listing Obligations and Disclosure Requirements) Regulations, 2015 are also available on the Stock Exchanges websites and on the website of the Company.

S. Venkata Subramanian
S. Venkata Subramanian
 Managing Director
 DIN No - 00107561



STERLING POWERGENSYS LIMITED

(CIN : L29213MH1984PLC034343)


Regd. Off: Office No. 121, Runwal Commercial Complex, L.B.S. Marg, Mulund West, Mumbai - 400 080

Tel No: 022 2560 5588, Email:-investor@splsolar.in, Website : www.splsolar.in

STATEMENT OF ASSETS AND LIABILITIES AS AT DECEMBER 31, 2021

Particulars	As at December 31, 2021	As at March 31, 2021
	Reviewed	Audited
ASSETS		
Non-current assets		
Property, plant and equipment	192.41	211.19
Other intangible assets	-	0.36
Intangible assets under development	-	-
Financial assets		
(i) Investments	0.13	0.13
(ii) Other financial assets	1.49	1.49
Other non current assets	-	6.54
Total non-current assets	194.02	219.71
Current assets		
Inventories	165.58	188.41
Financial assets		
(i) Trade receivables	1,095.52	1,282.86
(ii) Cash and cash equivalents	0.70	1.17
(iii) Bank balance other than (iii) above	-	-
(iv) Loans	3.45	2.45
(v) Other financial assets	3.06	3.06
Other current assets	303.09	316.19
Total current assets	1,571.41	1,794.15
TOTAL ASSETS	1,765.43	2,013.85
EQUITY AND LIABILITIES		
EQUITY		
Equity share capital	509.60	509.60
Other equity	(675.28)	(711.94)
Total Equity	(165.68)	(202.34)
LIABILITIES		
Non-current liabilities		
Financial liabilities		
(i) Borrowings	531.07	618.66
(ii) Other financial liabilities	-	-
Provisions	33.73	33.73
Deferred tax liabilities (Net)	-	-
Other non-current liabilities	-	-
Total non-current liabilities	564.80	652.39
Current liabilities		
Financial liabilities		
(i) Borrowings	-	-
(ii) Trade payables	922.21	1,103.20
(iii) Other financial liabilities	77.61	89.32
Provisions	-	-
Other current liabilities	366.50	371.28
Total current liabilities	1,366.31	1,563.80
Total liabilities	1,931.11	2,216.19
TOTAL EQUITY AND LIABILITIES	1,765.43	2,013.85

S. Venkata Subramanian
S. Venkata Subramanian
 Managing Director
 DIN No - 00107561



STERLING POWERGENSYS LIMITED**(CIN : L29213MH1984PLC034343)**

Regd. Off: Office No. 121, Runwal Commercial Complex, L.B.S. Marg, Mulund West, Mumbai - 400 080.

Tel No: 022 2560 5588, Email:-investor@splsolar.in, Website : www.splsolar.in

STATEMENT OF CASH FLOWS FOR THE NINE MONTHS ENDED DECEMBER 31, 2021

	Particulars	For the Nine Months ended December 31, 2021	For the Year ended March 31, 2021
		Reviewed	Audited
A	Cash flow from operating activities		
	Profit before income tax	36.66	(110.20)
	Adjustments for :		
	Depreciation and amortisation expense	19.28	25.98
	Interest Income	-	(0.06)
	Profit on sale of PPE	(103.76)	-
	Foreign Exchange Fluctuation	-	-
	Interest Expense	14.45	7.51
	Operating profit before working capital changes	(33.37)	(76.77)
	Change in operating assets and liabilities:		
	(Increase) / Decrease in Trade receivables	187.34	251.48
	(Increase) / Decrease in Inventories	22.83	17.74
	(Increase) / Decrease in Loans	(1.00)	0.38
	(Increase) / Decrease in Other Financial Assets	-	(4.49)
	(Increase) / Decrease in Other current & non current Assets	19.64	(179.44)
	Increase / (Decrease) in Trade Payables	(181.00)	(112.85)
	Increase / (Decrease) in Other Financial Liabilities	(11.71)	13.19
	Increase / (Decrease) in Other current & non current Liabilities	(4.78)	0.98
	Increase / (Decrease) in Provisions	-	(2.80)
	Cash generated from operations :	(2.05)	-92.58
	Direct taxes paid (net)	-	-
	Net cash from operating activities (A)	(2.05)	-92.58
B	Cash flows from investing activities		
	Capital expenditure on property, plant and equipment (PPE)	-	-
	Proceeds from disposal of property, plant and equipment	103.62	-
	Interest received	-	0.06
	Investment in other financial asset	-	-
	Net cash (used) in Investing activities (B)	103.62	0.06
C	Cash flow from financing activities :		
	Proceeds/Repayment from of long term borrowings	(87.59)	100.63
	Proceeds/Repayment from of Current borrowings	-	-
	Interest paid	(14.45)	(7.51)
	Net cash (used) in financing activities (C)	(102.03)	93.12
	NET INCREASE IN CASH AND CASH EQUIVALENTS [(A) + (B) + (C)]	(0.46)	0.60
	CASH AND CASH EQUIVALENTS AT THE BEGINNING	1.17	0.56
	CASH AND CASH EQUIVALENTS AT THE END	0.70	1.17

S. Venkata Subramanian
S. Venkata Subramanian
 Managing Director
 DIN No - 00107561



D G M S & Co.

Chartered Accountants

9, Shreepal Building,
S N Road, Tambe Nagar,
Mulund- (West),
Mumbai - 400 080
Tel: (O)23472578
(R) 25654859

The Board of Directors,
M/s. Sterling Powergensys Limited
2-10, Meghal Service Indl Estate,
Devidayal Road,
Mulund - West,
Mumbai - 400 080.

We have reviewed the accompanying **Statement of unaudited financial results** of M/s. **STERLING POWERGENSYS LIMITED** for the period ended 31st December 2021. This statement is the responsibility of the Company's Management and has been approved by the Board of Directors. Our responsibility is to issue a report on these financial statements based on our review.

We conducted our review in accordance with the Standard on Review Engagement (SRE) 2400, *Engagements to Review Financial Statements* issued by the Institute of Chartered Accountants of India. This standard requires that we plan and perform the review to obtain moderate assurance as to whether the financial statements are free of material misstatement. A review is limited primarily to inquiries of company personnel and analytical procedures applied to financial data and thus provides less assurance than an audit. We have not performed an audit and accordingly, we do not express an audit opinion.

Based on our review conducted as above, nothing has come to our attention that causes us to believe that the accompanying statement of unaudited financial results prepared in accordance with applicable accounting standards and other recognized accounting practices and policies has not disclosed the information required to be disclosed in terms of Regulation 33 of the SEBI (Listing Obligations and Disclosure Requirements) Regulations, 2015 including the manner in which it is to be disclosed, or that it contains any material misstatement.

For M/s. D G M S & Co.
(CHARTERED ACCOUNTANTS)



Atul B Doshi

[Atul B Doshi]
PARTNER

M.NO.: -102585
F.R.No. 112187W

Place: Mumbai
Date: 12/02/2022
UDIN : 22102585ABQTGX3264