

May 08, 2023

To  
BSE Limited,  
Phiroze Jeejeebhoy Towers,  
Dalal Street, Fort,  
Mumbai – 400001

Scrip Code: 531307 / Scrip ID: RRIL

**Sub: Outcome of Board Meeting held on May 08, 2023 pursuant to Regulation 30 and 33 of the SEBI (Listing Obligations and Disclosure Requirements) Regulations, 2015**

Dear Sir/Madam,

Pursuant to the Regulation 30 and 33 of the Securities and Exchange Board of India (Listing Obligations and Disclosure Requirements) Regulations, 2015 ("Listing Regulations"), we hereby inform you that, the Board of Directors at their meeting held today i.e. May 08, 2023 starting at 2.45 p.m. and ended at 3:30 p.m. at the registered office of the Company, has *inter alia* considered and approved the following:

- Audited Standalone and Consolidated Financial Results together with Statement of Assets and Liabilities and Cash Flow Statement of the Company for the quarter & year ended March 31, 2023, duly recommended by the Audit Committee in its meeting held on May 08, 2023 as enclosed.
- Auditor's Report by M/s. Subramaniam Bengali & Associates, Chartered Accountants (Firm's Registration No. 127499W) on the Audited Standalone and Consolidated financial Results for the quarter and year ended March 31, 2023 is enclosed.
- Declaration in respect of Audit Report with unmodified opinion for the Financial Year ended March 31, 2023 pursuant to Regulation 33(3)(d) of the SEBI Listing Regulations, 2015 is annexed as **Annexure A**.


The aforesaid results are also being disseminated on the Company's website at [www.rrillimited.com](http://www.rrillimited.com).

The above is for your kind information and record. You are requested to acknowledge the receipt.

Thanking You,

Yours faithfully,  
For RRIL Limited

  
Sanjay Vishwakarma  
Company Secretary



Encl.: As Above



**Independent Auditor's Report on Quarterly Standalone and Year to Date Audited Financial Results of "RRIL Limited" Pursuant to the Regulation 33 of the SEBI (Listing Obligations & Disclosure Requirements) Regulations, 2015, as amended**

To,  
The Board of Director of  
RRIL Limited

**Opinion**

We have audited the quarterly financial results of **RRIL Limited** ("the Company") for the quarter ended on **March 31, 2023** and year to date Financial results for the period from **1<sup>st</sup> April 2022 to 31<sup>st</sup> March, 2023** attached herewith, being submitted by the company pursuant to the requirement of the Regulations 33 of the SEBI (Listing Obligation and Disclosure Requirements) Regulations, 2015, as amended ("the Listing Regulations"). These Quarterly Financial Results as well as the year to date Financial Results have been prepared on the basis of the Financial Statement, which are the responsibility of the company's Management. Our responsibility is to express an opinion on these Financial Results based on our audit of such Interim Financial Statements, which have been prepared in accordance with the recognition and measurement principal laid down in Indian Accounting Standards 34 (Ind AS 34) for Interim Financial Reporting, prescribed under Section 133 of the Companies Act, 2013 read with relevant rules issued thereunder or by the Institute of Chartered Accountants of India, as applicable and other accounting principles generally accepted in India.

In our opinion and to the best of our information and according to the explanations given to us these quarterly Financial Results as well as the year to date results:

- i. are presented in accordance with the requirements of Regulation 33 of the SEBI (Listing obligation and disclosure Requirements) Regulations, 2015, as amended in this regards; and
- ii. gives a true and fair view in conformity with the aforesaid Accounting Standards and other accounting principles generally accepted in India of the net profit, including other comprehensive income and other Financial information of the Company for the quarter ended on **March 31, 2023** as well as the year to date results for the period **1<sup>st</sup> April 2022 to 31<sup>st</sup> March, 2023**.

### **Basis for Opinion**

We conducted our audit in accordance with the Standards on Auditing specified under Section 143(10) of the Act, 2013.

Our responsibilities under those standards are further described in the Auditor's Responsibilities for the Audit of the Financial Statements section of our report. We are independent of the Company in accordance with the Code of Ethics issued by the Institute of Chartered Accountants of India ('ICAI') together with the ethical requirements that are relevant to our audit of the Financial Results under the provisions of the Act and the rules thereunder, and we have fulfilled our other ethical responsibilities in accordance with these requirements and the Code of Ethics. We believe that the audit evidence we have obtained are sufficient and appropriate to provide a basis for our opinion.

### **Management's Responsibility for the Standalone Ind AS Financial Results**

This Statement, which are the responsibility of the Company's Management and approved by the Board of Directors, has been prepared on the basis of financial statements. The Company's Board of Director are responsible for the preparation and presentation of these standalone financial results that give a true and fair view of the net profit and other comprehensive income and other financial information of the company in accordance with the recognition and measurement principles laid down in Indian Accounting Standards ("Ind AS") prescribed under section 133 of the Act read with the relevant rules issued thereunder and the other accounting principles generally accepted in India and in compliance with Regulation 33 of the Listing Regulations.

This responsibility also includes maintenance of adequate accounting records in accordance with the provisions of the Act for safeguarding the assets of the Company and for preventing and detecting frauds and other irregularities; selection and application of appropriate accounting policies; making Judgements and estimates that are reasonable and prudent; design, implementation and maintenance of adequate internal financial control, that are operating effectively for ensuring the accuracy and completeness of the accounting records, relevant to the preparation and presentation of the financial statements Ind AS that give a true and fair view and are free from material misstatement, whether due to fraud or error.

In preparing the financials Result statements, management is responsible for assessing the Company's ability to continue as a going concern, disclosing, as applicable, matters related to going concern and using the going concern basis of accounting unless management either intends to liquidate the Company or to cease operations, or has no realistic alternative but to do so.

Those Board of Directors are also responsible for overseeing the Company's financial reporting process.



**Auditor's Responsibility for the Audit of the Financial Results**

Our objectives are to obtain reasonable assurance about whether the financial statements as a whole are free from material misstatement, whether due to fraud or error, and to issue an auditor's report that includes our opinion. Reasonable assurance is a high level of assurance, but is not a guarantee that an audit conducted in accordance with Standards on Auditing will always detect a material misstatement when it exists. Misstatements can arise from fraud or error and are considered material if, individually or in the aggregate, they could reasonably be expected to influence the economic decisions of users taken on the basis of these financial statements.

As part of an audit in accordance with Standards on Auditing, we exercise professional judgment and maintain professional skepticism throughout the audit. We also:

- Identify and assess the risks of material misstatement of the financial statements, whether due to fraud or error, design and perform audit procedures responsive to those risks, and obtain audit evidence that are sufficient and appropriate to provide a basis for our opinion. The risk of not detecting a material misstatement resulting from fraud is higher than for one resulting from error, as fraud may involve collusion, forgery, intentional omissions, misrepresentations, or the override of internal control.
- Obtain an understanding of internal financial controls relevant to the audit in order to design audit procedures that are appropriate in the circumstances. Under section 143(3)(i) of the Act, we are also responsible for expressing our opinion on whether the Company has adequate internal financial controls system in place and the operating effectiveness of such controls.
- Evaluate the appropriateness of accounting policies used and the reasonableness of accounting estimates and related disclosures made by management.
- Conclude on the appropriateness of management's use of the going concern basis of accounting and, based on the audit evidence obtained, whether a material uncertainty exists related to events or conditions that may cast significant doubt on the Company's ability to continue as a going concern. If we conclude that a material uncertainty exists, we are required to draw attention in our auditor's report to the related disclosures in the standalone financial statements or, if such disclosures are inadequate, to modify our opinion. Our conclusions are based on the audit evidence obtained up to the date of our auditor's report. However, future events or conditions may cause the Company to cease to continue as a going concern.
- Evaluate the overall presentation, structure and content of the standalone financial statements, including the disclosures, and whether the standalone financial statements represent the underlying transactions and events in a manner that achieves fair presentation.

Materiality is the magnitude of misstatements in the standalone financial results that, individually or in aggregate, makes it probable that the economic decisions of a reasonably knowledgeable user of the financial results may be influenced. We consider quantitative materiality and qualitative factors in (i) planning the scope of our audit work and in evaluating the results of our work; and (i) to evaluate the effect of any identified misstatements in the standalone financial results.

We communicate with those charged with governance regarding, among other matters, the planned scope and timing of the audit and significant audit findings, including any significant deficiencies in internal control that we identify during our audit.

We also provide those charged with governance with a statement that we have complied with relevant ethical requirements regarding independence, and to communicate with them all relationships and other matters that may reasonably be thought to bear on our independence, and where applicable, related safeguards.

#### **Other Matters**

The Statements includes the results for the quarter ended March 31, 2023 being the balancing figure between the audited figures in respect of the full financial year and the published unaudited year to date figures up to the third quarter of the current financial year which were subject to limited review by us. Our opinion on the statement is not modified in respect of the above matters.

**For Subramaniam Bengali & Associates**  
**Chartered Accountant**  
**FRN 127499W**

**Subramaniam**  
**Parameswaran**

Digitally signed by Subramaniam Parameswaran  
DN: c=IN, o=Personal,  
2.5.4.20=71a5103732413189afb9c9ad49a941c08dd0e6cfc  
c0230a654081555c1acbc2, postalCode=400057,  
st=Maharashtra,  
serialNumber=59b468a78f8de936cfb221fc274ce2a99b711  
46855772186a4750299525947b, cn=Subramaniam  
Parameswaran  
Date: 2023.05.08 15:36:35 +05'30'

**CA – P. Subramaniam**

**Partner**

**Mem. No. 043163**

**UDIN No.: 23043163BGWJDW2646**

**Place: Mumbai**

**Dated: 08.05.2023**

Statement of Audited Standalone Financial Results for the quarter and year ended March 31, 2023					
(Amount in Lacs)					
Sr. No.	Particulars	Quarter Ended on			Year Ended
		31.03.2023	31.12.2022	31.03.2022	31.03.2022
		Audited	Unaudited	Audited	Audited
I	Revenue from operations	1,210.78	1,145.87	1,108.78	4,153.41
II	Other income	77.63	100.05	23.33	255.14
III	<b>Total Revenue (I+II)</b>	<b>1,288.41</b>	<b>1,245.92</b>	<b>1,132.11</b>	<b>4,408.55</b>
IV	Expenses				<b>1,529.52</b>
	(a) Cost of materials consumed	650.09	801.78	680.46	2,448.95
	(b) Purchases of stock-in-trade	0.06	96.38	-	452.64
	(c) Change in Inventories of Finished goods, Stock-in-Trade & WIP	22.75	66.60	-	-
	(d) Employee benefits expense	25.72	25.88	19.47	100.74
	(e) Finance costs	0.30	0.36	48.78	1.54
	(f) Depreciation and amortisation expense	1.81	1.81	(157.35)	7.23
	(g) Other expenses (Incl. Selling & distribution Exp)	21.53	17.64	37.97	119.60
	<b>Total Expenses (IV)</b>	<b>722.27</b>	<b>1,010.45</b>	<b>629.33</b>	<b>3,130.71</b>
V	Profit/(Loss) before exceptional and extra ordinary items and tax (III-IV)	566.14	235.47	502.78	1,277.84
VI	Exceptional items	-	-	-	-
VII	<b>Profit/(Loss) before tax (V-VI)</b>	<b>566.14</b>	<b>235.47</b>	<b>502.78</b>	<b>1,277.84</b>
	Tax expense				
	- Current	158.54	59.26	40.10	337.66
	- Prior Year Tax	0.33	-	21.16	1.07
	- Deferred Tax	0.12	0.12	89.88	3.54
VIII	<b>Total Tax Expenses</b>	<b>158.98</b>	<b>59.38</b>	<b>151.14</b>	<b>342.26</b>
IX	<b>Profit/(Loss) for the period from continuing operations (VII-VIII)</b>	<b>407.16</b>	<b>176.09</b>	<b>351.64</b>	<b>935.58</b>
X	Profit/(Loss) from discontinuing operations	-	-	-	-
XI	Tax expense of discontinuing operations	-	-	-	-
XII	Profit/(Loss) from discontinuing operations after tax(X-XI)	-	-	-	-
XIII	<b>Net Profit/(Loss) for the period (IX+XII)</b>	<b>407.16</b>	<b>176.09</b>	<b>351.64</b>	<b>935.58</b>
XIV	Other Comprehensive Income	-	-	-	-
XV	<b>Total Comprehensive Income for the period (XIII+XIV)</b>	<b>407.16</b>	<b>176.09</b>	<b>351.64</b>	<b>935.58</b>
	Paid up Equity Share Capital	6,060.71	6,060.71	6,060.71	6,060.71
	Total Reserve	-	-	-	1,594.65
XVI	Earnings per Equity share ( Face Value of Rs. 5/- each) (for continuing operation)				659.08
	Basic and diluted earnings/ (loss) per share (Rs.)	0.34	0.15	0.29	0.77
					0.18



**Standalone Segment wise Revenue, results and Capital employed**

(Amount in Lacs)

Sr. No.	Particulars	Quarter Ended on			Year Ended	
		31.03.2023	31.12.2022	31.03.2022	31.03.2023	31.03.2022
		Audited	Unaudited	Audited	Audited	Audited
1	Segment Revenue	42.77	168.69	24.00	496.16	349.20
	a. Textile	1,168.01	977.18	1,084.78	3,657.25	1,084.78
	b. Real Estate	77.63	100.05	23.33	255.14	95.54
	c. Other Income					
	Total Income from Operations	1,288.41	1,245.92	1,132.11	4,408.55	1,529.52
2	Segment Result : Profit / (Loss) before Tax and Finance cost	19.96	5.71	24.00	43.52	93.36
	a. Textile	517.92	175.40	404.32	1,208.30	404.32
	b. Real Estate	77.63	100.05	23.33	255.14	95.54
	c. Other Income					
	Total	615.50	281.16	451.65	1,506.95	593.22
	Less : Finance Cost	0.30	0.36	48.78	1.54	51.63
	Less : Un-allocable Expenses	49.06	45.33	(99.91)	227.57	110.14
	Profit / (Loss) before Tax	566.14	235.47	502.78	1,277.84	431.45
3	Segment Assets	6,262.74	6,174.80	5,915.93	6,262.74	5,915.93
	a. Textile	1,881.85	1,920.48	1,333.61	1,881.85	1,333.61
	b. Real Estate					
	Total	8,144.59	8,095.28	7,249.54	8,144.59	7,249.54
4	Segment Liabilities	63.13	45.45	29.99	63.13	29.99
	a. Textile	426.10	801.62	499.76	426.10	499.76
	b. Real Estate					
	Total	489.23	847.07	529.75	489.23	529.75

**Notes :**

- The Audited standalone financial results of the Company for the quarter and year ended March 31, 2023 have been prepared in accordance with the Indian Accounting Standards ("Ind AS") as prescribed under section 133 of the Companies Act, 2013 read with the Companies (Indian Accounting Standards) Rules, 2015 as amended and relevant amendment rules thereafter.
- The Audited standalone Financial Results have been reviewed and recommended by the Audit Committee and approved by Board of Directors at their respective meetings held on May 08, 2023. The Statutory Auditors have issued audit report with un-modified conclusion and opinion the standalone financial results of the Company for the quarter and year ended March 31, 2023
- During the quarter and year ended March 31, 2023, Company operates in Textile and Real Estate Segment. Hence segmental reporting under IND AS 108- "Operating Segment" is given.
- Figures for the previous quarter and previous periods have been regrouped and reclassified to confirm to the classification of the current period, wherever necessary.
- The results are available on BSE Website ([www.bseindia.com](http://www.bseindia.com)) and on the Company's website [www.rrilimited.com](http://www.rrilimited.com)

For RRIL Limited

  
Harsh Mehta  
Executive Director & CFO  
DIN: 08315401



Mumbai, 08.05.2023



STANDALONE BALANCE SHEET AS AT 31.03.2023

(Amount in Lacs)

	PARTICULARS	As At 31.03.2023	As At 31.03.2022
<b>A</b>	<b>ASSETS</b>		
1	Non-current assets		
	(a) Property, Plant and Equipment	16.03	23.25
	(b) Intangible Assets-Goodwill	2,291.82	2,291.82
	(c) Investment in Property	-	42.75
	(d) Financial Assets		
	Investments	2,565.46	2,565.46
	Loans & Advances	1.72	4.23
	(e) Deferred tax assets (Net)	-	-
	(f) Non-current Tax assets	27.62	27.60
	(g) Other assets	332.13	50.00
	Total - Non-current assets	5,234.78	5,005.11
2	Current assets		
	(a) Inventories	-	835.20
	(b) Financial Assets		
	(i) Investments	-	-
	(ii) Trade receivables	55.36	289.27
	(iii) Cash and cash equivalents	0.52	0.26
	(iv) Bank balances other than(iii) above	375.83	195.51
	(v) Loans & Advances	2,478.10	923.62
	(vi) Other Financial Assets	-	-
	(c) Other current assets	-	0.57
	Total - Current assets	2,909.81	2,244.43
	<b>TOTAL ASSETS (1+2)</b>	<b>8,144.59</b>	<b>7,249.54</b>
<b>B</b>	<b>EQUITY AND LIABILITIES</b>		
1	Equity		
	(a) Equity Share capital	6,060.71	6,060.71
	(b) Other Equity	1,594.65	659.08
	Total - Equity	7,655.36	6,719.79
2	Liabilities		
I.	Non-current liabilities		
	(a) Financial Liabilities		
	(i) Borrowings	1.73	12.87
	(ii) Trade payables	-	-
	(iii) Other financial liabilities	-	-
	(b) Provisions	-	-
	(c) Deferred tax liabilities (Net)	3.54	-
	(d) Other non-current liabilities	-	-
	Total - Non-current liabilities	5.27	12.87
II.	Current liabilities		
	(a) Financial Liabilities		
	(i) Borrowings	-	-
	(ii) Trade payables	120.80	423.34
	(iii) Other financial Liabilities	11.14	10.25
	(b) Other current liabilities	14.26	42.39
	(c) Current Tax Liabilities	337.75	40.90
	Total Liabilities	483.95	516.88
	<b>TOTAL EQUITY AND LIABILITIES (1+2)</b>	<b>8,144.59</b>	<b>7,249.54</b>



**RRIL LIMITED**



**RRIL LIMITED**

**Standalone Cash Flow Statement for the period ended 31.03.2023**

(Amount in Lacs)

PARTICULARS	31.03.2023	31.03.2022
<b>CASH FLOW FROM OPERATING ACTIVITIES</b>		
Net Profit before Tax	1,277.84	431.44
<b>Adjustments for</b>		
Depreciation	7.23	10.59
Miscellaneous Expenditure	-	-
<b>Considered Separately</b>		
Interest Income	(190.92)	(90.13)
Finance Cost	1.54	51.63
<b>Operating Profit Before Working Capital Changes:</b>	<b>1,095.69</b>	<b>403.53</b>
Decrease/(increase) in Inventories	835.20	(593.21)
Decrease/(increase) in Trade and other receivable	233.91	(250.67)
Increase/(decrease) in Non-current liabilities	(11.14)	(10.25)
Increase/(decrease) in Trade Payables and other liabilities	(330.67)	452.68
Current investment	42.75	-
Decrease/(increase) in Loans & advances	(1,551.97)	(227.08)
Cash generated from operations	313.77	(225.00)
Direct Taxes paid	(41.87)	(20.37)
<b>Net Cash Flow From Operating Activities (A)</b>	<b>271.90</b>	<b>(245.37)</b>
<b>CASH FLOW FROM INVESTING ACTIVITIES</b>		
Decrease/(increase) in Other Non Current Assets	(281.58)	46.66
Purchase of fixed assets	-	-
Addition to Fixed Assets - Merger	-	(1,437.97)
Sale of fixed assets	-	0.42
Purchase of long-term investments	-	(353.33)
Interest Income	190.92	90.13
<b>Net Cash Flow From Investing Activities (B)</b>	<b>(90.66)</b>	<b>(1,654.09)</b>
<b>CASH FLOW FROM FINANCING ACTIVITIES</b>		
Increase in Capital (Due to Merger)	-	2,138.05
<b>CASH FLOW FROM FINANCING ACTIVITIES</b>		
Long Term & Short Term Funds Borrowed / (Repaid)	0.89	0.82
Finance Cost	(1.55)	(51.63)
<b>Net Cash Flow From Financing Activities (C)</b>	<b>(0.66)</b>	<b>2,087.24</b>
<b>Net Increase / Decrease In</b>		
<b>CASH &amp; CASH EQUIVALENTS ( A + B + C )</b>	<b>180.58</b>	<b>187.78</b>
Cash & Cash Equivalents - Opening Balance	195.77	7.99
Cash & Cash Equivalents - Closing Balance	376.35	195.77





**Independent Auditor's Report on Quarterly and Year to Date Annual Consolidated Financial Results of the group with the last quarter financial results being balancing figures Pursuant to the Regulation 33 of the SEBI (Listing Obligations & Disclosure Requirements) Regulations, 2015, as amended**

To,  
**The Board of Director of  
RRIL Limited**

1. We have audited the accompanying Statement of Consolidated financial results of **RRIL Limited**. ("the Parent") and its subsidiary (the parent and the subsidiary together referred to as "the Group") for the year ended on **March 31, 2023** (the statement), being submitted by the company pursuant to the requirement of the Regulations 33 of the SEBI (Listing Obligation and Disclosure Requirements) Regulations, 2015, as amended ("the Listing Regulations").
2. This statement, which is the responsibility of the Parent's Management and approved by the Parent's Board of Directors, have been compiled from the related consolidated financial statements which has been prepared in accordance with the Indian Accounting Standards prescribed under section 133 of the Companies Act, 2013 read with the Companies (Indian Accounting Standards) Rules, 2015, as amended ("IND AS") and other accounting principles generally accepted in India. Our responsibility is to express an opinion on the statement based on our audit of such Consolidated Financial Results.
3. We conducted our audit in accordance with the Standards on Auditing specified under Section 143(10) of the Act, 2013. Those standards require that we comply with the ethical requirements and plan and perform the audit to obtain reasonable assurance about whether the statement is free from material misstatement.

An audit involves performing procedures to obtain audit evidence about the amounts and the disclosures in the statement. The procedures selected depend on the auditor's judgment, including the assessment of the risk of material misstatement of the Statement, whether due to fraud or error. In making those risk assessments, the auditor considers internal control relevant to the Parent's preparation and fair presentation of the Statement in order to design audit procedures that are appropriate in the circumstances, but not for the purpose of expressing an opinion on the Parent's internal financial control with reference to Statement. An audit also includes evaluating the appropriateness of the accounting policies used and the reasonableness of the accounting estimates made by the Management, as well as evaluating the overall presentation of the Statement.

We also performed procedures in accordance with the circular issued by the SEBI under regulation 33 (8) of the SEBI (Listing Obligations and Disclosure Requirements) Regulations, 2015, as amended, to the extent applicable.

We believe that the audit evidence obtained by us and the audit evidence obtained by the other auditor in terms of their reports referred to in paragraph 6 below, is sufficient and appropriate to provide basis for our audit opinion.

4. In our opinion and to the best of our information and according to the explanations given to us and based on the consideration of the report of other auditor on separate financial statements and the other financial information of subsidiary referred to in paragraph 6 below, the Statement:
  - i. Includes the results of the Raj Rajendra Industries Limited
  - ii. is presented in accordance with the requirements of Regulation 33 of the SEBI (Listing obligation and disclosure Requirements) Regulations, 2015, as amended; and
  - iii. Gives a true and fair view in conformity with the recognition and measurement principles laid down in the aforesaid Indian Accounting Standards and other accounting principles generally accepted in India of the consolidated total comprehensive Income (comprising of net profit and other comprehensive income) and other financial information of the Group for the year ended on **March 31, 2023**.
5. We did not audit of financial statements of Raj Rajendra Industries Limited., a subsidiary, included in the consolidated financial results, whose financial statements reflect total assets of Rs. 6795.54 lacs as at March 31 2023, total revenues of Rs. 11376.40 lacs, Total net profit after tax of Rs. 440.02 lacs, for the year ended on that date, as considered in consolidated financial results. These financial statements have been audited by the other auditor whose reports have been furnished to us by the Management and our opinion on the consolidated financial results, in so far as it relates to the amounts and disclosures included in respect of this subsidiary is based Solely on the report of the other auditor and the procedures performed by us as stated in paragraph 3 above.
6. The statement includes the results for the quarter ended March 31, 2023 being the balancing figures in respect of the full financial year and the published unaudited year to date figures upto the third quarter of the current financial year which were subject to limited review by us. Our opinion on the statement is not modified in respect of the above matters.

**For Subramaniam Bengali & Associates**  
**Chartered Accountant**  
**FRN 127499W**

Subramaniam  
Parameswaran

**CA - P. Subramaniam**

**Partner**

**Mem. No. 043163**

**UDIN No.: 23043163BGWJDX6933**

**Place: Mumbai**


**Dated: 08.05.2023**



**Statement of Audited Consolidated Financial Results for the quarter and year ended March 31, 2023**

(Amount in Lacs)

Sr. No.	Particulars	Quarter Ended on			Year Ended	
		31.03.2023	31.12.2022	31.03.2022	31.03.2023	31.03.2022
		Audited	Unaudited	Audited	Audited	Audited
I	Revenue from operations	4,388.61	4,267.49	3,191.82	15,453.25	8,316.44
II	Other income	87.20	114.80	26.95	331.25	168.25
III	<b>Total Revenue (I+II)</b>	<b>4,475.81</b>	<b>4,382.29</b>	<b>3,218.77</b>	<b>15,784.50</b>	<b>8,484.69</b>
IV	Expenses	-	-	-	-	-
	(a) Cost of materials consumed	2,847.25	3,440.71	1,538.05	11,497.70	5,407.30
	(b) Purchases of stock-in-trade	0.06	96.38	-	452.64	255.84
	(c) Change in Inventories of Finished goods, Stock-in-Trade & WIP	414.95	(50.48)	774.50	25.58	710.77
	(d) Manufacturing expenses	115.24	192.36	130.60	526.37	410.13
	(e) Employee benefits expense	166.55	160.15	159.60	665.51	477.77
	(f) Finance costs	45.96	43.83	64.95	136.18	124.36
	(g) Depreciation and amortisation expense	13.13	41.81	(121.57)	138.55	155.13
	(h) Other expenses (Incl. Selling & distribution Exp)	134.58	92.26	66.37	458.45	226.98
	<b>Total Expenses (IV)</b>	<b>3,737.72</b>	<b>4,017.02</b>	<b>2,612.50</b>	<b>13,900.98</b>	<b>7,768.28</b>
V	Profit/(Loss) before exceptional and extra ordinary items and tax (III-IV)	738.09	365.27	606.27	1,883.52	716.41
VI	Exceptional items	-	-	-	-	-
VII	<b>Profit/(Loss) before extra ordinary items and tax (V-VI)</b>	<b>738.09</b>	<b>365.27</b>	<b>606.27</b>	<b>1,883.52</b>	<b>716.41</b>
	Tax expense	-	-	-	-	-
	- Current	216.42	91.93	72.51	504.70	121.39
	- Prior Year Tax	0.32	-	(40.15)	1.07	21.16
	- Deferred Tax	5.04	(2.36)	150.23	2.15	150.23
VIII	<b>Total Tax Expenses</b>	<b>221.78</b>	<b>89.57</b>	<b>182.59</b>	<b>507.92</b>	<b>292.78</b>
IX	<b>Profit/(Loss) after tax (vii-viii)</b>	<b>516.31</b>	<b>275.70</b>	<b>423.68</b>	<b>1,375.60</b>	<b>423.63</b>
	Profit for the year attributable to	-	-	-	-	-
	- Shareholders of the Company	516.31	275.70	423.68	1,375.60	423.63
	- Non-controlling interest	-	-	-	-	-
	<b>Profit for the period</b>	<b>516.31</b>	<b>275.70</b>	<b>423.68</b>	<b>1,375.60</b>	<b>423.63</b>
X	Other comprehensive income / (loss)	-	-	-	-	-
	a) (i) Items that will not be reclassified to Statement of Profit and Loss	-	-	-	-	-
	- Remeasurement of defined benefit plans - gain/(loss)	2.46	-	2.65	2.46	2.65
	(ii) Income tax relating to items that will be classified to profit or loss	-	-	(0.67)	-	(0.67)
	b) (i) Items that will be reclassified to statement of Profit and Loss	-	-	-	-	-
	(ii) Income tax relating to items that will be classified to profit or loss	-	-	-	-	-
	<b>Total other comprehensive income for the year (x)</b>	<b>2.46</b>	<b>-</b>	<b>1.98</b>	<b>2.46</b>	<b>1.98</b>
	Attributable to	-	-	-	-	-
	- Owners of the Company	-	-	1.98	-	1.98
	- Non-controlling interest	-	-	-	-	-
	<b>Total Comprehensive income for the year attributable to</b>	<b>518.77</b>	<b>275.70</b>	<b>425.66</b>	<b>1,378.06</b>	<b>425.61</b>
XI	- Owners of the Company	516.31	275.70	425.66	1,375.60	423.63
	- Non-controlling interest	-	-	-	-	-
XII	Paid up Equity Share Capital (Face Value Rs.5 each)	6,060.71	6,060.71	6,060.71	6,060.71	6,060.71
	Other Equity	-	-	-	3,194.73	1,816.66
XIII	Basic and diluted earnings/ (loss) per share (Rs.)	0.43	0.23	0.35	1.14	0.35






Consolidated Segment wise Revenue, Results and Capital employed				(Amount in Lacs)		
Sr. No.	Particulars	Quarter Ended on			Nine months ended	
		31.03.2023	31.12.2022	31.03.2022	31.03.2023	31.03.2022
		Audited	Unaudited	Audited	Audited	Audited
1	Segment Revenue					
	a. Textile	3,220.60	3,290.31	2,107.04	11,796.00	7,231.66
	b. Real Estate	1,168.01	977.18	1,084.78	3,657.25	1,084.78
	c. Other Income	87.20	114.80	26.95	331.25	168.25
	Total Income from Operations	4,475.81	4,382.29	3,218.77	15,784.50	8,484.69
2	Segment Result : Profit / (Loss) before Tax and Finance cost					
	a. Textile	493.19	413.12	344.35	1,742.66	1,128.08
	b. Real Estate	517.92	175.40	404.32	1,208.30	404.32
	c. Other Income	87.20	114.80	26.95	331.25	168.25
	Total	1,098.31	703.32	775.62	3,282.21	1,700.65
	Less : Finance Cost	45.96	43.83	64.95	136.18	124.36
	Less : Un-allocable Expenses	314.26	294.22	104.40	1,262.51	859.88
	Profit / (Loss) before Tax	738.09	365.27	606.27	1,883.52	716.41
3	Segment Assets					
	a. Textile	10,962.91	11,422.26	8,388.45	10,962.91	8,388.45
	b. Real Estate	1,881.85	1,920.48	1,333.61	1,881.85	1,333.61
		12,844.76	13,342.74	9,722.06	12,844.76	9,722.06
4	Segment Liabilities					
	a. Textile	3,163.22	3,804.44	1,344.92	3,163.22	1,344.92
	b. Real Estate	426.10	801.62	499.76	426.10	499.76
	Total	3,589.32	4,606.06	1,844.68	3,589.32	1,844.68

**Notes :**

- The Audited consolidated financial results of the Company for the quarter and year ended March 31, 2023 have been prepared in accordance with the Indian Accounting Standards ("Ind AS") as prescribed under section 133 of the Companies Act, 2013 read with the Companies (Indian Accounting Standards) Rules, 2015 as amended and relevant amendment rules thereafter.
- The above Audited Consolidated Financial Results for the quarter and year ended March 31, 2023, comprise the results of RRIL Limited (the 'Parent Company') and one subsidiary company, Raj Rajendra Industries Limited.
- The Audited consolidated Financial Results have been reviewed and recommended by the Audit Committee and approved by Board of Directors at their respective meetings held on May 08, 2023. The Statutory Auditors have issued audit report with unmodified conclusion and opinion the consolidated financial results of the Company for the quarter and year ended March 31, 2023 respectively.
- During the quarter and quarter and year ended March 31, 2023, Company operates in Textile and Real Estate Segment. Hence segmental reporting under IND AS 108- "Operating Segment" is given.
- Figures for the previous quarter and previous periods have been regrouped and reclassified to confirm to the classification of the current period, wherever necessary.
- The results are available on BSE Website ([www.bseindia.com](http://www.bseindia.com)) and on the Company's website [www.rrillimited.com](http://www.rrillimited.com)

For RRIL Limited

  
Harsh Mehta  
Executive Director & CFO  
DIN: 08315401



Mumbai, 08.05.2023


CONSOLIDATED BALANCE SHEET AS AT 31.03.2023			
(Amount in Lacs)			
	PARTICULARS	As At 31.03.2023	As At 31.03.2022
<b>A</b>	<b>ASSETS</b>		
1	Non-current assets		
	(a) Property, Plant and Equipment	2,085.50	1,360.19
	(b) Right of Use asset	26.30	28.51
	(c) Intangible Assets-Goodwill	2,291.82	2,291.82
	(d) Investment in Property	-	42.75
	(e) Goodwill on consolidation	355.09	355.08
	(f) Financial Assets		
	Investments	345.72	345.72
	Loans & Advances	23.57	393.96
	(g) Deferred tax assets (Net)	-	-
	(h) Non-current assets	517.99	91.63
	<b>Total - Non-current assets</b>	<b>5,645.99</b>	<b>4,909.66</b>
2	Current assets		
	(a) Inventories	1,029.53	1,619.34
	(b) Financial Assets		
	(i) Investments	-	-
	(ii) Trade receivables	1,588.00	1,026.83
	(iii) Cash and cash equivalents	1.72	1.01
	(iv) Bank balances other than(iii) above	375.94	196.17
	(v) Loans & Advances	2,490.66	1,797.16
	(vi) Other Financial Assets	-	-
	(c) Other current assets	1,712.92	171.88
	<b>Total - Current assets</b>	<b>7,198.77</b>	<b>4,812.39</b>
	<b>TOTAL ASSETS (1+2)</b>	<b>12,844.76</b>	<b>9,722.05</b>
<b>B</b>	<b>EQUITY AND LIABILITIES</b>		
1	Equity		
	(a) Equity Share capital	6,060.71	6,060.71
	(b) Other Equity	3,194.73	1,816.66
	<b>Total - Equity</b>	<b>9,255.44</b>	<b>7,877.37</b>
	Non controlling Interest	-	-
		<b>9,255.44</b>	<b>7,877.37</b>
2	LIABILITIES		
I.	Non-current liabilities		
	(a) Financial Liabilities	871.44	128.55
	(b) Provisions	20.71	19.43
	(c) Deferred tax liabilities (Net)	107.45	105.30
	(d) Other non-current liabilities	-	-
	<b>Total - Non-current liabilities</b>	<b>999.60</b>	<b>253.28</b>
II.	Current liabilities		
	(a) Financial Liabilities		
	(i) Borrowings	1,117.18	908.41
	(ii) Trade payables	871.75	526.48
	(iii) Other financial Liabilities	11.14	-
	(b) Other current liabilities	27.69	51.98
	(c) Provisions	561.97	104.53
	(d) Current Provisions	-	-
	<b>Total Liabilities</b>	<b>2,589.73</b>	<b>1,591.40</b>
	<b>TOTAL EQUITY AND LIABILITIES (1+2)</b>	<b>12,844.76</b>	<b>9,722.05</b>



Consolidated Cash Flow Statement for the year ended 31st March 2023

(Amt. in Lacs)

Particulars	Year ended 31st March 2023	Year ended 31st March, 2022
<b>A. CASH FLOW FROM OPERATING ACTIVITIES</b>		
Profit /(loss) before taxes	1,883.52	716.41
<b>Adjustments for:</b>		
Finance cost	136.18	124.36
Interest income	(266.77)	(137.22)
Depreciation and amortization	138.55	155.13
(Profit) on sale/ discard of fixed assets	-	(3.18)
<b>Operating profit / (loss) before working capital changes</b>	<b>1,891.49</b>	<b>855.50</b>
Movements in working capital : [Including Current and Non-current]		
(Increase) / decrease in loans, trade receivable and other assets	(3,669.91)	(2,267.44)
(Increase) / decrease in inventories	589.81	(559.86)
Increase / (decrease) in trade payable, other liabilities and provisions	470.41	422.65
	<b>(718.20)</b>	<b>(1,549.15)</b>
Adjustment for:		
Direct taxes paid (including tax deducted at source)	(206.45)	(135.64)
<b>Net cash generated/ (used in) from operating activities...(A)</b>	<b>(924.65)</b>	<b>(1,413.51)</b>
<b>B. CASH FLOW FROM INVESTING ACTIVITIES</b>		
Purchase of property, plant and equipment (Including capital work in	(861.65)	(1,467.24)
Sale of property, plant and equipment	-	3.18
Sale of investment	-	-
Increase/(decrease) in fixed deposit (not considered as cash and cash equivalent)	-	72.76
Deferred tax difference	-	-
Acquisition of Net Assets on Merger	-	(629.21)
Advance given	860.97	1,515.00
Interest income	266.77	138.53
Dividend income	-	-
	<b>266.09</b>	<b>(366.99)</b>
Adjustment for:		
Direct taxes (paid)/ refund received (including tax deducted at source) - (Net)	-	-
<b>Net cash (used in) / from investing activities... (B)</b>	<b>266.09</b>	<b>(366.99)</b>
<b>C. CASH FLOW FROM FINANCING ACTIVITIES</b>		
Increase in Capital (Due to Merger)	-	2,138.05
Repayment of long term borrowings	756.19	(46.02)
Increase/ (Decrease) in working capital loan	219.03	0.03
Interest paid (Including other borrowing cost)	(136.18)	(124.36)
	<b>839.03</b>	<b>1,967.70</b>
<b>Net cash (used in) / from financing activities... (C)</b>	<b>839.03</b>	<b>1,967.70</b>
<b>Net increase / (decrease) in cash and cash equivalents (A+ B+C)</b>	<b>180.48</b>	<b>187.20</b>
Cash and cash equivalents at beginning of the year	197.18	9.99
Cash and cash equivalents at end of the year	377.66	197.18
<b>Net increase / (decrease) in cash and cash equivalents</b>	<b>180.48</b>	<b>187.20</b>



**RRIL LIMITED**

Annexure A

May 08, 2023

To,  
The Department of Corporate Services,  
BSE Limited  
Phiroze Jeejeebhoy Towers,  
Dalal Street, Fort,  
Mumbai - 400 001

Scrip ID: RRIL/Scrip Code: 531307

**Sub: Declaration pursuant to Regulation 33(3)(d) of the Securities and Exchange Board of India (Listing Obligations and Disclosure Requirements) Regulations, 2015**

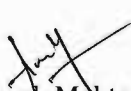
Dear Sirs,

In terms of the provisions of Regulation 33(3) (d) of the Securities and Exchange Board of India (Listing Obligations and Disclosure Requirements) Regulations, 2015, I Harsh Mehta, Executive Director & Chief Financial Officer of the Company, hereby declare that the Statutory Auditors of the Company M/s. Subramaniam Bengali & Associates, Chartered Accountants (Firm's Registration No. 127499W) have issued an Audit Report with unmodified opinion on the Audited Financial Results (Standalone and Consolidated) for the year ended March 31, 2023.

Kindly take this declaration on record.

Thanking you,

Yours faithfully,  
For RRIL LIMITED

  
Harsh Mehta  
Executive Director & CFO  
DIN: 08315401

