



# BIO GREEN

Regd. Off: 7B, 4th Floor,  
Lumbini Jewel Mall, Banjara Hills,  
Road No. 2, Hyderabad,  
Telangana - 500034  
Ph: 8019998603

Date: 12-08-2019

To,

**BSE LIMITED**

Phiroze Jeejeebhoy Towers,  
Dalal street, Mumbai,  
Maharashtra : 400001

Dear Sir/Madam,  
Company code: 534535

**Sub: Outcome of board meeting held on Aug 12th, 2019 submission of Unaudited Financial Results for the first quarter ended 30th June, 2019.**

With reference to the board meeting held on today i.e. on Monday Aug 12th, 2019 we hereby inform you that the board of directors of the company transacts the following business:-

Considered and approve the Unaudited financial result of the company for the first quarter ended 30th June, 2019 along with the Limited Review Report submitted by the Statutory Auditor thereon.

Appointment of Mr. Rahul Jindal, Practising Company Secretary (Holding membership no A52749 and certificate of practise 19472) as a Secretarial Auditor of the company for the financial year 2018-2019.

This is for your information and record.

The meeting commenced at 11.00 AM and concluded at 2.00 PM

Thanking You.

Yours faithfully

For Bio Green Papers Limited

  
**VELAMALA JAGDISH**  
Managing Director  
Din: 00055303



---

## BIO GREEN PAPERS LTD.

---

Plant Address: Sy. No.256, Akkurada (vill), Jalumuru (m), Srikakulam (Dist), A.P, 532458

Ph: 9440717428, E-mail: biogreenpaperslimited@gmail.com

(CIN-L21012TG1994PLC017207)

www.biogreenpapers.com

*Eco Friendly Paper & Green Fuels*



# BIO GREEN

continuation sheet

Consolidated Segment information for the Quarter Ended June 30, 2019 as per Regulation 33 of SEBI (Listing Obligations and Disclosure Requirement ) Regulations,2015.

(Amount In INR Lakhs)

Sl. No	Particulars	Quarter Ended			Quarter Ended		Year Ended
		June 30, 2019	March 31,2019	June 30,2018	June 30, 2019	June 30 ,2018	March 31, 2019
		Unaudited	Unaudited	Unaudited	Unaudited	Unaudited	Audited
1	<b>Segment Revenue</b>						
	a) Jatropha	53.11	8.98	43.15	53.11	43.15	166.04
	b) Seeds	251.36	127.67	0	251.36	0	830.31
	<b>Gross Sales / Income from</b>	<b>304.47</b>	<b>136.65</b>	<b>43.15</b>	<b>304.47</b>	<b>43.15</b>	<b>996.35</b>
2	<b>Segment Results</b>						
	a) Jatropha	66.09	91.61	82.11	66.09	82.11	260.78
	b) Seeds	235.63	113.01		235.63	0.00	776.46
	<b>Total</b>	<b>301.73</b>	<b>204.62</b>	<b>82.11</b>	<b>301.73</b>	<b>82.11</b>	<b>1037.24</b>
	Less: Interest	0.00	0	0	0	0	0
	Add: Un-allocated income net of un-	0	0	0	0	0	0
	expenditure	0	0	0	0	0	0
	Add/(Less) : Exceptional items	0	93.45	0	0	0	93.45
	Add/(Less) : Share of Profit /(Loss)						
	of associates	0	0	0	0	0	0
	<b>Total Profit /(Loss) Before Tax</b>	<b>2.74</b>	<b>25.48</b>	<b>-38.96</b>	<b>2.74</b>	<b>-38.96</b>	<b>52.56</b>
3	<b>Segment Assets</b>						
	a) Bio Green Papers Limited	5152.08	5178.86	0	5152.08	0.00	5178.86
	b) Vivessa Industries Pvt Ltd						
	(42.91%)	1232.48	1246.67	0	1232.48	0.00	1246.67
	<b>Total</b>	<b>6384.56</b>	<b>6425.53</b>	<b>0</b>	<b>6384.56</b>	<b>0.00</b>	<b>6425.53</b>
4	<b>Segment Liabilities</b>						
	a) Bio Green Papers Limited	173.61	421.07	0	173.61	0.00	421.07
	b) Vivessa Industries Pvt Ltd						
	(42.91%)	213.69	230.3	0	213.69	0.00	230.30
	<b>Total</b>	<b>387.30</b>	<b>651.37</b>	<b>0</b>	<b>387.30</b>	<b>0.00</b>	<b>651.38</b>

Place : Hyderabad  
Date: 12th August 2019

By Order of the Board  
For Bio Green Papers Limited

V. JAGDISH  
MANAGING DIRECTOR  
DIN:00055303





# BIO GREEN

continuation sheet

Statement of unaudited Consolidated Financial Results for the Quarter Ended June 30, 2019

(Amount In INR Lakhs)

Sl. No	Particulars	Quarter Ended			Quarter Ended		Year Ended
		June 30, 2019	March 31, 2019	June 30, 2018	June 30, 2019	June 30, 2018	March 31, 2019
		Unaudited	Unaudited	Unaudited	Unaudited	Unaudited	Audited
1	<b>Income</b>						
	Revenue from operations	295.91	136.45	43.15	295.91	43.15	996.15
	Other income	8.56	0.2		8.56		0.2
	<b>Total income</b>	<b>304.47</b>	<b>136.65</b>	<b>43.15</b>	<b>304.47</b>	<b>43.15</b>	<b>996.35</b>
2	<b>Expenses</b>						
	Cost of materials consumed	134.78	101.93	0	134.78	0.00	670.24
	Purchases of stock in trade						
	Changes in inventories of finished goods, Stock in trade and work-in-progress	71.81	-40.02	0	71.81	0.00	-24.42
	Employee benefits expenses	8.46	15.21	2.12	8.46	2.12	29.93
	Finance costs	3.94	5.77	0.01	3.94	0.01	17.44
	Depreciation and amortisation expense	28.48	30.04	21.97	28.48	21.97	119.45
	Other expenses	54.25	91.68	58.01	54.25	58.01	224.61
	<b>Total Expenses</b>	<b>301.73</b>	<b>204.61</b>	<b>82.11</b>	<b>301.73</b>	<b>82.11</b>	<b>1037.25</b>
	Profit before tax, exceptional items and						
3	Share in Profit/(loss) of associates	2.74	-67.97	-38.96	2.74	-38.96	-40.89
4	Add:Share of profit/(loss) of associates	0	0	0	0	0	0
	<b>Profit before tax, exceptional items and tax</b>	<b>2.74</b>	<b>-67.97</b>	<b>-38.96</b>	<b>2.74</b>	<b>-38.96</b>	<b>-40.89</b>
5	Exceptional items	0	93.45	0	0	0	93.45
6	Profit before tax	2.74	25.48	-38.96	2.74	-38.96	52.56
7	Tax expense						
	1.Current tax	8.39	2.41				2.41
	2.Deferred tax	2.14	-6.31	6.73	2.14	6.73	-9.8
	<b>Total Tax Expenses</b>	<b>10.54</b>	<b>-3.90</b>	<b>6.73</b>	<b>2.14</b>	<b>6.73</b>	<b>-7.39</b>
9	<b>Net Profit for the period</b>	<b>-7.79</b>	<b>29.38</b>	<b>-45.69</b>	<b>0.60</b>	<b>-45.69</b>	<b>59.95</b>
10	Other comprehensive income(net of tax)						
	Items that will not be reclassified to profit or loss	0.00	0.00	0.00	0.00	0.00	0.00
	<b>Total Comprehensive income for the period</b>	<b>-7.79</b>	<b>29.38</b>	<b>-45.69</b>	<b>0.60</b>	<b>-45.69</b>	<b>59.95</b>
12	<b>Net Profit attributable to:</b>						
	-Owners	-7.79	29.38	-45.69	0.60	-45.69	59.95
	-Non-controlling interests	0	0	0	0	0	0
	Other comprehensive income attributable to:						
	-Owners	0	0	0	0	0	0
	-Non-Controlling interests	0	0	0	0	0	0
	Total Comprehensive income attributable to:						
	-Owners	-7.79	29.38	-45.69	0.60	-45.69	59.95
	-Non-Controlling interests	0.00	0.00	0.00	0.00	0.00	0.00
13	Paid-up equity share capital (Face value or Rs.10/- each)	258.18	258.18	80.035	258.18	80.035	258.18
14	Earnings per share (EPS) ( not annualised)						
	(Face value of Rs.10/- per share)						
	(a) Basic	-0.03	0.11	-0.57	0.00	-0.57	0.23
	(b) Diluted	-0.03	0.11	-0.57	0.00	-0.57	0.23








# BIO GREEN

continuation sheet

Statement of unaudited Standalone Financial Results for the Quarter Ended June 30, 2019

(Amount In INR Lakhs)

Particulars	Quarter Ended			Quarter Ended		Year Ended
	June 30, 2019	March 31, 2019	June 30, 2018	June 30, 2019	June 30, 2018	March 31, 2019
	Unaudited	Unaudited	Unaudited	Unaudited	Unaudited	Audited
<b>Income</b>						
(a) Revenue from operations	44.55	8.78	43.15	44.55	43.15	165.84
(b) Other income	8.56			8.56		0.2
<b>Total income</b>	<b>53.11</b>	<b>8.78</b>	<b>43.15</b>	<b>53.11</b>	<b>43.15</b>	<b>166.04</b>
<b>Expenses</b>						
(a) Cost of materials consumed	0	0	0	0	0	3.68
(b) Changes in inventories of finished goods, Stock in trade and work-in-progress	0	0	0	0		0
(c) Employee benefits expenses	5.104	11.34	2.12	5.10	2.12	19.16
(d) Finance costs	0.00	0	0.01	0.00	0.01	0
(e) Depreciation and amortisation expense	15.04	15.07	21.97	15.04	21.97	60.31
(f) Other expenses	45.95	65.2	58.01	45.95	58.01	177.63
<b>Total Expenses</b>	<b>66.09</b>	<b>91.61</b>	<b>82.11</b>	<b>66.09</b>	<b>82.11</b>	<b>260.78</b>
Profit before tax, exceptional items and Tax	-12.99	-82.83	-38.96	-12.99	-38.96	-94.74
Exceptional items	0.00	93.45	0	0.00		93.45
<b>Profit before tax</b>	<b>-12.99</b>	<b>10.62</b>	<b>-38.96</b>	<b>-12.99</b>	<b>-38.96</b>	<b>-1.29</b>
<b>Tax expense</b>						
1.Current tax						
2.Deferred tax	1.01	-4.69	6.73	1.01	6.73	-4.38
<b>Total Tax Expenses</b>	<b>1.01</b>	<b>-4.69</b>	<b>6.73</b>	<b>1.01</b>	<b>6.73</b>	<b>-4.38</b>
<b>Other comprehensive income(net of tax)</b>	<b>-13.99</b>	<b>15.31</b>	<b>-45.69</b>	<b>-13.99</b>	<b>-45.69</b>	<b>3.09</b>
Items that will not be reclassified to profit or loss						
<b>Total Comprehensive income for the period</b>	<b>-13.99</b>	<b>15.31</b>	<b>-45.69</b>	<b>-13.99</b>	<b>-45.69</b>	<b>3.09</b>
Paid-up equity share capital (Face value or Rs.10/- each)	258.18	258.18	80.035	258.18	80.035	258.18
Earnings per share (EPS) ( not annualised) (Face value of Rs.10/- per share)						
(a) Basic	-0.05	0.06	-0.57	-0.05	-0.57	0.01
(b) Diluted	-0.05	0.06	-0.57	-0.05	-0.57	0.01



**Notes:**

1 This Statement has been prepared in accordance with the companies (Indian Accounting Standards) Rules,2015 (IND AS) Prescribed under section 133 of the companies Act,2013 Recognised Accounting practices and policies to the extent applicable. The company adopted Indian Accounting Standards("Ind AS") from April'1,2017

2 The reconciliation of net profit & loss reported in accordance with Indian GAAP to total comprehensive income in accordance with Ind As

Description	June 30, 2019 (Rs In Lakhs)
Net profit / (Loss) as per previous	-12.99
Ind As Adjustments	0
Add /(Less):	0
Effect of fair valuing security deposits and amortisation of advance rentals	0
Tax impact on Ind As Adjustment	-1.01
Others	0
Net profit / (Loss)	-13.99


3 The above results have been reviewed by the Audit Committee and the approved by the Board of Directors at their respective meeting held on 12th August 2019.

4 Details of number of investor complaints for the quarter ended 30th June, 2019  
Beginning : 0, Received :0, Disposed off: 0, Pending : 0.

5 As per the Provision of See 135 of the Companies Act 2013 Corporate Social responsibility is not applicable to the Company.

6 The Company result are posted on Website <http://www.biogreenpapers.com> & Bse.

By order of the Board  
For Bio Green Papers Limited

  
B. Jagdish  
Managing Director



Place: Hyderabad

Date : 12th August 2019



**LIMITED REVIEW REPORT**

The Board of Directors of  
**BIO GREEN PAPERS LIMITED**

**Independent Auditor's Review Report on Consolidated Quarterly and Year to Date Financial Results of the Regulation 33 of the SEBI (Listing Obligations and Disclosure Requirements), 2015**

1. We have reviewed the accompanying statement of Unaudited Financial Results ("The Statement") of **BIO GREEN PAPERS LIMITED**, ("the Company") having registered office at 7B, 4<sup>th</sup> Floor, Lumbini Jewel Mall, Banjara Hills, Road No.2, Hyderabad - 500034, for the quarter ended on June, 2019 and year to date results for the period 01 April 2019 to 30 June 2019, being submitted by the Company pursuant to the requirements of Regulation 33 of the SEBI (Listing Obligations and Disclosure Requirements) Regulations, 2015 ("SEBI Regulations, 2015"). This Statement is the responsibility of the Company's Management and has been approved by the Board of Directors. Our responsibility is to issue a report on the Statement based on our review.
2. We conducted our review in accordance with the Standard on Review Engagement ('SRE') 2410, "Review of Interim Financial Information Performed by the Independent Auditor of the Entity" issued by the Institute of Chartered Accountants of India ("ICAI"). This standard requires that we plan and perform the review to obtain moderate assurance as to whether the Statement is free of material misstatement. A Review is limited primarily to inquiries of Company personnel and analytical procedure applied to financial data and thus provides less assurance than an audit. We have not performed an audit and accordingly, we do not express an audit opinion.
3. Based on our review conducted as stated above, nothing has come to our attention that causes us to believe that the accompanying Statement prepared in accordance with applicable Indian Accounting Standards specified under section 133 of the Companies Act, 2013, and SEBI Circulars CIR/CFD/CMD/15/2015 dated 30 November 2015 and CIR/CFD/FAC/62/2016 dated July 05, 2016, and other recognised accounting practices and policies has not disclosed the information required to be disclosed with the requirement of Regulation 33 of the SEBI (Listing Obligations and Disclosure Requirements) Regulations 2015, including the manner in which, it is to be disclosed, or that it contains any material misstatement.

1. The Statement includes the Results of the following Entities:

Name of the Company	Relationship
Vivessa Industries Private Limited	Associate

4. We did not review the financial result of associate whose total Revenue of Rs. 585.78 Lakhs profit after tax is Rs.27.12 Lakhs for the period ended 30.06.2019. Our report on the consolidated quarterly financial results, in so far as it relates to amount included in respect of the said associate, is solely based on the financial statements prepared by the management of the respective companies.
5. The Statement also includes the Group's share of net Loss (including other comprehensive income) of Rs.0 Lakhs and (-)7.79 Lakhs for the quarter and the months period ended 30 June'



2019, as considered in The Statement, whose financial results have not been reviewed by us. These Financial results are un-reviewed and have been furnished to us by the management and our opinion on the consolidated financial results, in so far as it related to the aforesaid associate is based solely on such un- reviewed financial results. In our opinion and according to the information and explanations given to us by the management, these financial results are not material to the Group. Our review report is not modified in respect of this matter.

For RG & Associates  
Chartered Accountants  
FRN.010022S

  
Rajan Gupta  
Proprietor  
ICAI M.No.211760



Place: Hyderabad  
Date: 12-08-2019




**LIMITED REVIEW REPORT**

The Board of Directors of  
**BIO GREEN PAPERS LIMITED**

**Independent Auditor's Review Report on Standalone Quarterly and Year to Date Financial Results of the Regulation 33 of the SEBI ( Listing Obligations and Disclosure Requirements) Regulations, 2015**

1. We have reviewed the accompanying statement of Unaudited Financial Results ("The Statement") of **BIO GREEN PAPERS LIMITED**, ("the Company") having registered office at 7B, 4<sup>th</sup> Floor, Lumbini Jewel Mall, Banjara Hills, Road No.2, Hyderabad - 500034, for the quarter ended on June, 2019 and year to date results for the period 01 April 2019 to 30 June 2019, being submitted by the Company pursuant to the requirements of Regulation 33 of the SEBI (Listing Obligations and Disclosure Requirements) Regulations, 2015 ("SEBI Regulations, 2015"). This Statement is the responsibility of the Company's Management and has been approved by the Board of Directors. Our responsibility is to issue a report on the Statement based on our review.
2. We conducted our review in accordance with the Standard on Review Engagement ('SRE') 2410, "Review of Interim Financial Information Performed by the Independent Auditor of the Entity" issued by the Institute of Chartered Accountants of India ("ICAI"). This standard requires that we plan and perform the review to obtain moderate assurance as to whether the Statement is free of material misstatement. A Review is limited primarily to inquiries of Company personnel and analytical procedure applied to financial data and thus provides less assurance than an audit. We have not performed an audit and accordingly, we do not express an audit opinion.
3. Based on our review conducted as stated above, nothing has come to our attention that causes us to believe that the accompanying Statement prepared in accordance with applicable Indian Accounting Standards specified under section 133 of the Companies Act, 2013, and SEBI Circulars CIR/CFD/CMD/15/2015 dated 30 November 2015 and CIR/CFD/FAC/62/2016 dated July 05, 2016, and other recognised accounting practices and policies has not disclosed the information required to be disclosed with the requirement of Regulation 33 of the SEBI (Listing Obligations and Disclosure Requirements) Regulations 2015, including the manner in which, it is to be disclosed, or that it contains any material misstatement.

For RG & Associates  
Chartered Accountants  
FRN.010022S



Rajan Gupta  
Proprietor  
ICAI M.No.211760



Place: Hyderabad  
Date: 12-08-2019