



CMMI Level 5 Company

CES Limited

Reg office: 7th Floor Ramky
Selenium Building,
Nanakramguda, Gachibowli,
Hyderabad - 500032.

Date: 13th November, 2021

To,
Corporate Relations Department,
Stock Exchange- Mumbai,
Phiroze Jeejeebhoy Towers,
Dalal Street, Mumbai- 400 001.
Scrip Code: 512341

Dear Sir/ Madam,

Sub : Outcome of Board Meeting – unaudited financial results for the quarter and half year ended 30th September 2021

With reference to the above subject, we would like to inform that the Board of Directors of the Company at their meeting held on 13th November, 2021 have inter alia approved the Unaudited Financial Results of the Company for the quarter and half year ended September, 30th 2021.

In terms of above, we are enclosing herewith the following:

- I. Unaudited Consolidated Financial Results of the Company for the quarter and half year ended September 30, 2021, as per Indian Accounting Standards.
- II. Unaudited Standalone Financial Results of the Company for the quarter and half year ended September 30, 2021, as per Indian Accounting Standards.

Pursuant to Regulation 33 of the SEBI (Listing Obligations and Disclosure Requirements) Regulations, 2015, the Limited Review Reports of the Statutory Auditors on the Unaudited Consolidated and Unaudited Standalone Financial Results at point nos. 1 and 2, respectively are also enclosed.

You are requested to kindly take the same on record.

Thanking you,

Yours Faithfully,
For CES Limited

Suraj Kumar Garg
Company Secretary



P C N & ASSOCIATES

CHARTERED ACCOUNTANTS

Plot No. 12, "N Heights"

Ground Floor, Software Layout Unit

Cyberabad, Hyderabad - 500 081.

Tel. : (91-40) 2311 9499

E-mail : pcnassociates@yahoo.com


Independent Auditor's Review Report on the Quarterly Unaudited Standalone Financial Results of the Company Pursuant to the Regulation 33 of the SEBI (Listing Obligations and Disclosure Requirements) Regulations, 2015, as amended

**Review report to
The Board of Directors
CES LIMITED**

We have reviewed the accompanying statement of unaudited standalone financial results of CES LIMITED (the "Company") for the quarter ended 30 September, 2021 and for the period from 01 April 2021 to 30 September 2021 (the "Statement") attached herewith, being submitted by the Company pursuant to the requirements of Regulation 33 of the SEBI (Listing Obligations and Disclosure Requirements) Regulations, 2015, as amended (the "Listing Regulations").

This Statement, which is the responsibility of the Company's Management and approved by the Company's Board of Directors, has been prepared in accordance with the recognition and measurement principles laid down in Indian Accounting Standard 34, 'Interim Financial Reporting, ('Ind AS 34,') prescribed under Section 133 of the Companies Act, 2013, as amended, read with relevant rules issued thereunder and other accounting principles generally accepted in India. Our responsibility is to express a report on the Statement based on our review.

We conducted our review of the Statement in accordance with the Standard on Review Engagements (SRE) 2410, "Review of Interim Financial Information Performed by the Independent Auditor of the Entity" issued by the Institute of Chartered Accountants of India. This standard requires that we plan and perform the review to obtain moderate assurance as to whether the Statement is free of material misstatement. A review of interim financial information consists of making inquiries, primarily of persons responsible for financial and accounting matters, and applying analytical and other review procedures. A review is substantially less in scope than an audit conducted in accordance with Standards on Auditing and consequently does not enable us to obtain assurance that we would become aware of all significant matters that might be identified in an audit. Accordingly, we do not express an audit opinion.





P C N & ASSOCIATES

CHARTERED ACCOUNTANTS

Plot No. 12, "N Heights"

Ground Floor, Software Layout Unit

Cyberabad, Hyderabad - 500 081.

Tel. : (91-40) 2311 9499

E-mail : pcnassociates@yahoo.com

Based on our review conducted as above, nothing has come to our attention that causes us to believe that the accompanying Statement, prepared in accordance with the recognition and measurement principles laid down in the aforesaid Ind AS 34 prescribed under Section 133 of the Companies Act, 2013, as amended, read with relevant rules issued thereunder and other accounting principles generally accepted in India, has not disclosed the information required to be disclosed in terms of the Listing Regulations, including the manner in which it is to be disclosed, or that it contains any material misstatement.

For P C N & Associates

Chartered Accountants

FRN: 016016S


K. Gopala Krishna

K. Gopala Krishna

Partner

M.No. 203605

UDIN: 21203605AAAAOZ2961



Place: Hyderabad

Date: 13.11.2021

CES LIMITED
Regd. Office : 7th Floor, Tower A, Ramky Selenium, Nanakramguda
Financial District, Gachibowli, HYDERABAD - 500 032
Phone No. 040 42421122, Fax No. 040 40102456

STATEMENT OF STANDALONE UNAUDITED RESULTS FOR THE QUARTER & HALF YEAR ENDED 30TH SEPTEMBER, 2021

(Rupees in Lakhs)

PART I: Particulars	Standalone					
	Quarter ended			Six months ended		Year ended
	30.09.2021	30.06.2021	30.09.2020	30.09.2021	30.09.2020	31.03.2021
	Un-Audited	Un-Audited	Un-Audited	Un-Audited	Un-Audited	Audited
I. Revenue from Operations	3,975.40	3,636.77	2,978.41	7,612.18	6,007.40	12,684.48
II. Other Income	107.93	65.52	28.88	173.45	113.53	527.29
III. Total Income (I +II)	4,083.33	3,702.29	3,007.29	7,785.62	6,120.93	13,211.76
<u>IV. Expenses:</u>						
Employee Benefits expense	1,593.23	1,765.58	1,282.93	3,358.81	2,731.71	6,244.91
Finance costs	-	-		-	-	0.84
Depreciation and amortization expense	66.52	66.52	83.68	133.05	167.73	297.71
Other Expenses	1,576.21	1,455.15	1,535.39	3,031.36	2,569.52	5,974.57
IV. Total Expenses	3,235.97	3,287.26	2,902.00	6,523.22	5,468.96	12,518.04
V. Profit before exceptional items and tax (III - IV)	847.36	415.04	105.30	1,262.40	651.98	693.72
VI. Exceptional Items	-	-	-	-	-	-
VII. Profit/(Loss) before tax (V - VI)	847.36	415.04	105.30	1,262.40	651.98	693.72
VIII. Tax expense:						
(1) Current tax	168.81	94.27	22.71	263.08	115.78	320.74
(2) Deferred tax	0.00	21.92	27.26	21.92	27.26	84.50
IX. Profit/(Loss) for the period from continuing operations (VII-VIII)	678.55	298.84	55.32	977.39	508.93	288.48
X. Other Comprehensive Income.						
(i) Exchange (gain)/Loss on foreign currency transactions	(13.98)	13.98	0.12	-	(0.21)	-
(ii) Actuarial loss on defined benefit plans recongnised in accordance with Ind AS 19.	(121.66)	8.00	(52.80)	(113.65)	(105.53)	(124.22)
Total Comprehensive Income for the period	542.91	320.83	2.64	863.74	403.19	164.26
XI. Earnings per equity share (for continuing operation):						
(1) Basic	1.86	0.82	0.15	2.69	1.40	0.79
(2) Diluted	1.86	0.82	0.15	2.69	1.40	0.79

NOTES:

1. This statement has been reviewed by the Audit Committee and approved by the Board of Directors in their respective meeting held on 13th November, 2021.
2. This statement has been prepared in accordance with the Companies (Indian Accounting Standards) Rules, 2015 (Ind AS) prescribed under section 133 of the companies Act, 2013 and other recognised accounting practices and policies to the extent applicable.
3. The format for un-audited quarterly results as prescribed in SEBI's circular CIR/CFD/CMD/15/2015 dated November 2015 has been modified to comply with requirements of SEBI's circular dated July 5, 2016 Ind AS and Schedule III to the companies Act, 2013 applicable to companies that are required to comply with Ind AS. The inapplicable items in the format of the above results have not been disclosed
4. Segment Capital Employed: Segregation of assets, liabilities depreciation and other non cash expenditure into various primary segments has not been done, as the assets are used interchangeably between segments. Accordingly no disclosure relating to segmental assets has been done.

Place: Hyderabad.

Date: 13th November, 2021.

For CES Limited

Director

CES LIMITED

Regd. Office : 7th Floor, Tower A, Ramky Selenium, Nanakramguda
Financial District, Gachibowli, HYDERABAD - 500 032
Phone No. 040 42421122, Fax No. 040 40102456

PART II: SEGMENT WISE FINANCIAL RESULTS FOR QUARTER & HALF YEAR ENDED 30th SEPTEMBER,2021

(Rupees in Lakhs)

Business Segments	Standalone					
Particulars	Quarter ended			Six months ended		Year ended
	30.09.2021	30.06.2021	30.09.2020	30.09.2021	30.09.2020	31.03.2021
	Un-Audited	Un-Audited	Un-Audited	Un-Audited	Un-Audited	Audited
Revenue						
IT Services & Products Revenue	1,368.25	1,251.70	1,025.10	2,619.94	2,067.61	4,365.71
ITES Services Revenue	2,607.16	2,385.08	1,953.31	4,992.24	3,939.79	8,318.77
Total Revenue	3,975.41	3,636.77	2,978.41	7,612.18	6,007.40	12,684.48
Profit/Loss before tax and interest from each segment						
Direct Expenses - IT Services	(548.36)	(607.67)	(401.26)	(1,156.03)	(940.19)	(2,149.65)
Direct Expenses - ITES Services	(1,044.88)	(1,157.91)	(881.65)	(2,202.79)	(1,791.51)	(4,096.11)
Operating Income -IT Services	819.89	644.03	623.84	1,463.91	1,127.42	2,216.06
Operating Income -ITES Services	1,562.29	1,227.17	1,071.66	2,789.45	2,148.28	4,222.66
Total Segmental Operating Income	2,382.17	1,871.19	1,695.50	4,253.36	3,275.70	6,438.72
Unallocable Expenses	(1,642.74)	(1,521.67)	(1,619.07)	(3,164.41)	(2,737.25)	(6,272.28)
Add: Interest and other Income	107.92	65.53	28.86	173.45	113.53	527.29
Total Profit Before Taxes	847.36	415.04	105.30	1,262.40	651.98	693.72

Geographical Segments	Standalone					
Particulars	Quarter ended			Six months ended		Year ended
	30.09.2021	30.06.2021	30.09.2020	30.09.2021	30.09.2020	31.03.2021
	Un-Audited	Un-Audited	Un-Audited	Un-Audited	Un-Audited	Audited
Revenue						
USA	3,951.52	3,619.50	2,968.19	7,571.02	5,997.18	12,642.52
India	23.89	17.27	10.22	41.16	10.22	41.96
Total Revenue	3,975.41	3,636.77	2,978.41	7,612.18	6,007.40	12,684.48
Profit/Loss before tax and interest from each segment						
USA	2,369.88	1,862.31	1,695.50	4,232.19	3,275.70	6,417.42
India	12.29	8.89	-	21.18	-	21.30
Total Segmental Operating Income	2,382.17	1,871.19	1,695.50	4,253.36	3,275.70	6,438.72
Unallocable Expenses	(1,642.74)	(1,521.67)	(1,619.07)	(3,164.41)	(2,737.25)	(6,272.28)
Add: Interest and other Income	107.93	65.53	28.86	173.45	113.53	527.29
Total Profit Before Taxes	847.36	415.04	105.30	1,262.40	651.98	693.72

Place: Hyderabad
Dated: 13th November, 2021

For CES Limited

Director

CES LIMITED

Standalone Balance Sheet as at 30th September 2021

Particulars	As on 30-09-2021	As on 31-03-2021
	(Rs in Lakhs)	(Rs in Lakhs)
ASSETS:		
1 Non-Current Assets:		
(a) Property, Plant and Equipment	4,035.89	4,141.97
(b) Capital Work-in-progress	36.53	33.71
(c) Goodwill	71.67	85.99
(d) Financial Assets:	-	-
(i) Investments	1,004.39	1,004.39
(ii) Other Financial Assets	305.01	421.27
2 Current Assets:		
(a) Financial Assets:		
(i) Trade Receivables	2,734.00	2,962.77
(ii) Cash and Cash Equivalents	3,486.48	1,945.37
(iii) Loans	811.38	778.55
(b) Other Current Assets	52.89	12.31
Total	12,538.23	11,386.34
EQUITY AND LIABILITIES		
1 Equity		
(a) Equity Share Capital	3,640.00	3,640.00
(b) Other Equity	4,404.10	3,540.36
Liabilities		
2 Non-Current Liabilities		
(a) Financial Liabilities:		
(i) Borrowings	-	-
(b) Provisions	582.24	547.24
(c) Deferred Tax Liabilities (Net)	232.01	210.09
3 Current Liabilities		
(a) Financial Liabilities:		
(i) Trade Payables	274.79	133.86
(b) Other Current Liabilities	2,153.71	2,726.02
(c) Provisions	1,251.38	588.78
Total	12,538.23	11,386.34

Place : Hyderabad
Date : 13th November, 2021

For CES Limited

Director

CES LIMITED

CASH FLOW STATEMENT FOR THE YEAR ENDED 30th SEPTEMBER, 2021

Particulars	Year Ended 30-09-2021	Year Ended 31-03-2021
	(Rs in Lakhs)	(Rs in Lakhs)
A. CASH FLOW FROM OPERATING ACTIVITIES:		
Net profit before taxation, and extraordinary items	1,262.40	693.72
Adjustments for:		
Interest	-	0.84
Depreciation	133.05	297.71
Comprehensive income for the year	(113.65)	(124.22)
Operating Profit before working capital changes	1,281.80	868.06
Adjustments for:		
Trade and other receivables	228.77	(1,135.11)
Short Term Loans and Advances	(32.83)	448.02
Other Current Liabilities	(572.31)	1,038.22
Short Term provisions	662.61	(135.85)
Trade payables	140.93	(91.27)
Other Current assets	(40.57)	312.02
Cash generated from operations	1,668.39	1,304.10
Direct taxes	(263.08)	(320.74)
Cash flow before extraordinary items	1,405.31	983.36
Extraordinary items	-	-
NET CASH FLOW FROM OPERATING ACTIVITIES	1,405.31	983.36
B. CASH FLOW FROM INVESTING ACTIVITIES:		
Purchase of Fixed Assets	(15.46)	(26.00)
Proceeds from other financial assets	116.26	(64.85)
Proceeds from Loan	-	-
Investment in Non-Current Investments	-	-
Net Cash Used In Investing Activities	100.79	(90.85)
C. CASH FLOW FROM FINANCING ACTIVITIES:		
Interest paid	-	(0.84)
Long Term Liabilities	-	-
Long Term Provisions	35.00	212.42
Long Term Loans and Other Financial Assets	-	-
Net Cash Flow From Financing Activities	35.00	211.57
NET INCREASE\ (DECREASE) IN CASH AND CASH EQUIVALENTS	1,541.10	1,104.08
Cash and Cash equivalents (Opening Balance)	1,945.37	841.29
Cash and Cash equivalents (Closing Balance)	3,486.48	1,945.37

Place : Hyderabad

Date : 13th November, 2021

For CES Limited

Director



P C N & ASSOCIATES

CHARTERED ACCOUNTANTS

Plot No. 12, "N Heights"

Ground Floor, Software Layout Unit

Cyberabad, Hyderabad - 500 081.

Tel. : (91-40) 2311 9499

E-mail : pcnassociates@yahoo.com


Independent Auditor's Review Report on the Quarterly Unaudited Consolidated Financial Results of the Company pursuant to the Regulation 33 of the SEBI (Listing obligations and Disclosure Requirements) Regulations, 2015, as amended

Review report to
The Board of Directors
CES LIMITED

We have reviewed the accompanying statement of unaudited consolidated financial results of **CES LIMITED** (the "Holding Company") and its subsidiaries (the Holding Company and its subsidiaries together referred to as "the Group"), for the quarter ended 30 September, 2021 and for the period from 01 April 2021 to 30 September 2021 (the "Statement") attached herewith, being submitted by the Holding Company pursuant to the requirements of Regulation 33 of the SEBI (Listing Obligations and Disclosure Requirements) Regulations, 2015, as amended (the "Listing Regulations").

This Statement, which is the responsibility of the Holding Company's Management and approved by the Holding Company's Board of Directors, has been prepared in accordance with the recognition and measurement principles laid down in Indian Accounting Standard 34, 'Interim Financial Reporting, ("Ind AS 34") prescribed under Section 133 of the Companies Act, 2013, as amended, read with relevant rules issued thereunder and other accounting principles generally accepted in India. Our responsibility is to express a conclusion on the Statement based on our review

We conducted our review of the Statement in accordance with the Standard on Review Engagements (SRE) 2410, "Review of Interim Financial Information Performed by the Independent Auditor of the Entity, issued by the Institute of Chartered Accountants of India. This standard requires that we plan and perform the review to obtain moderate assurance as to whether the Statement is free of material misstatement. A review of interim financial information consists of making inquiries, primarily of persons responsible for financial and accounting matters, and applying analytical and other review procedures. A review is substantially less in scope than an audit conducted in accordance with Standards on Auditing and consequently does not enable us to obtain assurance that we would become aware of all significant matters that might be identified in an audit. Accordingly, we do not express an audit opinion.





P C N & ASSOCIATES

CHARTERED ACCOUNTANTS

Plot No. 12, "N Heights"

Ground Floor, Software Layout Unit

Cyberabad, Hyderabad - 500 081.

Tel. : (91-40) 2311 9499

E-mail : pcnassociates@yahoo.com

We also performed procedures in accordance with the circular issued by the SEBI under Regulation 33 (8) of the SEBI (Listing Obligations and Disclosure Requirements) Regulations, 2015, as amended, to the extent applicable.

The Statement includes the results of the following entities:


1. CES Information Technologies Private Limited
2. CES Global IT Solutions Private Limited
3. CES Technology Services Private Limited
4. CES USA INC

Based on our review conducted and procedures performed as stated above, nothing has come to our attention that causes us to believe that the accompanying Statement, prepared in accordance with the recognition and measurement principles laid down in the aforesaid Indian Accounting Standard and other accounting principles generally accepted in India, has not disclosed the information required to be disclosed in terms of Regulation 33 of the SEBI (Listing Obligations and Disclosure Requirements) Regulations, 2015, as amended, including the manner in which it is to be disclosed, or that it contains any material misstatement.

The accompanying Statement includes unaudited interim financial results and other unaudited financial information in respect of:

subsidiaries, whose interim Ind AS financial results and other financial information reflect total assets of Rs. 13,666.76/- Lakhs before elimination as at 30 September 2021 and total revenue of Rs 8,256.74/- and Rs. 12,855.99/- Lakhs, total net profit after tax of Rs. 438.86/-Lakhs and Rs. 895.47/- and total comprehensive income of RS 948.13 and Rs.948.35/- Lakhs for the quarter ended 30.09.21 and half year ended for the period from 01 April 2021 to 30 September 2021 , respectively, as considered in "the Statement" whose interim Ind AS financial results and other financial information have not been reviewed by their auditors;

These unaudited interim financial results and other unaudited financial information have been approved and furnished to us by the Management and our conclusion on the Statement, in so far as it relates to the affairs of these subsidiary is based solely on such unaudited interim financial results and other unaudited financial information.





P C N & ASSOCIATES

CHARTERED ACCOUNTANTS

Plot No. 12, "N Heights"

Ground Floor, Software Layout Unit

Cyberabad, Hyderabad - 500 081.

Tel. : (91-40) 2311 9499

E-mail : pcnassociates@yahoo.com

Our conclusion on the Statement in respect of matters stated above is not modified with respect to our reliance on the financial results certified by the Management

For P C N & Associates

Chartered Accountants

FRN: 016016S


K. Gopala Krishna

K. Gopala Krishna

Partner

M.No. 203605

UDIN: 21203605 AAAAPA1445



Place: Hyderabad

Date: 13.11.2021

CES LIMITED
Regd. Office : 7th Floor, Tower A, Ramky Selenium, Nanakramguda
Financial District, Gachibowli, HYDERABAD - 500 032
Phone No. 040 42421122, Fax No. 040 40102456

STATEMENT OF CONSOLIDATED UNAUDITED RESULTS FOR THE QUARTER & HALF YEAR ENDED 30TH SEPTEMBER, 2021

(Rupees in Lakhs)

PART I: Particulars	Consolidated					
	Quarter ended			Six months ended		Year ended
	30.09.2021	30.06.2021	30.09.2020	30.09.2021	30.09.2020	31.03.2021
	Un-Audited	Un-Audited	Un-Audited	Un-Audited	Un-Audited	Audited
I. Revenue from Operations	9,797.98	8,239.88	6,983.92	18,037.86	14,989.61	31,346.57
II. Other Income	114.06	61.65	1.70	175.71	84.00	1,607.12
III. Total Income (I +II)	9,912.04	8,301.53	6,985.62	18,213.57	15,073.61	32,953.69
<u>IV. Expenses:</u>						
Employee Benefits expense	6,055.32	5,055.04	4,184.65	11,110.36	9,560.86	20,081.70
Finance costs	2.97	4.66	7.03	7.63	13.41	24.85
Depreciation and amortization expense	126.74	125.77	172.49	252.51	349.63	659.27
Other Expenses	2,382.06	2,107.41	2,016.15	4,489.46	3,503.26	8,807.67
IV. Total Expenses	8,567.08	7,292.88	6,380.32	15,859.96	13,427.16	29,573.49
V. Profit before exceptional items and tax (III - IV)	1,344.95	1,008.66	605.30	2,353.61	1,646.45	3,380.21
VI. Exceptional Items	-	-	-	-	-	-
VII. Profit/(Loss) before tax (V - VI)	1,344.95	1,008.66	605.30	2,353.61	1,646.45	3,380.21
VIII. Tax expense:						
(1) Current tax	227.51	224.46	220.80	451.97	457.59	757.81
(2) Deferred tax	0.01	28.75	27.73	28.76	27.73	57.04
IX. Profit/(Loss) for the period from continuing operations (VII-VIII)	1,117.43	755.44	356.76	1,872.87	1,161.12	2,565.36
X. Other Comprehensive Income.						
(i) Exchange (gain)/Loss on foreign currency transactions	(15.19)	14.37	51.89	(0.82)	51.80	2.60
(ii) Actuarial loss on defined benefit plans reconginised in accordance with Ind AS 19.	(67.79)	7.83	(52.80)	(59.96)	(105.53)	(162.88)
Total Comprehensive Income for the period	1,034.45	777.65	355.86	1,812.10	1,107.39	2,405.08
XI. Earnings per equity share (for continuing operation):						
(1) Basic	3.07	2.08	0.98	5.15	3.19	7.05
(2) Diluted	3.07	2.08	0.98	5.15	3.19	7.05

NOTES:

1. This statement has been reviewed by the Audit Committee and approved by the Board of Directors in their respective meeting held on 13th November, 2021.
2. This statement has been prepared in accordance with the Companies (Indian Accounting Standards) Rules, 2015 (Ind AS) prescribed under section 133 of the companies Act, 2013 and other recognised accounting practices and policies to the extent applicable.
3. The format for un-audited quarterly results as prescribed in SEBI's circular CIR/CFD/CMD/15/2015 dated November 2015 has been modified to comply with requirements of SEBI's circular dated July 5, 2016 Ind AS and Schedule III to the companies Act, 2013 applicable to companies that are required to comply with Ind AS. The inapplicable items in the format of the above results have not been disclosed
4. Segment Capital Employed: Segregation of assets, liabilities depreciation and other non cash expenditure into various primary segments has not been done, as the assets are used interchangeably between segments. Accordingly no disclosure relating to segmental assets has been done.

Place: Hyderabad.

Date: 13th November, 2021.

For CES Limited

Director

CES LIMITED

Regd. Office : 7th Floor, Tower A, Ramky Selenium, Nanakramguda
Financial District, Gachibowli, HYDERABAD - 500 032
Phone No. 040 42421122, Fax No. 040 40102456

PART II: SEGMENT WISE FINANCIAL RESULTS FOR QUARTER & HALF YEAR ENDED 30th SEPTEMBER, 2021

(Rupees in Lakhs)

Business Segments	Consolidated					
Particulars	Quarter ended			Six months ended		Year ended
	30.09.2021	30.06.2021	30.09.2020	30.09.2021	30.09.2020	31.03.2021
	Un-Audited	Un-Audited	Un-Audited	Un-Audited	Un-Audited	Audited
Revenue						
IT Services & Products Revenue	4,049.17	2,159.06	1,829.97	6,208.23	3,927.67	8,213.61
ITES Services Revenue	5,748.81	6,080.83	5,153.95	11,829.63	11,061.94	23,132.96
Total Revenue	9,797.98	8,239.88	6,983.92	18,037.86	14,989.61	31,346.57
Profit/Loss before tax and interest from each segment						
Direct Expenses - IT Services	(2,499.39)	(1,324.55)	(1,386.40)	(3,823.94)	(2,505.20)	(5,261.93)
Direct Expenses - ITES Services	(3,555.93)	(3,730.49)	(2,798.25)	(7,286.42)	(7,055.67)	(14,819.78)
Operating Income -IT Services	1,549.78	834.51	443.57	2,384.29	1,422.47	2,951.69
Operating Income -ITES Services	2,192.87	2,350.34	2,355.70	4,543.21	4,006.28	8,313.18
Total Segmental Operating Income	3,742.66	3,184.84	2,799.27	6,927.50	5,428.75	11,264.87
Unallocable Expenses	(2,511.76)	(2,237.84)	(2,195.67)	(4,749.60)	(3,866.30)	(9,491.79)
Add: Interest and other Income	114.06	61.65	1.70	175.71	84.00	1,607.12
Total Profit Before Taxes	1,344.95	1,008.66	605.30	2,353.61	1,646.45	3,380.21

Geographical Segments	Consolidated					
Particulars	Quarter ended			Six months ended		Year ended
	30.09.2021	30.06.2021	30.09.2020	30.09.2021	30.09.2020	31.03.2021
	Un-Audited	Un-Audited	Un-Audited	Un-Audited	Un-Audited	Audited
Revenue						
USA	9,774.09	8,222.61	6,975.50	17,996.70	14,979.39	31,304.62
India	23.89	17.27	8.42	41.16	10.22	41.96
Total Revenue	9,797.98	8,239.88	6,983.92	18,037.86	14,989.61	31,346.58
Profit/Loss before tax and interest from each segment						
USA	3,728.09	3,178.23	2,799.28	6,906.32	5,428.75	11,249.79
India	14.57	6.62	-	21.18	-	15.08
Total Segmental Operating Income	3,742.65	3,184.85	2,799.28	6,927.50	5,428.75	11,264.87
Unallocable Expenses	(2,511.77)	(2,237.84)	(2,195.68)	(4,749.60)	(3,866.30)	(9,491.79)
Add: Interest and other Income	114.07	61.65	1.70	175.71	84.00	1,607.12
Total Profit Before Taxes	1,344.95	1,008.66	605.30	2,353.61	1,646.45	3,380.21

Place: Hyderabad
Dated: 13th November, 2021

For CES Limited

Director

CES LIMITED

Consolidated Balance Sheet as at 30th September 2021

Particulars	As on 30-09-2020	As on 31-03-2020
	(Rs in Lakhs)	(Rs in Lakhs)
ASSETS:		
1 Non-Current Assets:		
(a) Property, Plant and Equipment	4,150.80	4,260.31
(b) Capital Work-in-progress	36.53	33.71
(c) Goodwill	1,101.71	1,184.69
(d) Goodwill on consolidation	655.49	655.49
(e) Financial Assets:	-	-
(i) Investments	-	-
(ii) Other Financial Assets	497.27	615.80
(f) Deferred Tax Asset	25.71	32.52
2 Current Assets:	-	-
(a) Financial Assets:	-	-
(i) Trade Receivables	6,752.55	6,579.96
(ii) Cash and Cash Equivalents	10,086.37	7,539.02
(iii) Loans	2,090.41	1,644.74
(b) Other Current Assets	52.89	21.19
Total	25,449.72	22,567.44
EQUITY AND LIABILITIES		
1 Equity		
(a) Equity Share Capital	3,640.00	3,640.00
(b) Other Equity	10,133.09	8,528.32
(c) Minority Interest	1,064.98	834.51
Liabilities		
2 Non-Current Liabilities		
(a) Financial Liabilities:		
(i) Borrowings	70.23	25.42
(b) Provisions	735.37	759.82
(c) Deferred Tax Liabilities (Net)	248.39	221.86
(a) Short-Term Borrowings		
(a) Financial Liabilities:		
(i) Trade Payables	1,213.04	932.40
(b) Other Current Liabilities	5,595.38	5,586.79
(c) Provisions	2,749.23	2,038.32
Total	25,449.72	22,567.44

Place : Hyderabad
Date : 13th November, 2021

For CES Limited

Director

CES LIMITED

CONSOLIDATED CASH FLOW STATEMENT FOR THE YEAR ENDED 30th SEPTEMBER, 2021

Particulars	Year Ended 30-09-2021 (Rs in Lakhs)	Year Ended 31-03-2021 (Rs in Lakhs)
A. CASH FLOW FROM OPERATING ACTIVITIES:		
Net profit before taxation, and extraordinary items	2,353.61	3,380.21
Adjustments for:		-
Interest	7.63	24.85
Depreciation	252.51	659.27
Comprehensive income for the year	60.78	(160.28)
Operating Profit before working capital changes	2,674.52	3,904.04
Adjustments for:		
Trade and other receivables	(172.59)	(2,711.80)
Short Term Loans and Advances	(445.67)	1,748.22
Other Current Liabilities	8.60	890.88
Short Term provisions	710.90	1,072.29
Trade payables	280.64	150.46
Other Current assets	(31.70)	665.66
Cash generated from operations	3,024.71	5,719.76
Direct taxes	(451.97)	(757.81)
Cash flow before extraordinary items	2,572.73	4,961.95
Extraordinary items	-	-
NET CASH FLOW FROM OPERATING ACTIVITIES	2,572.73	4,961.95
B. CASH FLOW FROM INVESTING ACTIVITIES:		
Purchase of Fixed Assets	(62.82)	(216.37)
Proceeds from other financial assets	118.53	(218.04)
Proceeds from Loan	44.81	(30.16)
Translation Adjustment	(97.11)	106.53
Investment in Non-Current Investments	3.28	39.63
Net Cash Used In Investing Activities	6.69	(318.41)
C. CASH FLOW FROM FINANCING ACTIVITIES:		
Interest paid	(7.63)	(24.85)
Long Term Liabilities	-	-
Long Term Provisions	(24.44)	410.79
Long Term Loans and Other Financial Assets	-	-
Net Cash Flow From Financing Activities	(32.07)	385.94
NET INCREASE\ (DECREASE) IN CASH AND CASH EQUIVALENTS	2,547.35	5,029.48
Cash and Cash equivalents (Opening Balance)	7,539.02	2,509.54
Cash and Cash equivalents (Closing Balance)	10,086.37	7,539.02

Place : Hyderabad

Date : 13th November, 2021

For CES Limited

Director