

26th May, 2023

BSE Ltd.
Dept. of Corporate Services,
P. J. Towers, Dalal Street,
Mumbai 400 001

National Stock Exchange of India Limited
Listing Department,
Exchange Plaza, Bandra Kurla Complex,
Bandra (E), Mumbai 400 051

Scrip Code: 524667

Symbol: SOTL

Dear Sirs,

Sub: Outcome of Board Meeting held on 26th May, 2023

Pursuant to Regulation 30 read with Part A of Schedule III, Regulation 33 and all other applicable regulations, if any, of the SEBI (Listing Obligations & Disclosure Requirements) Regulations, 2015, the Board of Directors at its meeting held today at its Registered Office at 66/67, Nariman Bhavan, Nariman Point, Mumbai 400021 has approved the following:

1. Statement of Standalone and Consolidated Audited Financial Results for the quarter and year ended 31st March, 2023, Audited Statement of Assets and Liabilities as at 31st March, 2023 and Audited Cash Flow Statement for the year ended 31st March, 2023;
2. Audit Report by M/s. G. D. Apte & Company, Chartered Accountants, Mumbai, the Statutory Auditors of the Company on the Standalone and Consolidated Audited Financial Results for the quarter and year ended 31st March, 2023;
3. Final dividend @200% (i.e. Rs.4/- on each fully paid equity share of Rs.2/-) for the financial year 2022-23, subject to approval of the Shareholders at the ensuing Annual General Meeting of the Company.

The Meeting of the Board of Directors commenced at 3.30 p.m. and concluded at 6.00 p.m.

You are requested to take note of the same and display the same on the notice board for information of the members of the Stock Exchange and public.

Thanking you,

Yours faithfully,

For **Savita Oil Technologies Limited**



Uday C. Rege

Company Secretary & Executive VP – Legal
(Compliance Officer)



SAVITA OIL TECHNOLOGIES LIMITED

CIN - L24100MH1961PLC012066

66/67, Nariman Bhavan, Nariman Point, Mumbai - 400 021

Audited Standalone Financial Results for the Quarter and Year ended 31st March, 2023

₹ in lakhs

Particulars	Quarter ended 31.3.2023 (Audited)*	Quarter ended 31.12.2022 (Unaudited)	Quarter ended 31.3.2022 (Audited)*	Year ended 31.3.2023 (Audited)	Year ended 31.3.2022 (Audited)
1 Revenue from operations					
a) Gross Sales / Income from Operations	91,759.10	88,020.16	78,587.71	3,49,312.48	2,80,659.56
b) Other Operating Income	987.23	965.42	842.72	3,382.15	2,173.62
Total revenue from operations	92,746.33	88,985.58	79,430.43	3,52,694.63	2,82,833.18
2 Other Income	1,443.72	981.90	426.41	2,403.92	2,480.80
3 Total Income	94,190.05	89,967.48	79,856.84	3,55,098.55	2,85,313.98
4 Expenses					
a) Cost of materials consumed	75,443.46	75,530.81	59,801.72	2,78,672.69	2,17,457.95
b) Purchases of stock-in- trade	1,276.95	4,091.90	986.08	10,757.28	2,051.86
c) Changes in inventories of finished goods, work-in-progress and stock-in-trade	2,842.84	(2,518.08)	1,009.70	(4,053.19)	(211.74)
d) Employee benefits expense	1,660.01	1,661.68	2,106.79	7,012.92	7,013.47
e) Finance cost	647.26	1,085.24	588.68	3,494.12	1,874.67
f) Depreciation and amortisation expense	546.00	482.15	524.61	1,944.34	2,021.54
g) Other Expenses	6,703.20	6,188.87	6,662.12	27,816.32	21,589.49
Total Expenses	89,119.72	86,522.57	71,679.70	3,25,644.48	2,51,797.24
5 Profit from operations before exceptional items and tax (3-4)	5,070.33	3,444.91	8,177.14	29,454.07	33,516.74
6 Exceptional Items	-	-	-	-	-
7 Profit from ordinary activities before tax (5+6)	5,070.33	3,444.91	8,177.14	29,454.07	33,516.74
8 Tax expense					
a) Current tax	1,277.56	729.50	2,326.62	7,624.86	8,661.59
b) Deferred tax	32.00	38.81	(133.12)	(162.59)	(143.47)
c) Provision for taxation no longer required	(4.48)	-	-	(4.48)	-
9 Net profit for the period after tax (7-8)	3,765.25	2,676.60	5,983.64	21,996.28	24,998.62
10 Other comprehensive income					
a) Items that will not be reclassified to profit / (loss)	29.57	(17.90)	33.30	0.56	(46.06)
b) Income tax on items that will not be reclassified to profit / (loss)	(7.44)	4.50	(8.38)	(0.14)	11.59
11 Total Comprehensive income (9+10)	3,787.38	2,663.20	6,008.56	21,996.70	24,964.15
12 Paid-up equity share capital (Face value of ₹ 2 each)	1,382.01	1,382.01	1,382.01	1,382.01	1,382.01
13 Reserves excluding Revaluation Reserves as per balance sheet of previous accounting year				1,44,904.79	1,26,363.13
14 Earning per share ₹ (Basic and Diluted)	5.45	3.87	8.64	31.83	36.10



my

[Signature]



[Signature]

SAVITA OIL TECHNOLOGIES LIMITED

CIN - L24100MH1961PLC012066

66/67, Nariman Bhavan, Nariman Point, Mumbai - 400 021

**Audited Standalone Segmentwise Revenue, Results, Segment Assets and Segment Liabilities
For the Quarter and Year ended 31st March, 2023**

	Quarter ended 31.3.2023 (Audited)*	Quarter ended 31.12.2022 (Unaudited)	Quarter ended 31.3.2022 (Audited)*	Year ended 31.3.2023 (Audited)	Year ended 31.3.2022 (Audited)
1 Segment Revenues					
Petroleum Products	92,483.94	88,702.61	79,369.30	3,50,157.53	2,80,621.59
Wind Power	574.08	449.82	426.64	3,447.55	3,228.04
Other Unallocated	1,132.03	815.05	60.90	1,493.47	1,464.35
Revenue / Income from Operations	<u>94,190.05</u>	<u>89,967.48</u>	<u>79,856.84</u>	<u>3,55,098.55</u>	<u>2,85,313.98</u>
2 Segment Results					
Profit before taxation and Finance Costs for each segment					
Petroleum Products	5,698.63	4,291.09	9,946.85	32,641.46	35,406.74
Wind Power	67.47	56.41	177.56	1,613.24	1,463.71
Total	<u>5,766.10</u>	<u>4,347.50</u>	<u>10,124.41</u>	<u>34,254.70</u>	<u>36,870.45</u>
Less: i) Finance Costs	647.26	1,085.24	588.68	3,494.12	1,874.67
ii) Un-allocable expenditure net off un-allocable income	<u>48.51</u>	<u>(182.65)</u>	<u>1,358.59</u>	<u>1,306.51</u>	<u>1,479.04</u>
	695.77	902.59	1,947.27	4,800.63	3,353.71
Total Profit before tax	<u>5,070.33</u>	<u>3,444.91</u>	<u>8,177.14</u>	<u>29,454.07</u>	<u>33,516.74</u>
3 Segment Assets					
Petroleum Products	1,72,664.93	1,73,046.59	1,29,637.05	1,72,664.93	1,29,637.05
Wind Power	7,297.97	7,503.92	8,036.20	7,297.97	8,036.20
Unallocated	47,385.27	43,694.65	60,568.33	47,385.27	60,568.33
Total	<u>2,27,348.17</u>	<u>2,24,245.16</u>	<u>1,98,241.58</u>	<u>2,27,348.17</u>	<u>1,98,241.58</u>
4 Segment Liabilities					
Petroleum Products	79,574.70	79,499.22	68,872.69	79,574.70	68,872.69
Wind Power	433.18	600.97	582.15	433.18	582.15
Unallocated	1,053.49	1,645.54	1,041.60	1,053.49	1,041.60
Total	<u>81,061.37</u>	<u>81,745.73</u>	<u>70,496.44</u>	<u>81,061.37</u>	<u>70,496.44</u>

Notes :

- This statement has been prepared in accordance with the Companies (Indian Accounting Standards) Rules, 2015 (as amended) (Ind AS), prescribed under Section 133 of the Companies Act, 2013 and other recognized accounting practices and policies to the extent applicable.
- The format for the above audited standalone quarterly results is in accordance with SEBI circular CIR/CFD/CMD/15/2015 dated 30th November, 2015 read with circular CIR/CFD/FAC/62/2016 dated 5th July, 2016.
- The above audited standalone financial results have been reviewed by the Audit Committee and approved by the Board of Directors at its meeting held on Friday, 26th May, 2023.
- The Board of Directors have recommended dividend @ 200 %, i.e., ₹ 4 per Equity Share (face value ₹ 2 each) aggregating to ₹ 2,764.02 lakhs for the year ended 31st March, 2023.
- Savita Greentec Limited (SGL), a wholly owned subsidiary of the Company was incorporated on 3rd October, 2022. SGL is yet to commence its business operations.
- The National Company Law Tribunal (NCLT) vide its order dated 8th May, 2023, has approved the scheme of amalgamation with the Company's wholly owned subsidiary, Savita Polymers Limited (SPL). The Company is in the process of filing the said order with the Registrar of Companies (RoC).
- * Figures for the last quarters ended 31st March, 2023 and 31st March, 2022 represent the difference between the audited figures in respect of the full financial years and the published figures of nine months ended 31st December, 2022 and 31st December, 2021 respectively.
- Previous quarter's / year's figures have been regrouped / rearranged wherever necessary to conform to those of current quarter / year classification.

For Savita Oil Technologies Limited

G. N. Mehra

Chairman and Managing Director

(DIN:00296615)

Mumbai
26th May, 2023



SAVITA OIL TECHNOLOGIES LIMITED

CIN - L24100MH1961PLC012066

66/67, Nariman Bhavan, Nariman Point, Mumbai - 400 021

Audited Standalone Statement of Assets and Liabilities as at 31st March, 2023

₹ in lakhs

	As at 31.3.2023 (Audited)	As at 31.3.2022 (Audited)
ASSETS		
1. Non-current Assets		
a. Property, Plant and Equipments	15,856.96	16,517.61
b. Capital work-in-progress	436.05	247.97
c. Investment Property	795.62	836.32
d. Other Intangible assets	104.90	130.97
e. Financial Assets		
(i) Investments	21,088.38	18,937.03
(ii) Loans	33.64	24.19
(iii) Others	68.28	57.57
f. Other non-current assets	417.44	430.94
2. Current Assets		
a. Inventories	78,279.42	53,992.99
b. Financial Assets		
(i) Investments	21,990.24	37,529.48
(ii) Trade receivables	74,620.79	57,412.24
(iii) Cash and cash equivalents	4,625.08	4,767.38
(iv) Bank balances other than (iii) above	344.87	315.43
(v) Loans	36.65	27.36
(vi) Others	555.28	388.49
c. Current Tax Assets (Net)	1,833.26	1,490.48
d. Other current assets	6,261.31	5,135.13
e. Assets classified as held for sale	-	-
Total Assets	2,27,348.17	1,98,241.58
EQUITY AND LIABILITIES		
Equity		
a. Equity Share Capital	1,382.01	1,382.01
b. Other Equity	1,44,904.79	1,26,363.13
Liabilities		
1. Non-current Liabilities		
a. Financial Liabilities		
(i) Borrowings	-	-
(ii) Lease liabilities	6.36	10.25
(iii) Other financial liabilities (other than those specified in (b) below, to be specified)	-	-
b. Provisions	649.05	626.52
c. Deferred tax liabilities (Net)	89.30	251.89
d. Other non-current liabilities	-	-
2. Current Liabilities		
a. Financial Liabilities		
(i) Borrowings	-	-
(ii) Lease liabilities	5.31	5.31
(iii) Trade payables		
Total outstanding dues of micro enterprises and small enterprises	1,275.76	1,098.62
Total outstanding dues of creditors other than micro enterprises and small enterprises	72,147.61	60,040.69
(vi) Other financial liabilities (other than those specified in (c) below)	1,677.98	1,736.63
b. Other current liabilities	4,139.30	5,833.21
c. Provisions	106.51	103.61
d. Current Tax Liabilities (Net)	964.19	789.71
Total Equity and Liabilities	2,27,348.17	1,98,241.58

For Savita Oil Technologies Limited

G. N. Mehra
G. N. Mehra

Chairman and Managing Director
(DIN:00296615)

Mumbai

26th May, 2023



SAVITA OIL TECHNOLOGIES LIMITED

CIN - L24100MH1961PLC012066

66/67, Nariman Bhavan, Nariman Point, Mumbai - 400 021

Audited Standalone Cash Flow Statement for the Year ended 31st March, 2023

₹ in lakhs

	Year ended 31.3.2023 (Audited)	Year ended 31.3.2022 (Audited)
A. Cash Flow from Operating Activities :		
Profit before tax from continuing operations	29,454.07	33,516.74
Adjustments for -		
Depreciation on property, plant and equipment and investment property	1,916.39	1,999.96
Amortisation on intangible assets	27.95	21.58
Finance costs	3,494.12	1,874.67
(Profit) / loss on sale of property, plant and equipment (net)	11.68	(11.36)
(Profit) / loss on sale of non-current investments (net)	(7.58)	(161.71)
(Profit) / loss on sale of current investments (net)	(940.36)	(370.23)
(Gain) / Diminution in the value of non-current investments	(48.18)	(339.77)
(Gain) / Diminution in the value of current investments	(90.35)	(524.54)
Interest income from investing activities	(623.09)	(64.46)
Dividend income	(108.46)	(35.23)
Bad debts, provision for doubtful debts and advances	276.99	465.09
Provisions no longer required	-	-
Balance written off	-	-
Sundry balance write off	16.99	-
Unrealised exchange loss / (gain) (net)	(81.99)	88.71
Operating profit before working capital changes	33,298.18	36,459.45
Changes in working capital:		
Increase / (Decrease) in trade payables	12,381.29	4,845.32
Increase / (Decrease) in long-term provisions	22.53	77.39
Increase / (Decrease) in short-term provisions	3.47	(337.48)
Increase / (Decrease) in other current liabilities	(1,916.27)	1,242.77
(Increase) / Decrease in trade receivables	(17,481.33)	(3,227.30)
(Increase) / Decrease in inventories	(24,286.43)	5,100.51
(Increase) / Decrease in long-term loans and advances	(6.65)	(20.32)
(Increase) / Decrease in short-term loans and advances	(1,192.53)	731.49
(Increase) / Decrease in other current assets	7.08	3.55
Cash generated from operations	829.34	44,875.38
Interest received	-	-
Income tax paid	(7,451.15)	(8,273.22)
Net cash from Operating Activities	(6,621.81)	36,602.16



my



D

Jal:-

Audited Standalone Cash Flow Statement for the Year ended 31st March, 2023 (contd.)


₹ in lakhs

	Year ended 31.3.2023 (Audited)	Year ended 31.3.2022 (Audited)
B. Cash Flow from Investing Activities:		
Additions to property, plant and equipment, investment property and CWIP	(1,464.48)	(1,096.91)
Additions to intangible assets	(1.88)	(79.47)
Sale of property, plant and equipment	49.68	18.63
Purchase of non-current investments	(3,539.20)	(15,001.01)
Purchase of current investments	(1,24,804.09)	(86,601.42)
Sale of Non-current investments	1,275.70	569.76
Sale of current investments	1,41,374.20	73,070.08
Interest received	304.26	52.49
Dividend received	108.46	35.23
Net cash used in Investing Activities	13,302.65	(29,032.62)
C. Cash Flow from Financing Activities:		
Principal payment of lease liabilities	(3.89)	(1.80)
Repayment of long-term borrowings	(12.17)	(35.71)
Shares bought back	-	(3,514.00)
Tax on Shares bought back	-	(818.62)
(Increase) / Decrease in earmarked bank balances (net)	(22.84)	863.39
Interest paid	(3,335.10)	(1,862.51)
Dividend paid	(3,444.76)	(2,075.18)
Net cash used in Financing Activities	(6,818.76)	(7,444.43)
Net Increase / (Decrease) in Cash and Cash Equivalents	(137.92)	125.11
Cash and Cash Equivalents - Beginning of the period	4,767.38	4,511.85
Exchange fluctuation on cash and cash equivalents	(4.38)	130.42
Cash and Cash Equivalents - End of the period	4,625.08	4,767.38
Net Cash and Cash Equivalents	137.92	(125.11)

Notes:

- 1) Cash flow statement has been prepared under the indirect method as set out in Ind AS - 7 specified under Section 133 of the Companies Act, 2013.
- 2) Previous period figures have been regrouped / rearranged wherever necessary to make them comparable with those of current period.

For Savita Oil Technologies Limited



G. N. Mehra

Chairman and Managing Director
(DIN:00296615)

Mumbai

26th May, 2023



Independent Auditor's Report

To
THE BOARD OF DIRECTORS,
SAVITA OIL TECHNOLOGIES LIMITED

Opinion

We have audited the accompanying standalone financial results of **SAVITA OIL TECHNOLOGIES LIMITED** ("the Company"), for the quarter ended March 31, 2023 and the year to date results for the period from April 1, 2022 to March 31, 2023, attached herewith, being submitted by the company pursuant to the requirement of Regulation 33 of the SEBI (Listing Obligations and Disclosure Requirements) Regulations, 2015, as amended ("Listing Regulations").

In our opinion and to the best of our information and according to the explanations given to us, the aforesaid annual financial results:

- a) are presented in accordance with the requirements of Regulation 33 of the SEBI (Listing Obligations and Disclosure Requirements) Regulations, 2015 in this regard; and
- b) give a true and fair view in conformity with the recognition and measurement principles laid down in the applicable accounting standards and other accounting principles generally accepted in India of the net profit and other comprehensive income and other financial information for the quarter ended March 31, 2023 as well as the year to date results for the period from April 1, 2022 to March 31, 2023.

Basis for opinion

We conducted our audit in accordance with the Standards on Auditing (SAs) specified under section 143(10) of the Companies Act, 2013 (the Act). Our responsibilities under those Standards are further described in the Auditor's Responsibilities for the Audit of the Standalone Financial Results section of our report. We are independent of the Company in accordance with the Code of Ethics issued by the Institute of Chartered Accountants of India together with the ethical requirements that are relevant to our audit of the financial results under the provisions of the Companies Act, 2013 and the Rules thereunder, and we have fulfilled our other ethical responsibilities in accordance with these requirements and the Code of Ethics. We believe that the audit evidence we have obtained is sufficient and appropriate to provide a basis for our opinion.

Management's and Board of Director's responsibilities for the annual financial results


The Statement has been prepared on the basis of the standalone annual financial statements. The Company's Management and Board of Directors are responsible for the preparation and presentation of these annual financial results that give a true and fair view of the net profit/loss and other comprehensive income and other financial information in accordance with the recognition and measurement principles laid down in Ind AS and other accounting principles generally accepted in India and in compliance with Regulation 33 of the Listing Regulations. This responsibility also

Mumbai Office: D-509, Neelkanth Business Park, Nathani Road, Vidyavihar West, Mumbai – 400 086.

Phone: +91 22 3512 3184; Email: chetan.sapre@gdaca.com.

Pune Office: GDA House, Plot No. 85, Bhusari Colony (Right), Paud Road, Pune – 411 038,

Phone: +91 20 6680 7200; Email – audit@gdaca.com.



includes maintenance of adequate accounting records in accordance with the provisions of the Act for safeguarding of the assets of the Company and for preventing and detecting frauds and other irregularities; selection and application of appropriate accounting policies; making judgments and estimates that are reasonable and prudent; and the design, implementation and maintenance of adequate internal financial controls that were operating effectively for ensuring accuracy and completeness of the accounting records, relevant to the preparation and presentation of the annual financial results that give a true and fair view and are free from material misstatement, whether due to fraud or error.

In preparing the annual financial results, the Management and the Board of Directors are responsible for assessing the Company's ability to continue as a going concern, disclosing, as applicable, matters related to going concern and using the going concern basis of accounting unless the Board of Directors either intends to liquidate the Company or to cease operations, or has no realistic alternative but to do so.

The Board of Directors is responsible for overseeing the Company's financial reporting process.

Auditor's responsibilities for the audit of the annual financial results

Our objectives are to obtain reasonable assurance about whether the annual financial results as a whole are free from material misstatement, whether due to fraud or error, and to issue an auditor's report that includes our opinion. Reasonable assurance is a high level of assurance, but is not a guarantee that an audit conducted in accordance with SAs will always detect a material misstatement when it exists. Misstatements can arise from fraud or error and are considered material if, individually or in the aggregate, they could reasonably be expected to influence the economic decisions of users taken on the basis of these annual financial results.

As part of an audit in accordance with SAs, we exercise professional judgment and maintain professional skepticism throughout the audit. We also:


- Identify and assess the risks of material misstatement of the annual financial results, whether due to fraud or error, design and perform audit procedures responsive to those risks, and obtain audit evidence that is sufficient and appropriate to provide a basis for our opinion. The risk of not detecting a material misstatement resulting from fraud is higher than for one resulting from error, as fraud may involve collusion, forgery, intentional omissions, misrepresentations, or the override of internal control.
- Obtain an understanding of internal control relevant to the audit in order to design audit procedures that are appropriate in the circumstances. Under Section 143(3)(i) of the Act, we are also responsible for expressing our opinion through a separate report on the complete set of financial statements on whether the Company has adequate internal financial controls with reference to financial statements in place and the operating effectiveness of such controls.
- Evaluate the appropriateness of accounting policies used and the reasonableness of accounting estimates and related disclosures in the annual financial results made by the Management and

Mumbai Office: D-509, Neelkanth Business Park, Nathani Road, Vidyavihar West, Mumbai – 400 086.

Phone: +91 22 3512 3184; Email: chetan.sapre@gdaca.com.

Pune Office: GDA House, Plot No. 85, Bhusari Colony (Right), Paud Road, Pune – 411 038,

Phone: +91 20 6680 7200; Email – audit@gdaca.com.



Board of Directors.

- Conclude on the appropriateness of the Management and Board of Directors' use of the going concern basis of accounting and, based on the audit evidence obtained, whether a material uncertainty exists related to events or conditions that may cast significant doubt on the appropriateness of this assumption. If we conclude that a material uncertainty exists, we are required to draw attention in our auditor's report to the related disclosures in the annual financial results or, if such disclosures are inadequate, to modify our opinion. Our conclusions are based on the audit evidence obtained up to the date of our auditor's report. However, future events or conditions may cause the Company to cease to continue as a going concern.
- Evaluate the overall presentation, structure and content of the annual financial results, including the disclosures, and whether the annual financial results represent the underlying transactions and events in a manner that achieves fair presentation.

We communicate with those charged with governance regarding, among other matters, the planned scope and timing of the audit and significant audit findings, including any significant deficiencies in internal control that we identify during our audit.

We also provide those charged with governance with a statement that we have complied with relevant ethical requirements regarding independence, and to communicate with them all relationships and other matters that may reasonably be thought to bear on our independence, and where applicable, related safeguards.

Other Matter

The Statement includes the results for the quarter ended March 31, 2023 and March 31, 2022, being the balancing figure between audited figures in respect of full financial year and the published unaudited year to date figures up to the third quarter of the respective financial years i.e. December 31, 2022 and December 31, 2021, which were subjected to limited review by us.

For G. D. Apte & Co.

Chartered Accountants

Firm Registration No: 100515W



Mayuresh V. Zele

Partner

Membership No: 150027

UDIN : 23150027BGYKGN7003

Place : Mumbai

Date : May 26, 2023

Mumbai Office: D-509, Neelkanth Business Park, Nathani Road, Vidyavihar West, Mumbai – 400 086.

Phone: +91 22 3512 3184; Email: chetan.sapre@gdaca.com.

Pune Office: GDA House, Plot No. 85, Bhusari Colony (Right), Paud Road, Pune – 411 038,

Phone: +91 20 6680 7200; Email – audit@gdaca.com.

SAVITA OIL TECHNOLOGIES LIMITED

CIN - L24100MH1961PLC012066

66/67, Nariman Bhavan, Nariman Point, Mumbai - 400 021

Audited Consolidated Financial Results for the Quarter and Year ended 31st March, 2023

₹ in lakhs

Particulars	Quarter ended 31.3.2023 (Audited)*	Quarter ended 31.12.2022 (Unaudited)	Quarter ended 31.3.2022 (Audited)*	Year ended 31.3.2023 (Audited)	Year ended 31.3.2022 (Audited)
1 Revenue from operations					
a) Gross Sales / Income from Operations	94,541.32	89,828.92	81,896.07	3,59,457.00	2,91,399.34
b) Other Operating Income	1,019.92	1,027.86	915.03	3,586.53	2,422.20
Total revenue from operations	95,561.24	90,856.78	82,811.10	3,63,043.53	2,93,821.54
2 Other Income	1,428.79	1,141.36	627.17	2,418.68	3,097.27
3 Total Income	96,990.03	91,998.14	83,438.27	3,65,462.21	2,96,918.81
4 Expenses					
a) Cost of materials consumed	77,557.15	75,033.17	61,615.36	2,81,185.68	2,24,456.22
b) Purchases of stock-in- trade	1,624.88	5,610.39	1,544.24	15,525.60	3,304.96
c) Changes in inventories of finished goods, work-in-progress and stock-in-trade	2,745.78	(2,401.79)	1,017.20	(4,269.01)	(575.62)
d) Employee benefits expense	1,852.92	1,865.61	2,310.99	7,841.32	7,866.21
e) Finance cost	651.94	1,092.78	605.27	3,541.49	1,929.62
f) Depreciation and amortisation expense	575.18	511.86	560.38	2,059.48	2,130.57
g) Other Expenses	7,068.15	6,587.29	7,187.57	29,301.24	22,965.26
Total Expenses	92,076.00	88,299.31	74,841.01	3,35,185.80	2,62,077.22
5 Profit from operations before exceptional items and tax (3-4)	4,914.03	3,698.83	8,597.26	30,276.41	34,841.59
6 Exceptional Items	-	-	-	-	-
7 Profit from ordinary activities before tax (5+6)	4,914.03	3,698.83	8,597.26	30,276.41	34,841.59
8 Tax expense					
a) Current tax	1,233.12	785.68	2,426.34	7,868.96	8,901.31
b) Deferred tax	43.15	43.79	(142.89)	(157.80)	(117.23)
c) Provision for taxation no longer required	(4.48)	-	8.50	(4.48)	8.50
9 Net profit for the period after tax (7-8)	3,642.24	2,869.36	6,305.31	22,569.73	26,049.01
10 Other comprehensive income					
a) Items that will not be reclassified to profit / (loss)	47.22	(22.59)	15.10	4.14	(64.82)
b) Income tax on items that will not be reclassified to profit / (loss)	(11.88)	5.68	(3.66)	(1.04)	16.31
11 Total Comprehensive income (9+10)	3,677.58	2,852.45	6,316.75	22,572.83	26,000.50
12 Paid-up equity share capital (Face value of ₹ 2 each)	1,382.01	1,382.01	1,382.01	1,382.01	1,382.01
13 Reserves excluding Revaluation Reserves as per balance sheet of previous accounting year				1,43,522.94	1,24,405.15
14 Earning per share ₹ (Basic and Diluted)	5.27	4.15	9.11	32.66	37.62



my

[Signature]

[Signature]



SAVITA OIL TECHNOLOGIES LIMITED

CIN - L24100MH1961PLC012066

66/67, Nariman Bhavan, Nariman Point, Mumbai - 400 021

**Audited Consolidated Segmentwise Revenue, Results, Segment Assets and Segment Liabilities
For the Quarter and Year ended 31st March, 2023**

	Quarter ended 31.3.2023 (Audited)*	Quarter ended 31.12.2022 (Unaudited)	Quarter ended 31.3.2022 (Audited)*	Year ended 31.3.2023 (Audited)	Year ended 31.3.2022 (Audited)
	₹ in lakhs				
1 Segment Revenues					
Petroleum Products	95,283.86	90,680.09	82,808.47	3,60,548.72	2,91,718.20
Wind Power	574.08	449.82	426.64	3,447.55	3,228.04
Other Unallocated	1,132.09	868.23	203.16	1,465.94	1,972.57
Inter segment revenue	-	-	-	-	-
Revenue / Income from Operations	<u>96,990.03</u>	<u>91,998.14</u>	<u>83,438.27</u>	<u>3,65,462.21</u>	<u>2,96,918.81</u>
2 Segment Results					
Profit before taxation and Finance Costs for each segment					
Petroleum Products	5,555.81	4,499.37	10,311.52	33,631.56	36,277.33
Wind Power	67.47	56.41	177.56	1,613.24	1,463.71
Unallocated	(8.80)	53.18	72.04	(120.39)	509.22
Total	<u>5,614.48</u>	<u>4,608.96</u>	<u>10,561.12</u>	<u>35,124.41</u>	<u>38,250.26</u>
Less: i) Finance Costs	651.94	1,092.78	605.27	3,541.49	1,929.62
ii) Un-allocable expenditure net off un-allocable income	<u>48.51</u>	<u>(182.65)</u>	<u>1,358.59</u>	<u>1,306.51</u>	<u>1,479.05</u>
Total Profit before tax	<u>700.45</u>	<u>910.13</u>	<u>1,963.86</u>	<u>4,848.00</u>	<u>3,408.67</u>
	<u>4,914.03</u>	<u>3,698.83</u>	<u>8,597.26</u>	<u>30,276.41</u>	<u>34,841.59</u>
3 Segment Assets					
Petroleum Products	1,82,167.05	1,83,429.54	1,39,933.03	1,82,167.05	1,39,933.03
Wind Power	7,297.97	7,503.92	8,036.20	7,297.97	8,036.20
Unallocated	36,904.59	33,203.56	50,946.16	36,904.59	50,946.16
Total	<u>2,26,369.61</u>	<u>2,24,137.02</u>	<u>1,98,915.39</u>	<u>2,26,369.61</u>	<u>1,98,915.39</u>
4 Segment Liabilities					
Petroleum Products	79,840.15	80,450.16	71,338.55	79,840.15	71,338.55
Wind Power	433.18	600.97	582.15	433.18	582.15
Unallocated	1,191.33	1,858.51	1,207.53	1,191.33	1,207.53
Total	<u>81,464.66</u>	<u>82,909.64</u>	<u>73,128.23</u>	<u>81,464.66</u>	<u>73,128.23</u>

Notes :

- This statement has been prepared in accordance with the Companies (Indian Accounting Standards) Rules, 2015 (as amended) (Ind AS), prescribed under Section 133 of the Companies Act, 2013 and other recognized accounting practices and policies to the extent applicable.
- The format for the above audited quarterly results is in accordance with SEBI circular CIR/CFD/CMD/15/2015 dated 30th November, 2015 read with circular CIR/CFD/FAC/62/2016 dated 5th July, 2016.
- The above audited consolidated financial results have been reviewed by the Audit Committee and approved by the Board of Directors at its meeting held on Friday, 26th May, 2023.
- The Board of Directors have recommended dividend @ 200 %, i.e., ₹ 4 per Equity Share (face value ₹ 2 each) aggregating to ₹ 2,764.02 lakhs for the year ended 31st March 2023.
- Savita Greentec Limited (SGL), a wholly owned subsidiary of the Company was incorporated on 3rd October, 2022. SGL is yet to commence its business operations.
- The National Company Law Tribunal (NCLT) vide its order dated 8th May, 2023, has approved the scheme of amalgamation with the Company's wholly owned subsidiary, Savita Polymers Limited (SPL). The Company is in the process of filing the said order with the Registrar of Companies (RoC).
- * Figures for the last quarters ended 31st March, 2023 and 31st March, 2022 represent the difference between the audited figures in respect of the full financial years and the published figures of nine months ended 31st December, 2022 and 31st December, 2021 respectively.
- Previous quarter's / year's figures have been regrouped / rearranged wherever necessary to conform to those of current quarter / year classification.

For Savita Oil Technologies Limited

G. N. Mehra

Chairman and Managing Director
(DIN:00296615)

Mumbai
26th May, 2023

SAVITA OIL TECHNOLOGIES LIMITED

CIN - L24100MH1961PLC012066

66/67, Nariman Bhavan, Nariman Point, Mumbai - 400 021

Audited Consolidated Statement of Assets and Liabilities as at 31st March, 2023

₹ in lakhs

	As at 31.3.2023 (Audited)	As at 31.3.2022 (Audited)
ASSETS		
1. Non-current Assets		
a. Property, Plant and Equipments	17,048.38	17,457.65
b. Capital work-in-progress	2,011.96	476.43
c. Investment Property	795.62	836.32
d. Other Intangible assets	107.39	131.45
e. Financial Assets		
(i) Investments	10,374.41	8,370.24
(ii) Loans	33.64	24.19
(iii) Others	109.00	77.85
f. Other non-current assets	417.44	432.02
2. Current Assets		
a. Inventories	82,865.98	59,078.17
b. Financial Assets		
(i) Investments	22,196.18	38,467.10
(ii) Trade receivables	74,988.19	59,021.29
(iii) Cash and cash equivalents	5,095.01	6,006.88
(iv) Bank balances other than (iii) above	809.14	778.60
(v) Loans	56.02	37.08
(vi) Others	567.31	397.44
c. Current Tax Assets (Net)	1,859.09	1,497.48
d. Other current assets	7,034.86	5,825.20
e. Assets classified as held for sale	-	-
Total Assets	2,26,369.61	1,98,915.39
EQUITY AND LIABILITIES		
Equity		
a. Equity Share Capital	1,382.01	1,382.01
b. Other Equity	1,43,522.94	1,24,405.15
Liabilities		
1. Non-current Liabilities		
a. Financial Liabilities		
(i) Borrowings	-	-
(ii) Lease liabilities	6.36	10.25
(iii) Other financial liabilities (other than those specified in (b) below, to be specified)	-	-
b. Provisions	743.06	715.42
c. Deferred tax liabilities (Net)	221.05	378.85
d. Other non-current liabilities	-	-
2. Current Liabilities		
a. Financial Liabilities		
(i) Borrowings	-	-
(ii) Lease liabilities	5.31	5.31
(iii) Trade payables		
Total outstanding dues of micro enterprises and small enterprises	1,426.26	1,268.36
Total outstanding dues of creditors other than micro enterprises and small enterprises	71,904.41	62,040.91
(vi) Other financial liabilities (other than those specified in (c) below)	1,745.12	1,793.06
b. Other current liabilities	4,324.14	5,963.51
c. Provisions	119.19	123.88
d. Current Tax Liabilities (Net)	969.76	828.68
Total Equity and Liabilities	2,26,369.61	1,98,915.39

For Savita Oil Technologies Limited

G. N. Mehra

Chairman and Managing Director
(DIN:00296615)

Mumbai

26th May, 2023



SAVITA OIL TECHNOLOGIES LIMITED

CIN - L24100MH1961PLC012066

66/67, Nariman Bhavan, Nariman Point, Mumbai - 400 021

Audited Consolidated Cash Flow Statement for the Year ended 31st March, 2023

₹ in lakhs

	Year ended 31.3.2023 (Audited)	Year ended 31.3.2022 (Audited)
A. Cash Flow from Operating Activities :		
Profit before tax from continuing operations	30,276.41	34,841.59
Adjustments for -		
Depreciation on property, plant and equipment and investment property	2,031.00	2,108.54
Amortisation on intangible assets	28.48	22.04
Finance costs	3,494.12	1,874.67
(Profit) / loss on sale of property, plant and equipment (net)	(0.08)	(10.38)
(Profit) / loss on sale of non-current investments (net)	(40.54)	(266.00)
(Profit) / loss on sale of current investments (net)	(968.72)	(373.09)
(Gain) / Diminution in the value of non-current investments	48.00	(731.96)
(Gain) / Diminution in the value of current investments	(93.67)	(527.16)
Interest income from investing activities	(650.78)	(88.72)
Dividend income	(19.61)	(41.50)
Bad debts, provision for doubtful debts and advances	271.70	468.40
Balance written off	16.99	-
Unrealised exchange loss / (gain) (net)	(79.95)	86.31
Operating profit before working capital changes	34,313.36	37,362.74
Changes in working capital:		
Increase / (Decrease) in trade payables	10,118.63	5,149.59
Increase / (Decrease) in long-term provisions	27.64	73.90
Increase / (Decrease) in short-term provisions	(0.55)	(357.67)
Increase / (Decrease) in other long-term liabilities	-	-
Increase / (Decrease) in other current liabilities	(1,851.02)	1,251.85
(Increase) / Decrease in trade receivables	(16,236.43)	(2,994.59)
(Increase) / Decrease in inventories	(23,787.81)	4,043.17
(Increase) / Decrease in long-term loans and advances	(26.01)	(11.56)
(Increase) / Decrease in short-term loans and advances	(1,285.56)	901.52
(Increase) / Decrease in other non-current assets	-	-
(Increase) / Decrease in other current assets	6.44	3.55
Cash generated from operations	1,278.69	45,422.50
Interest received	-	-
Income tax paid	(7,748.39)	(8,555.73)
Net cash from Operating Activities	(6,469.70)	36,866.77



Audited Consolidated Cash Flow Statement for the Year ended 31st March, 2023 (contd.)
₹ in lakhs


	Year ended 31.3.2023 (Audited)	Year ended 31.3.2022 (Audited)
B. Cash Flow from Investing Activities:		
Additions to property, plant and equipment, investment property and CWIP	(3,179.91)	(1,438.48)
Additions to intangible assets	(4.42)	(79.47)
Sale of property, plant and equipment	63.44	21.79
Purchase of non-current investments	(3,538.20)	(15,001.01)
Purchase of current investments	(1,25,660.19)	(88,336.42)
Sale of Non-current investments	1,358.66	904.75
Sale of current investments	1,42,993.67	73,872.93
Interest received	329.42	77.10
Dividend received	19.61	41.50
Net cash used in Investing Activities	12,382.08	(29,937.31)
C. Cash Flow from Financing Activities:		
Principal payment of lease liabilities	(3.89)	(1.80)
Repayment of long-term borrowings	(12.17)	(35.71)
Shares bought back	-	(3,514.00)
Tax on Shares bought back	-	(818.62)
(Increase) / Decrease in earmarked bank balances (net)	(22.84)	863.39
Interest paid	(3,335.10)	(1,862.51)
Dividend paid	(3,444.76)	(2,135.18)
Transfer to other banks balance (FDs)	(1.10)	-
Net cash used in Financing Activities	(6,819.86)	(7,504.43)
Net Increase / (Decrease) in Cash and Cash Equivalents	(907.48)	(574.97)
Cash and Cash Equivalents - Beginning of the period	6,006.88	6,451.43
Exchange fluctuation on cash and cash equivalents	(4.38)	130.42
Cash and Cash Equivalents - End of the period	5,095.01	6,006.88
Net Cash and Cash Equivalents	907.48	574.97

Notes:

1) Cash flow statement has been prepared under the indirect method as set out in Ind AS - 7 specified under Section 133 of the Companies Act, 2013.

2) Previous period figures have been regrouped / rearranged wherever necessary to make them comparable with those of current period.

For Savita Oil Technologies Limited



G. N. Mehra

Chairman and Managing Director
(DIN:00296615)

Mumbai

26th May, 2023



Independent Auditor's Report

To
THE BOARD OF DIRECTORS OF
SAVITA OIL TECHNOLOGIES LIMITED,
Report on the Audit of the Consolidated Financial Results

Opinion

We have audited the accompanying consolidated financial results of **SAVITA OIL TECHNOLOGIES LIMITED** (hereinafter referred to as the 'Holding Company') and its subsidiaries (Holding Company and its subsidiaries together referred to as "the Group"), for the quarter ended March 31, 2023 and the year to date results for the period from April 1, 2022 to March 31, 2023, attached herewith, being submitted by the parent pursuant to the requirements of Regulation 33 of the SEBI (Listing Obligations and Disclosure Requirements) Regulations, 2015, as amended ("Listing Regulations").

In our opinion and to the best of our information and according to the explanations given to us, the aforesaid annual financial results:

- a) include the annual financial results of its subsidiary company Savita Polymers Limited and Savita Greentec Limited.
- b) are presented in accordance with the requirements of Regulation 33 of the SEBI (Listing Obligations and Disclosure Requirements) Regulations, 2015 in this regard; and
- c) give a true and fair view in conformity with the recognition and measurement principles laid down in the applicable accounting standards and other accounting principles generally accepted in India of the net profit and other comprehensive income and other financial information for the quarter ended March 31, 2023 as well as the year to date results for the period from April 1, 2022 to March 31, 2023.

Basis for opinion

We conducted our audit in accordance with the Standards on Auditing (SAs) specified under section 143(10) of the Companies Act, 2013 (the Act). Our responsibilities under those Standards are further described in the Auditor's Responsibilities for the Audit of the Consolidated Financial Results section of our report. We are independent of the Group, in accordance with the Code of Ethics issued by the Institute of Chartered Accountants of India together with the ethical requirements that are relevant to our audit of the financial results under the provisions of the Companies Act, 2013 and the Rules thereunder, and we have fulfilled our other ethical responsibilities in accordance with these requirements and the Code of Ethics. We believe that the audit evidence obtained by us and other auditors in terms of their reports referred to in "Other Matter" paragraph below, is sufficient and appropriate to provide a basis for our opinion.



Mumbai Office: D-509, Neelkanth Business Park, Nathani Road, Vidyavihar West, Mumbai – 400 086.

Phone: +91 22 3512 3184; Email: chetan.sapre@gdaca.com.

Pune Office: GDA House, Plot No. 85, Bhusari Colony (Right), Paud Road, Pune – 411 038,

Phone: +91 20 6680 7200; Email – audit@gdaca.com.

Management's and Board of Director's responsibilities for the Consolidated Financial Results

These consolidated financial results have been prepared on the basis of the consolidated annual financial statements. The Holding Company's Management and Board of Directors are responsible for the preparation and presentation of these consolidated financial results that give a true and fair view of the net profit/loss and other comprehensive income and other financial information of the Group in accordance with the recognition and measurement principles laid down in Indian Accounting Standards prescribed under Section 133 of the Act read with relevant rules issued thereunder and other accounting principles generally accepted in India and in compliance with Regulation 33 of the Listing Regulations. The respective Board of Directors of the companies included in the Group are responsible for maintenance of adequate accounting records in accordance with the provisions of the Act for safeguarding of the assets of the Group and for preventing and detecting frauds and other irregularities; selection and application of appropriate accounting policies; making judgments and estimates that are reasonable and prudent; and the design, implementation and maintenance of adequate internal financial controls that were operating effectively for ensuring accuracy and completeness of the accounting records, relevant to the preparation and presentation of the consolidated financial results that give a true and fair view and are free from material misstatement, whether due to fraud or error, which have been used for the purpose of preparation of the consolidated financial results by the Directors of the Holding Company, as aforesaid.

In preparing the consolidated financial results, the respective Board of Directors of the companies included in the Group are responsible for assessing the ability of the Group to continue as a going concern, disclosing, as applicable, matters related to going concern and using the going concern basis of accounting unless the respective Board of Directors either intends to liquidate the Company or to cease operations, or has no realistic alternative but to do so.

The respective Board of Directors of the companies included in the Group are responsible for overseeing the financial reporting process of the Group and of its associates and jointly controlled entities.

Auditor's responsibilities for the audit of the Consolidated financial results

Our objectives are to obtain reasonable assurance about whether the consolidated financial results as a whole are free from material misstatement, whether due to fraud or error, and to issue an auditor's report that includes our opinion. Reasonable assurance is a high level of assurance, but is not a guarantee that an audit conducted in accordance with SAs will always detect a material misstatement when it exists. Misstatements can arise from fraud or error and are considered material if, individually or in the aggregate, they could reasonably be expected to influence the economic decisions of users taken on the basis of these consolidated financial results.

As part of an audit in accordance with SAs, we exercise professional judgment and maintain professional skepticism throughout the audit. We also:


- Identify and assess the risks of material misstatement of the consolidated financial results,

Mumbai Office: D-509, Neelkanth Business Park, Nathani Road, Vidyavihar West, Mumbai – 400 086.

Phone: +91 22 3512 3184; Email: chetan.sapre@gdaca.com.

Pune Office: GDA House, Plot No. 85, Bhusari Colony (Right), Paud Road, Pune – 411 038,

Phone: +91 20 6680 7200; Email – audit@gdaca.com.



whether due to fraud or error, design and perform audit procedures responsive to those risks, and obtain audit evidence that is sufficient and appropriate to provide a basis for our opinion. The risk of not detecting a material misstatement resulting from fraud is higher than for one resulting from error, as fraud may involve collusion, forgery, intentional omissions, misrepresentations, or the override of internal control.

- Obtain an understanding of internal control relevant to the audit in order to design audit procedures that are appropriate in the circumstances. Under Section 143(3)(i) of the Act, we are also responsible for expressing our opinion through a separate report on whether the Company has adequate internal financial controls with reference to financial statements in place and the operating effectiveness of such controls.
- Evaluate the appropriateness of accounting policies used and the reasonableness of accounting estimates and related disclosures in the consolidated financial results made by the Board of Directors.
- Conclude on the appropriateness of the Board of Directors' use of the going concern basis of accounting and, based on the audit evidence obtained, whether a material uncertainty exists related to events or conditions that may cast significant doubt on the ability of the Group and its associates and jointly controlled entities to continue as a going concern. If we conclude that a material uncertainty exists, we are required to draw attention in our auditor's report to the related disclosures in the consolidated financial results or, if such disclosures are inadequate, to modify our opinion. Our conclusions are based on the audit evidence obtained up to the date of our auditor's report. However, future events or conditions may cause the Group and its associates and jointly controlled entities to cease to continue as a going concern.
- Evaluate the overall presentation, structure and content of the consolidated financial results, including the disclosures, and whether the consolidated financial results represent the underlying transactions and events in a manner that achieves fair presentation.

We communicate with those charged with governance of the Holding Company and such other entities included in the consolidated financial results of which we are the independent auditors regarding, among other matters, the planned scope and timing of the audit and significant audit findings, including any significant deficiencies in internal control that we identify during our audit.

We also provide those charged with governance with a statement that we have complied with relevant ethical requirements regarding independence, and to communicate with them all relationships and other matters that may reasonably be thought to bear on our independence, and where applicable, related safeguards.

Others Matter

- 1) Hon'ble National Company Law Tribunal, Mumbai Bench, vide its Order dated 8th May 2023, has sanctioned the Scheme of Amalgamation of Savita Polymers Limited, a wholly owned subsidiary of Savita Oil Technologies Limited ("the Holding Company"), with the Holding

Mumbai Office: D-509, Neelkanth Business Park, Nathani Road, Vidyavihar West, Mumbai – 400 086.

Phone: +91 22 3512 3184; Email: chetan.sapre@gdaca.com.

Pune Office: GDA House, Plot No. 85, Bhusari Colony (Right), Paud Road, Pune – 411 038,

Phone: +91 20 6680 7200; Email – audit@gdaca.com.

Company ("Scheme") pursuant to the provisions of Section 230 to 232 and other applicable provisions of the Companies Act, 2013 and rules made thereunder.

The Scheme will become effective upon filing of the said Order with the Registrar of Companies, Mumbai.

- 2) The consolidated Financial Results include the audited Financial Results of one subsidiary company, namely, Savita Polymers Limited whose Financial Statements reflect Group's share of total Assets of Rs. 14,030.68 Lakhs and Liabilities of Rs. 2,952.27 Lakhs as at March 31, 2023, Group's share of total revenue of Rs. 4,620.97 Lakhs and Rs. 20,670.44 Lakhs and Group's share of total net profit after tax of Rs. (123.01) Lakhs and Rs. 665.37 Lakhs for the quarter ended March 31, 2023 and for the period from April 01, 2022 to March 31, 2023 respectively, as considered in the consolidated financial results, which have been audited by their respective independent auditors. The independent auditors' reports on financial statements of these entities have been furnished to us and our opinion on the consolidated Financial Results, in so far as it relates to the amounts and disclosures included in respect of these entities, is based solely on the report of such auditors and the procedures performed by us are as stated in paragraph above.

Our opinion on the consolidated Financial Results is not modified in respect of the above matters with respect to our reliance on the work done and the reports of the other auditors.

The Statement include the results for the quarter ended March 31, 2023 and March 31, 2022 being the balancing figure between the audited figures in respect of the full financial year and the published unaudited year to date figures up to the third quarter of the respective financial years i.e. December 31, 2022 and December 31, 2021 which were subject to limited review by us.

For G. D. Apte & Co.

Chartered Accountants

Firm Registration No: 100515W



Mayuresh V. Zele

Partner

Membership No: 150027

UDIN : 23150027BGYKGP2454

Place : Mumbai

Date : May 26, 2023

Mumbai Office: D-509, Neelkanth Business Park, Nathani Road, Vidyavihar West, Mumbai – 400 086.

Phone: +91 22 3512 3184; Email: chetan.sapre@gdaca.com.

Pune Office: GDA House, Plot No. 85, Bhusari Colony (Right), Paud Road, Pune – 411 038,

Phone: +91 20 6680 7200; Email – audit@gdaca.com.

26th May, 2023

BSE Ltd.
Dept. of Corporate Services,
P. J. Towers, Dalal Street,
Mumbai 400 001

National Stock Exchange of India Limited
Listing Department,
Exchange Plaza, Bandra Kurla Complex,
Bandra (E), Mumbai 400 051

Scrip Code: 524667

Symbol: SOTL

Dear Sir/Madam,

Sub: Regulation 33 of the SEBI (Listing Obligations & Disclosure Requirements) Regulations, 2015 – Declaration in respect of Audit Report with an Un-modified opinion for the financial year ended on 31st March 2023

We hereby confirm and declare that the Statutory Auditors of the Company, M/s. G. D. Apte & Company, Chartered Accountants (Firm Registration No. 100515W), have issued the Audit Report with an Un-modified Opinion in respect of the Standalone and Consolidated Audited Financial Results for the quarter and year ended 31st March 2023.

Kindly make a note of the same and display this information on your website for information of the public.

Thanking you,

Yours faithfully,
For **Savita Oil Technologies Limited**



Suhas M. Dixit
Whole-time Director
(DIN : 02359138)



Uday C. Rege
Company Secretary & Executive VP – Legal
(ACS : 10508)

