

**Ref: SPL/CORP-SEC/2023-24/BSE/112**

**Dated:13.11.2023**

**To,**

Bombay Stock Exchange Ltd,  
Phirojshah Jeejobhoy Towers,  
25<sup>th</sup> Floor, Dalal Street,  
Mumbai 400 001

Manager-Department of Corporate affairs

Sir,

**Sub: Outcome of the Board Meeting with Scrip Code 524703.**

A Meeting of the Board of Directors of the Company duly convened on Monday, 13th November 2023 **at 05:00 p.m. and concluded at 6.30 p.m.** discussed the following business: -

1. Considered, Approved and took on record Standalone and Consolidated Unaudited Financial Results for the Quarter and year ended 30<sup>th</sup> September 2023.
2. Took note of Statement of Utilizations and Deviations as per Regulation 32 of SEBI (LODR) Regulation 2015 for the Quarter ended 30<sup>th</sup> September 2023.

You are requested to kindly take the same on record.

Yours Faithfully,

**FOR SANDU PHARMACEUTICALS LTD.**

Pratika Mhambray  
Company Secretary



**Dileep & Prithvi**

CHARTERED ACCOUNTANTS


**INDEPENDENT AUDITOR'S LIMITED REVIEW REPORT ON THE UNAUDITED STANDALONE  
FINANCIAL RESULTS FOR THE QUARTER AND HALF YEAR ENDED ON 30th SEPTEMBER, 2023**

To,  
**The Board of Directors,  
Sandu Pharmaceuticals Limited,  
Plot No. 25, 26, 29 & 30,  
Pilerne Industrial Estate, Marra,  
Bardez, Goa-403511.**

Dear Sirs,

1. We have reviewed the accompanying Statement of Unaudited Standalone Financial Results of **Sandu Pharmaceuticals Limited** ("the Company") for the quarter and half year ended on 30<sup>th</sup> September, 2023, prepared by the Company pursuant to the requirements of Regulation 33 of the SEBI (Listing Obligations and Disclosure Requirements) Regulations, 2015, as amended.
2. This Statement is the responsibility of the Company's Management and has been approved by the Board of Directors, has been prepared in accordance with the recognition and measurement principles laid down in the Indian Accounting Standard 34 "Interim Financial Reporting" (Ind As 34), prescribed under section 133 of the Companies Act, 2013 read with the relevant rules issued thereunder and other accounting principles generally accepted in India. Our responsibility is to issue a report on these standalone financial statements based on our review.
3. We conducted our review in accordance with the Standard on Review Engagement (SRE) 2410, "Review of Interim Financial Information Performed by the Independent Auditor of the Entity" issued by the Institute of Chartered Accountants of India. This standard requires that we plan and perform the review to obtain moderate assurance as to whether the financial statements are free of material misstatement. A review is limited primarily to inquiries of company personnel and analytical procedures applied to financial data and thus provide less assurance than an audit. We have not performed an audit and accordingly, we do not express an audit opinion.
4. Based on our review conducted as above, nothing has come to our attention that causes us to believe that the accompanying statement of Unaudited Financial Results prepared in accordance with the applicable Indian Accounting Standards prescribed under Section 133 of the Companies Act, 2013, read with relevant rules issued there under and other recognised accounting practices and principles generally accepted in India, has not disclosed the information required to be disclosed in terms of Regulation 33 of the SEBI (Listing Obligations and Disclosure Requirements) Regulations, 2015, as amended, including the manner in which it is to be disclosed, or that it contains any material misstatement.

**For Dileep & Prithvi**  
Chartered Accountants  
Firm Registration Number: 122290W

  
**Himmat Mali**  
(Partner)

Membership Number: 183378

UDIN- 23183378BGYP1V2379



Place: Mumbai  
Date: 13<sup>th</sup> November, 2023





# SANDU PHARMACEUTICALS LIMITED

CIN:L24233GA1985PLC001587

Regd. Office: Plot Nos. 25, 26, 29 & 30, Pilerne Industrial Estate, Marra, Saligao, Bardez, Goa 403511.  
Tel: +91 832 2407474 / 6715000, E-mail: sandupharma@sandu.in, Website: www.sandu.in

## STANDLONE STATEMENT OF UNAUDITED RESULTS FOR THE PERIOD ENDED 30/09/23

(Rs in Lakhs)

Particulars	Quarter ended			Half Year ended		
	Quarter Ended	Corresponding	Corresponding	Half Year	Corresponding	Previous Year
	30-09- 2023	Quarter Ending	Quarter year	ended 30-09- 2023	Half year ended 30-09-2022	Ended 31 March 2023
	Unaudited	Unaudited	ended 30-09- 2022	Unaudited	Unaudited	
I Revenue From Operations	1,660.71	1,765.71	1,676.35	3,426.42	3,299.20	6,534.90
II Other Income	8.70	0.1	16.85	8.80	25.44	32.72
III Total Income (I+II)	1,669.41	1,765.81	1,693.20	3,435.22	3,324.64	6,567.62
IV EXPENSES						
Cost of materials consumed	261.62	197.75	259.36	459.37	489.97	1,113.24
Purchases of Stock-in-Trade	579.70	327.70	371.35	907.40	1,192.82	2,313.46
Changes in inventories of finished goods,						
Stock-in -Trade and work-in-progress	(11.49)	419.13	244.91	407.64	67.04	(307.62)
Employee benefits expense	254.77	252.18	276.80	506.95	516.14	1,109.53
Finance costs	1.48	2.34	2.24	3.82	4.53	7.96
Depreciation and amortization expense	13.27	12.24	12.85	25.51	25.40	51.68
Other expenses	493.52	533.36	437.79	1,026.88	914.37	2,057.35
Total expenses (IV)	1,592.87	1,744.69	1,605.29	3,337.56	3,210.27	6,345.61
V Profit/(loss) before exceptional items and tax (I- IV)	76.55	21.12	87.91	97.66	114.38	222.01
VI Exceptional Items	-	0				-
VII Profit/(loss) before tax (V-VI)	76.55	21.12	87.91	97.66	114.38	222.01
VIII Tax expense:						
(1) Current tax	21.19	5.74	25.00	26.93	33.15	62.85
(2) Deferred tax	0.20	4.41	0.76	4.60	0.91	3.38
(3) Short /Excess Provision			2.14	-	3.39	3.39
IX Profit (Loss) for the period from continuing operations (VII-VIII)	55.16	10.97	60.01	66.13	76.92	152.39
X Profit/(loss) for the period (IX+XII)	55.16	10.97	60.01	66.13	76.92	152.39
XI Other Comprehensive Income						
Items that will not be reclassified to Profit & Loss						0.20
Remeasurement gains/(losses) on post employment defined benefit plans						
Fair value changes of investments	19.82	18.11	7.18	37.93	33.35	63.93
Income tax relating to items that will not be reclassified to Profit & Loss account.	(0.19)	(2.02)	(0.80)	(2.20)	(3.71)	(7.17)
Total other Comprehensive Income for the Period	19.63	16.09	6.38	35.73	29.64	56.96
XII TOTAL COMPREHENSIVE INCOME FOR THE PERIOD (NET OF TAX)	74.79	27.06	66.39	101.85	106.56	209.35
XIII Paid Up Equity Capital ( Face Value of Rs 10/- Per share )	966.10	966.1	966.10	966.10	966.10	966.10
XIV Earnings per equity share						



(1) Basic	0.57	0.11	0.64	0.68	0.84	1.62	
(2) Diluted	0.57	0.11	0.64	0.68	0.84	1.62	

Mumbai  
Date :-13.11.2023



For Sandu Pharmaceuticals Ltd

Umesh Sandu  
Managing Director  
DIN :- 01132141

**Sandu Pharmaceuticals Ltd**
**STANDALONE STATEMENT OF ASSETS & LIABILITIES FOR THE HALF YEAR ENDED 30TH SEPTEMBER, 2023**

Sr no	Particulars	As at 30 th September	As at 31 th March
		2023	2023
I	<b>ASSETS</b>		
	<b>Non Current Assets</b>		
	Property , plant & Equipment	742.33	721.84
	Right of use assets	927.47	934.79
	Capital Work in Progress	66.52	41.96
	Other Intangible Assets	2.94	5.05
	<b>Financial Assets</b>		
	Investments	1,003.54	965.61
	Other Financial Asset	15.27	193.87
	<b>Current Assets</b>	<b>2,758.07</b>	<b>2863.12</b>
	Inventories	1,007.63	1432.56
	Financial Asset		
	Trade Receivables	689.07	479.22
	Cash & Cash Equivalents	154.49	226.56
	Bank & other Cash Equivalents	268.91	2.00
	Other Current Assets	413.66	413.17
	Total of Curent Assets	<b>2,533.77</b>	<b>2553.51</b>
	<b>TOTAL ASSETS</b>	<b>5,291.84</b>	<b>5416.63</b>
II	<b>EQUITY &amp; LIABILITIES</b>		
	a) Equity Share Capital	966.10	966.10
	b)Other Equity	3,060.19	2958.34
	<b>Total Equity</b>	<b>4,026.29</b>	<b>3924.44</b>
	<b>LIABILITIES</b>		
	Non -Current Liabilities		
	a)Financial liabilities		
	Deferred Tax	111.00	104.2
	Total Non current Liabilities	<b>111.00</b>	<b>104.2</b>
	Current Liability		
	a)Financial liabilities		
	Trade Payables		



Dues to Micro & Small Enterprises	39.90	118.14
Other than Micro & Small Enterprises	569.74	721.65
iii) other financial Liabilities	9.19	9.26
b) Other Current Liabilities	125.41	131.64
c) Provisions	410.31	407.32
<b>Total current Liabilities</b>	<b>1,154.55</b>	<b>1387.99</b>
<b>Total Liabilities</b>	<b>5,291.84</b>	<b>5416.63</b>

Place :- Mumbai  
Date :- 13 th November , 2023



For Sandu Pharmaceuticals Ltd

Umesh Sandu  
Managing Director  
DIN :- 01132141



**SANDU PHARMACEUTICALS LIMITED**  
**Standalone Statement of Cash Flow for the Half year ended 30th Sept , 2023**

Particulars	Year to date ended 30th Sept ,2023		Year to date ended 30st Sept , 2022	
	Amount (₹)	Amount (₹)	Amount (₹)	Amount (₹)
<b>A. Cash flow from operating activities</b>				
Net Profit / (Loss) before extraordinary items and tax		97.66		114.38
<b>Adjustments for:</b>				
Depreciation and amortization expenses	25.51		25.40	
Finance costs	3.82		4.53	
Interest income	(8.80)		(8.60)	
Dividend income from equity instruments designated at FVTOCI				
Profit on sale of Property, Plant and Equipment		20.53		21.33
<b>Operating profit / (loss) before changes in operating assets &amp; liabilities</b>		<b>118.20</b>		<b>135.71</b>
<b>Changes in operating assets</b>				
(increase) / decrease in inventories	424.93		84.44	
(increase) / decrease in Trade receivables	(209.84)		(228.18)	
(increase) / decrease in other operating assets	10.27		43.81	
<b>Changes in operating liabilities</b>				
(increase) / decrease in trade payables	(230.14)		19.70	
(increase) / decrease in other operating liabilities	(30.24)	(35.02)	98.53	18.30
<b>Cash Generated from operation</b>		<b>83.17</b>		<b>154.01</b>
Income Tax Paid		(19.08)		(26.29)
<b>Net Cash flow from Operating activities</b>		<b>64.09</b>		<b>127.72</b>
<b>B. Cash flow from investing activities</b>				
Purchases of Property, Plant and Equipment	(61.13)		(15.75)	
Fixed deposits placed with banks	(80.00)		193.00	
Interest received	8.80		8.60	
Dividend income from equity instruments designated at FVTOCI			-	
Purchase of Mutual fund designated at FVTOCI			(40.00)	
Proceeds from Sales of Mutual Funds /Shares			51.75	
<b>Net cash flow from / (used in) investing activities (B)</b>		<b>(132.34)</b>		<b>197.60</b>
<b>C. Cash flow from financing activities</b>				
Repayment of Short-term borrowings			-	
Finance cost	(3.82)		(4.53)	
Proceeds from Issue of Equity Share Capital			131.95	
Dividend Paid			(66.08)	
<b>Net cash flow from / (used in) financing activities (C)</b>		<b>(3.82)</b>		<b>61.34</b>
<b>Net increase / (decrease) in Cash and cash equivalents (A+B+C)</b>		<b>(72.06)</b>		<b>386.66</b>
Cash and cash equivalents at the beginning of the year		226.56		93.86



Cash and cash equivalents at the end of the year		154.49		480.52
--	--	--------	--	--------

Dated : 13/11/2023

Place:Mumbai



For Sandu Pharmaceuticals Ltd

*[Signature]*  
**Umesh Sandu**  
**Managing Director**  
**DIN :- 01132141**



1. The above results published in accordance with regulation 33 of the SEBI (Listing Obligation & Disclosures Requirements), 2015 .The Financials results are in accordance with the Indian Accounting Standards (IND AS) as prescribed under Section 133 of the Companies Act, 2013 read with Rule 3 of the Companies (Indian Accounting Standards) Rule, 2015 and Companies (Indian Accounting Standards) Amendment Rules, 2017.
2. The Management evaluates the performance of the company based on revenue and operating income in one segment i.e. "Ayurvedic Property Medicines". Accordingly, as per IND AS- 108. The company has only one business segment and hence segment information has not been separately disclosed.
3. Company has formed a hundred percent subsidiary company in the name of Sandu Phytoceuticals Private Limited, New Company was registered on Date 27<sup>th</sup> July, 2022 the nature of business of the company is to Manufacture Ayurvedic /Herbal Extracts and Medicines etc.


Company has not started the production activity yet & the expenses related to formation has been considered in the consolidated financials for the Half Year Ended 30th, September 2023.

4. The above results were reviewed and recommended by the Audit Committee and approved by the Board of Directors at the meeting held on 13<sup>th</sup> November, 2023.
5. The Figures for the quarter ended 31 st March, 2023 are the balancing figures between the audited figures in respect of the full financial year and the published year to date figures up to the third quarter of the respective financial year.
6. Figures for the previous periods have been reclassified/regrouped, whenever necessary

Date: - 13/11/2023



For Sandu Pharmaceuticals Ltd

  
Umesh Sandu  
Managing Director  
DIN no: - 01132141



**INDEPENDENT AUDITOR'S LIMITED REVIEW REPORT ON THE UNAUDITED CONSOLIDATED  
FINANCIAL RESULTS FOR THE QUARTER AND HALF YEAR ENDED ON 30th SEPTEMBER, 2023**

To,  
**The Board of Directors,  
Sandu Pharmaceuticals Limited,  
Plot No. 25, 26, 29 & 30,  
Pilerne Industrial Estate, Marra,  
Bardez, Goa-403511.**

Dear Sirs,

1. We have reviewed the accompanying Statement of Unaudited Consolidated Financial Results of **Sandu Pharmaceuticals Limited** ("the Parent"), which includes subsidiary (the Parent and its subsidiaries together referred to as "the Group"), for the quarter and half year ended 30<sup>th</sup> September, 2023 ("the Statement"), prepared by the Parent pursuant to the requirements of Regulation 33 of the SEBI (Listing Obligations and Disclosure Requirements) Regulations, 2015, as amended.
2. This Statement is the responsibility of the Parent's Management and has been approved by the Parent's Board of Directors, has been prepared in accordance with the recognition and measurement principles laid down in the Indian Accounting Standard 34 "Interim Financial Reporting" (Ind As 34), prescribed under section 133 of the Companies Act, 2013 read with the relevant rules issued thereunder and other accounting principles generally accepted in India. Our responsibility is to issue a report on these consolidated financial statements based on our review.
3. We conducted our review in accordance with the Standard on Review Engagement (*SRE*) 2410, "Review of Interim Financial Information Performed by the Independent Auditor of the Entity" issued by the Institute of Chartered Accountants of India. This standard requires that we plan and perform the review to obtain moderate assurance as to whether the financial statements are free of material misstatement. A review is limited primarily to inquiries of Parent's personnel and analytical procedures applied to financial data and thus provide less assurance than an audit. We have not performed an audit and accordingly, we do not express an audit opinion.

We also performed procedures in accordance with the circular issued by the SEBI under regulation 33(8) of the SEBI (Listing Obligations and Disclosure Requirements) Regulation, 2015, as amended, to the extent applicable.





**Dileep & Prithvi**  
CHARTERED ACCOUNTANTS

4. The Statement includes the results of the following entity :-  
1. Sandu Phytoceuticals Private Limited
5. Based on our review conducted as above, nothing has come to our attention that causes us to believe that the accompanying statement of Unaudited Consolidated Financial Results prepared in accordance with the applicable Indian Accounting Standards prescribed under Section 133 of the Companies Act, 2013, read with relevant rules issued there under and other recognised accounting practices and principles generally accepted in India, has not disclosed the information required to be disclosed in terms of Regulation 33 of the SEBI (Listing Obligations and Disclosure Requirements) Regulations, 2015, as amended, including the manner in which it is to be disclosed, or that it contains any material misstatement.

**For Dileep & Prithvi**  
Chartered Accountants  
Firm Registration Number: 122290W

**Himmat Mali**  
(Partner)

Membership Number: 183378  
UDIN-23183378BGYP1W9730  
Place: Mumbai  
Date: 13<sup>th</sup> November, 2023







# SANDU PHARMACEUTICALS LIMITED

CIN:L24233GA1985PLC001587

Regd. Office: Plot Nos. 25, 26, 29 & 30, Pilerne Industrial Estate, Marra, Saligao, Bardez, Goa 403511.

Tel: +91 832 2407474 / 6715000, E-mail: sandupharma@sandu.in, Website: www.sandu.in

## CONSOLIDATED STATEMENT OF UNAUDITED RESULTS FOR THE PERIOD ENDED 30/09/23

(Rs in Lakhs)

Particulars	Quarter ended			Half Year ended		Previous Year Ended 31 March 2023
	Quarter Ended 30-09- 2023	Corresponding Quarter Ending June 2023	Corresponding Quarter year ended 30-09-2022	Half Year ended 30-09- 2023	Corresponding Half year ended 30-09-2022	
	Unaudited	Unaudited	Unaudited	Unaudited	Unaudited	
I Revenue From Operations	1,660.71	1,765.71	1,676.35	3,426.42	3,299.20	6,534.90
II Other Income	8.70	0.1	16.85	8.80	25.44	32.72
III Total Income (I+II)	1,669.41	1,765.81	1,693.20	3,435.22	3,324.64	6,567.62
IV EXPENSES						
Cost of materials consumed	261.62	197.75	259.36	459.37	489.97	1,113.24
Purchases of Stock-in-Trade	579.70	327.70	371.35	907.40	1,192.82	2,313.46
Changes in inventories of finished goods, Stock-in -Trade and work-in-progress	(11.49)	419.13	244.91	407.64	67.04	(307.62)
Employee benefits expense	254.77	252.18	276.80	506.95	516.14	1,109.53
Finance costs	1.48	2.34	2.24	3.82	4.53	7.96
Depreciation and amortization expense	13.27	12.24	12.85	25.51	25.40	51.68
Other expenses	493.62	533.41	437.97	1,026.98	914.55	2,057.68
Total expenses (IV)	1,592.97	1,744.75	1,605.47	3,337.66	3,210.45	6,345.95
V Profit/(loss) before exceptional items and tax (I- IV)	76.45	21.06	87.73	97.56	114.20	221.67
VI Exceptional Items	-	0				-
VII Profit/(loss) before tax (V-VI)	76.45	21.06	87.73	97.56	114.20	221.67
VIII Tax expense:						
(1) Current tax	21.19	5.73	25.00	26.93	33.15	62.85
(2) Deferred tax	0.20	4.41	0.76	4.60	0.91	3.42
(3) Short /Excess Proviison			2.14		3.39	3.39
IX Profit (Loss) for the period from continuing operations (VII-VIII)	55.06	10.93	59.83	66.03	76.74	152.01
X Profit/(loss) for the period (IX+XII)	55.06	10.93	59.83	66.03	76.74	152.01
XI Other Comprehensive Income						
Items that will not be reclassified to Profit & Loss						0.20
Remeasurement gains/(losses) on post employment defined benefit plans						
Fair value changes of investments	19.82	18.11	7.18	37.93	33.35	63.93
Income tax relating to items that will not be reclassified to Profit & Loss account.	(0.19)	(2.02)	(0.80)	(2.20)	(3.71)	(7.17)
Total other Comprehensive Income for the Period	19.63	16.09	6.38	35.73	29.64	56.96
XII TOTAL COMPREHENSIVE INCOME FOR THE PERIOD (NET OF TAX)	74.69	27.03	66.21	101.75	106.38	208.98
XIII Paid Up Equity Capital ( Face Value of Rs. 10/- Per share )	966.10	966.1	966.10	966.10	966.10	966.10
XIV Earnings per equity share						



(1) Basic	0.57	0.11	0.64	0.68	0.84	1.61	
(2) Diluted	0.57	0.11	0.64	0.68	0.84	1.61	

Mumbai

Date :-13.11.2023



For Sandu Pharmaceuticals Ltd

Umesh Sandu  
Managing Director  
DIN :- 01132141

**CONSOLIDATED STATEMENT OF ASSETS & LIABILITIES FOR THE HALF YEAR ENDED 30TH SEPTEMBER, 2023**


Sr no	Particulars	As at 30 th September	As at 31 th March
		2023	2023
I	<b>ASSETS</b>		
	<b>Non Current Assets</b>		
	Property , plant & Equipment	742.33	721.84
	Right of use assets	927.47	934.79
	Capital Work in Progress	66.52	41.96
	Other Intangible Assets	2.94	5.05
	<b>Financial Assets</b>		
	Investments	1,002.54	964.61
	Other Financial Asset	15.27	193.87
	<b>Current Assets</b>	<b>2,757.07</b>	<b>2862.12</b>
	Inventories	1,007.63	1432.56
	Financial Asset		
	Trade Receivables	689.07	479.22
	Cash & Cash Equivalents	155.44	227.55
	Bank & other Cash Equivalents	268.91	2.00
	Other Current Assets	413.66	413.17
	Total of Curent Assets	<b>2,534.72</b>	<b>2554.50</b>
	<b>TOTAL ASSETS</b>	<b>5,291.79</b>	<b>5416.62</b>
II	<b>EQUITY &amp; LIABILITIES</b>		
	a) Equity Share Capital	966.10	966.10
	b)Other Equity	3,059.71	2957.96
	<b>Total Equity</b>	<b>4,025.81</b>	<b>3924.06</b>
	<b>LIABILITIES</b>		
	Non -Current Liabilities		
	a)Financial liabilities		
	Deferred Tax	111.04	104.23
	Total Non current Liabilities	<b>111.04</b>	<b>104.23</b>
	Current Liability		
	a)Financial liabilities-		
	Trade Payables		
	Dues to Micro & Small Enterprises	39.90	118.14
	Other than Micro & Small Enterprises	569.74	721.65
	iii)other financial Liabilities	9.19	9.26
	b) Other Current Liabilities	125.79	131.64
	c) Provisions	410.31	407.65
	<b>Total current Liabilities</b>	<b>1,154.93</b>	<b>1388.34</b>





	Total Liabilites	5,291.79	5416.62

For Sandu Pharmaceuticals Ltd



Umesh Sandu  
Managing Director  
DIN :- 01132141



Place :- Mumbai

Date :- 13 th November , 2023


**SANDU PHARMACEUTICALS LIMITED**  
**Consolidated Statement of Cash Flow for the Half year ended 30th Sept , 2023**

Particulars	Year to date ended 30th Sept ,2023		Year to date ended 30st Sept , 2022	
	Amount (₹)	Amount (₹)	Amount (₹)	Amount (₹)
<b>A. Cash flow from operating activities</b>				
Net Profit / (Loss) before extraordinary items and tax		97.56		114.20
<b>Adjustments for:</b>				
Depreciation and amortization expenses	25.51		25.40	
Finance costs	3.82		4.53	
Interest income	(8.80)		(8.60)	
Dividend income from equity instruments designated at FVTOCI				
Profit on sale of Property, Plant and Equipment		20.53		21.33
<b>Operating profit / (loss) before changes in operating assets &amp; liabilities</b>		<b>118.10</b>		<b>135.53</b>
<b>Changes in operating assets</b>				
(increase) / decrease in inventories	424.93		84.44	
(increase) / decrease in Trade receivables	(209.84)		(228.18)	
(increase) / decrease in other operating assets	10.28		43.81	
<b>Changes in operating liabilities</b>				
(increase) / decrease in trade payables	(230.14)		19.88	
(increase) / decrease in other operating liabilities	(30.19)	(34.97)	98.53	18.48
<b>Cash Generated from operation</b>		<b>83.13</b>		<b>154.01</b>
Income Tax Paid		(19.08)		(26.29)
<b>Net Cash flow from Operating activities</b>		<b>64.05</b>		<b>127.72</b>
<b>B. Cash flow from investing activities</b>				
Purchases of Property, Plant and Equipment	(61.13)		(15.75)	
Fixed deposits placed with banks	(80.00)		193.00	
Interest received	8.80		8.60	
Dividend income from equity instruments designated at FVTOCI			-	
Purchase of Mutual fund designated at FVTOCI			(40.00)	
Proceeds from Sales of Mutual Funds /Shares			51.75	
<b>Net cash flow from / (used in) investing activities (B)</b>		<b>(132.34)</b>		<b>197.60</b>
<b>C. Cash flow from financing activities</b>				
Repayment of Short-term borrowings			-	
Finance cost	(3.82)		(4.53)	
Proceeds from Issue of Equity Share Capital			131.95	
Dividend Paid			(66.08)	
<b>Net cash flow from / (used in) financing activities (C)</b>		<b>(3.82)</b>		<b>61.34</b>



Net increase / (decrease) in Cash and cash equivalents (A+B+C)	(72.11)	386.66
Cash and cash equivalents at the beginning of the year	227.55	93.86
Cash and cash equivalents at the end of the year	155.45	480.52

Dated : 13/11/2023  
Place:Mumbai



For Sandu Pharmaceuticals Ltd

Umesh Sandu  
Managing Director  
DIN :- 01132141




1. The above results published in accordance with regulation 33 of the SEBI (Listing Obligation & Disclosures Requirements), 2015 .The Financials results are in accordance with the Indian Accounting Standards (IND AS) as prescribed under Section 133 of the Companies Act, 2013 read with Rule 3 of the Companies (Indian Accounting Standards) Rule, 2015 and Companies (Indian Accounting Standards) Amendment Rules, 2017.
2. Company has formed a hundred percent subsidiary company in the name of Sandu Phytoceuticals Private Limited, New Company was registered on Date 27<sup>th</sup> July, 2022 the nature of business of the company is to Manufacture Ayurvedic /Herbal Extracts and Medicines etc.  
  
Company has not started the production activity yet & the expenses related to formation has been considered in the consolidated financials for the Half Year Ended 30th, September 2023.
3. The above consolidated financial results of Sandu Pharmaceuticals Ltd , (the "Holding Company"), Its subsidiaries (the Holding Company and its subsidiaries together referred to as "the Group"), have been reviewed by the Audit Committee and approved by the Board of Directors at its meeting held on November 13, 2023.
4. The Figures for the quarter ended 31 st March, 2023 are the balancing figures between the audited figures in respect of the full financial year and the published year to date figures up to the third quarter of the respective financial year.
5. Figures for the previous periods have been reclassified/regrouped, whenever necessary

Date: - 13/11/2023

For Sandu Pharmaceuticals Ltd



  
Umesh Sandu  
Managing Director  
DIN no: - 01132141