

ASAHI INDUSTRIES LIMITED

Regd. Office: Ecomax Musrane, Taluka Wada, Dist. Thane – 421312. Tel.: 02526-220482
Corporate Office: Ground Floor, Kamat Industrial Estate, 396, Veer Savarkar Marg, Prabhadevi,
Mumbai – 400025. E-mail: asahifibreslimited@gmail.com
CIN : L17120MH1993PLC073267

Ref No.: SE/ASAHIND/2020-2021/02

07th December 2020

To,
The Secretary,
(Listing Department)
BSE Limited
Phiroze Jeejeebhoy Towers,
Dalal Street, 21st Floor, Fort,
Mumbai - 400 001

Ref: Scrip code-514482
Subject: Annual Report for the Financial Year 2019-2020

Dear Sir,

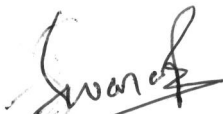
As per Regulation 34 of the SEBI (Listing Obligations and Disclosure Requirements) Regulations, 2015, Please find enclosed herewith a copy of the Annual Report of the Company for the Financial Year 2019-2020.

Kindly acknowledge the receipt and oblige.

Thanking You.

Yours faithfully,

For Asahi Industries Limited


Swaroop Singh Bhati
Company Secretary & Compliance Officer

Encl.: Annual Report



ASAHI INDUSTRIES LIMITED



**27th Annual Report
2019-20**

ASAHI INDUSTRIES LIMITED
CIN: L17120MH1993PLC073267
ANNUAL REPORT 2019-20

BOARD OF DIRECTORS

Shri Manoj Kumar Sharma	- Suspended Director
Mrs. Mansi Wadkar	- Suspended Director
Shri Pushpendra Kumar Pandey	- Suspended Director

Resolution Professional

Ankur Kumar

Company Secretary

Swaroop Singh Bhati

PRINCIPAL BANKERS

Dena Bank

AUDITORS

M/s. Rishi Sekhari & Associates.
Chartered Accountants

REGISTERED OFFICE

Ecomax, Musrane, Taluka Wada,
Dist. Thane – 421 312, Maharashtra

CORPORATE OFFICE

396, Kamat Industrial Estate, Dadar Mumbai

REGISTRAR & SHARE TRANSFER AGENT

Universal Capital Securities Private Limited 21, Shakil Nivas, Opp Satya Sai Baba Temple,
Mahakali Caves Road, Andheri (East) Mumbai – 400 093
Email: info@unisec.in

PLANT

Valsad, Gujarat
Bhilad

<p><i>27th Annual General Meeting to be held on Wednesday, December 30, 2020 at 9.30 a.m at the Registered Office of the Company at Ecomax, Musrane, Taluka Wada, Dist. Thane-421312.</i></p>

DIRECTOR'S REPORT

Dear Members,

This is to apprise the members that pursuant to an application made by Dena Bank, the Hon'ble National Company law Tribunal, Mumbai Bench ("**Adjudicating Authority**"), vide its order dated 21st January, 2019 had ordered the commencement of the corporate insolvency resolution ("**CIR**") process in respect of your company under the provision of the Insolvency and bankruptcy Code, 2016 (the "**Code**"). Thereafter, in accordance with Section 17 of the Code, the powers of the Board of Directors ("**Board**") stood suspended and Mr. Ankur Kumar appointed as interim resolution professional of the Company who was later confirmed as Resolution Professional of the Company on 20th February, 2019 for the management of the affairs of the Company ("**RP**" / "**Resolution Professional**").

During the CIR process only one resolution plans in respect of the Company was received from Safex Realtor Private Limited further the committee of creditors of the Company ("**COC**"), in their meeting held on December 21, 2019, has approved the resolution plan submitted by Safex Realtor Private Limited ("**Resolution Plan**") which was subsequently submitted to the Hon'ble NCLT in accordance with Section 30(6) of the Code. The same is sub-judice with the Hon'ble NCLT.

In compliance with the provision of Section 134(3) of the Companies Act, 2013, a report containing the details and information as required to be disclosed in the Directors' Report to the Shareholders of the Company is provided hereunder.

This Report was discussed in a meeting held with the Key Management Persons and thereafter taken on record by the Resolution Professional. Accordingly, Report for the year ended 31st March, 2020 is as under.

FINANCIAL HIGHLIGHTS

	2019-2020 (Rs. in Lacs)	2018-2019 (Rs. in Lacs)
Revenue from operations	-	1,957.36
Finance Cost	-	20.34
Depreciation and Amortization Expense	183.36	428.92
Provision for Tax		
Current Tax	0.00	0.00
Deferred Tax Assets / (Liabilities)	(38.82)	(365.93)
Profit/Loss after Tax	(260.05)	(820.93)

Note: Previous year figures have been regrouped/ rearranged wherever necessary.

DIVIDEND

There is no recommendation of Dividend on the Equity Shares of the Company.

REVIEW OF PERFORMANCE

During the year, the Turnover of Company is NIL as against Rs. 1957.36 Lac in respect of the previous Financial Year ended 31st March, 2019. The Profit/ Loss after Tax decreased to Rs (260.05) Lac in the Financial Year ended 31st March, 2020 as against Rs. (820.93) Lac in the previous financial year ended 31st March, 2019 after considering deferred tax of Rs. (38.82) Lac as against (365.93) Lac in the previous financial year.

DIRECTORS AND KEY MANAGERIAL PERSONNEL

All the Independent Directors have given declarations that they meet the criteria of independence as laid down under Section 149 (6) of the Act and Clause 17 of the SEBI (Listing Obligations and Disclosure Requirements) Regulations, 2015 ("**SEBI Listing Regulations**") entered into with the Stock Exchanges. In the opinion of the Board, they fulfill the conditions of independence as specified in the Act and the Rules made there under and are independent of the management.

EXTRACT OF ANNUAL RETURN

The details forming part of the extract of the Annual Return in form MGT-9 is annexed herewith as “**Annexure A**”.

MEETINGS OF THE BOARD

No meetings of the Board of Directors and audit committee were held during the year. For further details.

DIRECTOR EVALUATION

In terms of SEBI (Listing Obligations and Disclosure Requirements) (Third Amendment) Regulations, 2018, a company Undergoing CIR process is not required to comply with the requirement of conducting evaluation of the independent directors. Therefore, subsequent to commencement of the CIR process the evaluation of the independent directors of the company was Not required to be carried out under the provisions of the Regulation 17(10) SEBI LODR Regulations. Further, in accordance with Rule 8(4) of the Companies (Accounts) Rules, 2014, the board of directors of a company are required to evaluate its own performance and that of its committees and individual directors. However pursuant to commencement of the CIR process of the company, the powers of the board of directors stand suspended and are exercised by the interim resolution professional or the resolution professional, as the case may be, in accordance with the provisions of the Code.

DECLARATION OF INDEPENDENT DIRECTORS

Pursuant to commencement of the CIR process of the company, the powers of the board of directors stand suspended and are exercised by the resolution professional, as the case may be, in accordance with the provisions of the Code.

FAMILIARIZATION PROGRAMME FOR INDEPENDENT DIRECTORS

pursuant to commencement of the CIR process of the company, the powers of the board of directors stand suspended and are exercised by the resolution professional, as the case may be, in accordance with the provisions of the Code.

REMUNERATION POLICY

Pursuant to commencement of the CIR process of the company, the powers of the board of directors stand suspended and the Company is under CIR Process, the approval of CoC is necessary for the appointment and remuneration of Directors and Key Managerial personnel of the Company

DIRECTORS' RESPONSIBILITY STATEMENT / STATEMENT BY THE COMPANY SECRETARY AND TAKEN ON RECORD BY RESOLUTION PROFESSIONAL:

To the best of knowledge and beliefs and according to the information and explanations obtained by management, Company Secretary make the following statement in terms of Section 134(3)(c) of the companies Act 2013:

- a. that in the preparation of the annual financial statements for the year ended March 31, 2020, the applicable accounting standards have been followed and there is no material departures;
- b. the Company Secretary have selected such accounting policies and applied them consistently and made judgment and estimates that are reasonable and prudent so as to give a true and fair view of the state of affairs of the Company as at March 31, 2020 and of the profit of the Company for the year ended on that date;
- c. the Company Secretary have taken proper and sufficient care for the maintenance of adequate accounting records in accordance with the provisions of the Companies Act, 2013 for safeguarding the assets of the Company and for preventing and detecting fraud and other irregularities;
- d. the Company Secretary have prepared the annual financial statements have been prepared on a going concern basis;
- e. the Company Secretary have laid down internal financial controls to be followed by the Company and such internal financial controls are adequate and operating effectively;
- f. the Company Secretary have devised proper systems to ensure compliance with the provisions of all applicable laws and that such systems were adequate and operating effectively.

INTERNAL CONTROL SYSTEMS AND THEIR ADEQUACY:

The Company has an Internal Control System, commensurate with the size, scale and complexity of its operations. The scope and authority of the Internal Audit function is defined in the Internal Audit Manual. To maintain its objectivity and independence, the Internal Audit function reports to the Chairman of the Audit Committee of the Board & to the Chairman & Managing Director. The Internal Audit Department monitors and evaluates the efficacy and adequacy of internal control system in the Company, its compliance with operating systems, accounting procedures and policies at all locations of the Company.

Based on the report of internal audit function, process owners undertake corrective action in their respective areas and thereby strengthen the controls. Significant audit observations and recommendations along with corrective actions thereon are presented to the Audit Committee of the Board.

VIGIL MECHANISM / WHISTLE BLOWER POLICY:

The Company has a vigil mechanism named Fraud and Risk Management Policy to deal with instance of fraud and mismanagement, if any. In staying true to our values of Strength, Performance and Passion and in line with our vision of being one of the most respected companies in India, the Company is committed to the high standards of Corporate Governance and stakeholder responsibility. The Company has a Fraud Risk and Management Policy to deal with instances of fraud and mismanagement, if any. The Policy ensures that strict confidentiality is maintained whilst dealing with concerns and also that no discrimination will be meted out to any person for a genuinely raised concern.

DISCLOSURE UNDER THE SEXUAL HARASSMENT OF WOMEN AT WORKPLACE (PREVENTION, PROHIBITION AND REDRESSAL) ACT, 2013

The Company has duly set up an Internal Complaints Committee (ICC) in line with the requirements of The Sexual Harassment of Women at the Workplace (Prevention, Prohibition & Redressal) Act, 2013, to redress complaints received regarding sexual harassment.

The following is a summary of sexual harassment complaints received and disposed off during the year 2019-20.

No of complaints received : Nil

No of complaints disposed off : Nil

PREVENTION OF INSIDER TRADING:

The Company has adopted a Code of Conduct for Prevention of Insider Trading with a view to regulate trading in securities by the Directors and designated employees of the Company. The Code requires pre-clearance for dealing in the Company's shares and prohibits the purchase or sale of Company shares by the Directors and the designated employees while in possession of unpublished price sensitive information in relation to the Company and during the period when the Trading Window is closed.

RELATED PARTY TRANSACTIONS:

All transactions entered by the Company with Related Parties were in the Ordinary Course of Business and at Arm's Length pricing basis. There were no materially significant transactions with Related Parties during the financial year 2019-20 which were in conflict with the interest of the Company. Suitable disclosures as required under AS-18 have been made in Notes to the financial statements. The Company has also adopted Related Party Transaction Policy as required under Regulation 23 of SEBI Listing Regulations.

The Board has approved the policy on Related Party Transactions. The policies have been uploaded on the Company's website, under the web link <http://asahiind.com/wp/related-party-transactions>.

All related Party Transactions prior to the commencement of the CIR process were authorized by the Audit Committee / Board, as applicable for approval and thereafter by the Resolution Professional who in turn, was authorized by the COC.

Material changes and commitments affecting the financial position of the Company which have occurred between March 31, 2020

There were no material changes and commitments affecting the financial position of the Company between the end of financial year (March 31, 2020).

PARTICULARS OF CONTRACTS OR ARRANGEMENTS MADE WITH RELATED PARTIES:

Particulars of contracts or arrangements with related parties referred to in Section 188(1) of the Companies Act, 2013, in the prescribed Form AOC-2, is appended as Annexure -B to the Board's report.

PARTICULARS OF EMPLOYEES AND RELATED DISCLOSURES:

Disclosures relating to remuneration and other details as required under Section 197 (12) of the Companies Act, 2013 read with Rule 5(1) of the Companies (Appointment and Remuneration of Managerial Personnel) Rules, 2014.

The information required pursuant to Section 197 (12) of the Companies Act, 2013 read with Rule 5(2) and 5(3) of The Companies (Appointment and Remuneration of Managerial Personnel) Rules, 2014 in respect of the employees of the company, will be provided upon request.

In terms of Section 136(1) of the Companies Act, 2013, the Report and Accounts are being sent to the Members and others entitled thereto, excluding the information on employees particulars which is available for inspection by the Members at the Registered Office of the Company during business hours on working days of the company up to the date of the ensuing Annual General Meeting. If any Member is interested in obtaining a copy thereof, such Member may write to the Company Secretary in this regard.

FIXED DEPOSITS:

Your Company has not accepted any deposits within the meaning of Section 73 of the Companies Act, 2013 and the Companies (Acceptance of Deposits) Rules, 2014.

PARTICULARS OF LOANS GIVEN, INVESTMENTS MADE, GUARANTEES GIVEN AND SECURITIES PROVIDED

Detail of loans, investments, guarantees and securities covered under the provision of section 186 of Companies' Act 2013 are given in the notes to the financial statement.

INSURANCE:

The properties, stock, assets of your Company are adequately insured.

REPORT ON CORPORATE GOVERNANCE

The Company is fully compliant with the Corporate Governance guidelines, as laid out in Chapter IV of SEBI Listing Regulations. The details of the Code of Conduct are furnished in the Corporate Governance Report attached to this Report. The Managing Director has given a certificate of compliance with the Code of Conduct, which forms part of this Directors' Report, as required under Chapter IV of SEBI Listing Regulations.

M/s. Rishi Sekhari & Associates., Practicing Chartered Accountants, Statutory Auditor of the Company has examined the requirements of Corporate Governance with reference to Chapter IV of SEBI Listing Regulations and has certified the compliance, as required under Chapter IV of SEBI Listing Regulations. The Certificate in this regard is attached to this Report.

HUMAN RESOURCES MANAGEMENT

The Company recognizes that in a people-intensive business, major gains can be scored in the area of productivity management. In view of this, the Company has strengthened its people management through performance-linked incentives, amenities, training, Multi-skilling and career path identification.

The Company is of firm belief that good Human Resource (HR) Management would ensure success through high performance. HR strategy and plans of the Company are deeply embedded with the organizational goals. In order to enhance the manpower productivity, the goal is set to increase the production capacity of the plant and rationalize the manpower through scientific study. All the operational goals of the top management emanate from the business plan. The goals of MD are shared with his subordinates who in turn share their goal with their respective subordinates and so on. Regular visits by HR team is being made to the plant to meet the employees and also interaction meetings are conducted to get their feedback, based on which HR policies are improved continuously. The process has resulted in better employer-employee relationship.

The Company lays due emphasis on all-round development of its human resource. Hence, training of the employees is aimed at systematic development of knowledge, skills, aptitude and team work. Training is designed for the development of personal skills necessary for the performance of the present job and to prepare them for future growth. Individual development is given top priority to groom high caliber manpower.

INDUSTRIAL RELATIONS:

During the year under review, your Company enjoyed cordial relationship with workers and employees at all levels.

MANAGEMENT DISCUSSION & ANALYSIS REPORTS

The Management Discussion & Analysis Report, which form an integral part of this Report, are set out as separate Annexure, together with the Certificate from the auditors of the Company regarding compliance with the requirements of Corporate Governance as stipulated in Chapter IV of SEBI Listing Regulations.

CONSERVATION OF ENERGY:

- a) Company ensures that the manufacturing operations are conducted in the manner whereby optimum utilization and maximum possible savings of energy is achieved.
- b) No specific investment has been made in reduction in energy consumption.
- c) As the impact of measures taken for conservation and optimum utilization of energy are not quantitative, its impact on cost cannot be stated accurately.

FOREIGN EXCHANGE EARNINGS AND OUT-GO:

During the period under review there was no foreign exchange earnings or out flow.

AUDITOR'S REPORT / SECRETARIAL AUDIT REPORT:

The observation made in the Auditors' Report read together with relevant notes thereon are self explanatory and hence, do not call for any further comments under Section 134 of the Companies Act, 2013. As required under section 204 (1) of the Companies Act, 2013 the Company has obtained a secretarial audit report. Certain observations made in the report with regard

to non filing of some forms were mainly due to ambiguity and uncertainty of the applicability of the same for the relevant period. However, the company would ensure in future that all the provisions are complied to the fullest extent.

SECRETARIAL AUDITOR:

Pursuant to provisions of section 204 of the Companies Act, 2013 and The Companies (Appointment and Remuneration of Managerial Personnel) Rules, 2014 the company has appointed Ajay Goyal & Associates, Company Secretaries in practice to undertake the Secretarial Auditor of the Company.

COST AUDITOR

As per the requirements of Central Government and pursuant to the provisions of Section 148 of the Companies Act, 2013, your Company carries out an audit of cost records every year.

STATUTORY AUDITOR

M/s. Rishi Sekhri & Associates, Chartered Accountants, (Membership No. 126656 & Firm Registration No.128216W) has been appointed as Auditors of the Company. In accordance with the provisions of Section 139 of the Act, M/s. Rishi Sekhri & Associates, Chartered Accountants, (Membership No. 126656 & Firm Registration No.128216W) to hold office till the conclusion of the Twenty Eight Annual General Meeting of the Company to be held in the year 2022, subject to ratification of such appointment by the Members at every subsequent Annual General Meeting, if so required under the Act.

ACKNOWLEDGEMENT

The Resolution Professional together with the KMP expresses their sincere thanks to all employees and support extended by Banks, Consultants, Solicitors, Shareholders and Employees of the Company.

Place: Mumbai
Date: 07th December, 2020

Sd/-
Mansi Wadkar
(Suspended Director)
DIN: 05309693

Sd/-
Swaroop Singh Bhati
(Company Secretary)

Taken on record

sd/-
Ankur Kumar
Resolution Professional

ANNEXURE-A**FORM NO. MGT 9****EXTRACT OF ANNUAL RETURN**

as on financial year ended on 31.03.2019

Pursuant to Section 92 (3) of the Companies Act, 2013 and rule 12(1) of the Company
(Management & Administration) Rules, 2014.**I REGISTRATION & OTHER DETAILS:**

I	CIN	L17120MH1993PLC073267
li	Registration Date	2/8/1993
lii	Name of the Company	Asahi Industries Ltd
lv	Category/Sub-category of the Company	Public Limited
V	Address of the Registered office & contact details	Ecomax, Musrane, Tal. Wada, Thane, Maharashtra - 421312. Contact No.02526-220179
Vi	Whether listed company	BSE
Vii	Name , Address & contact details of the Registrar & Transfer Agent, if any.	Universal Capital Securities Pvt. Ltd. 21 Shakil Niwas, Opp. Satya Saibaba Temple, Mahakali Caves Road, Mumbai - 400093.

II PRINCIPAL BUSINESS ACTIVITIES OF THE COMPANY

All the business activities contributing 10% or more of the total turnover of the company shall be stated

SI No	Name & Description of main products/services	NIC Code of the Product /service	% to total turnover of the company
1	Textiles	17/171	100%

III PARTICULARS OF HOLDING , SUBSIDIARY & ASSOCIATE COMPANIES

SI No	Name & Address of the Company	CIN/GLN	HOLDING/SUBSIDIARY/ ASSOCIATE	% OF SHARES HELD	APPLICABLE SECTION
1	-	-	-	-	-
2.	-	-	-	-	-

IV SHAREHOLDING PATTERN (Equity Share capital Break up as % to total Equity)

Category of Shareholders	No. of Shares held at the beginning of the year				No. of Shares held at the end of the year				% change during the year	
	Demat	Physical	Total	% of Total Shares	Demat	Physical	Total	% of Total Shares		
A. Promoters										
(1) Indian										
a) Individual/HUF	0	0	0	0	0	0	0	0	0	0
b) Central Govt. or State Govt.	0	0	0	0.00	0	0	0	0.00	0	0.00
c) Bodies Corporates	0	32225870	32225870	48.50	0	32225870	32225870	48.50	0	0.00
d) Bank/FI	0	0	0	0.00	0	0	0	0.00	0	0.00
e) Any other	0	0	0	0.00	0	0	0	48.50	0	0.00
SUB TOTAL:(A)										
(1)	0	32225870	32225870	48.50	0	32225870	32225870	48.50	0	0.00

Category of Shareholders	No. of Shares held at the beginning of the year				No. of Shares held at the end of the year				% change during the Year	
	Demat	Physical	Total	% of total Shares	Demat	Physical	Total	% of Total Shares		
(2) Foreign	0	0	0	0.00	0	0	0	0.00	0	0.00
a) NRI- Individuals	0	0	0	0.00	0	0	0	0.00	0	0.00
b) Other Individuals	0	0	0	0.00	0	0	0	0.00	0	0.00
c) Bodies Corp.	0	0	0	0.00	0	0	0	0.00	0	0.00
d) Banks/FI	0	0	0	0.00	0	0	0	0.00	0	0.00
e) Any other...	0	0	0	0.00	0	0	0	0.00	0	0.00
SUB TOTAL (A)										
(2)										
Total Shareholding of Promoter (A)= (A) (1)+(A)(2)	0	32225870	32225870	48.50	0	32225870	32225870	48.50	0	0.00
B. PUBLIC SHAREHOLDING										
(1) Institutions										
a) Mutual Funds	0	7500	7500	0.01	0	7500	7500	0.01	0	0.00
b) Banks/FI	0	100	100	0.00	0	100	100	0.00	0	0.00
c) Central Govt.	0	0	0	0.00	0	0	0	0.00	0	0.00
d) State Govt.	0	0	0	0.00	0	0	0	0.00	0	0.00
e) Venture Capital Fund	0	0	0	0.00	0	0	0	0.00	0	0.00
f) Insurance Companies	0	0	0	0.00	0	0	0	0.00	0	0.00
g) FIIS	0	0	0	0.00	0	0	0	0.00	0	0.00
h) Foreign Venture Capital Funds	0	0	0	0.00	0	0	0	0.00	0	0.00
i) Others (specify)	0	0	0	0.00	0	0	0	0.00	0	0.00
SUB TOTAL (B)(1):	0	7600	7600	0.01	0	7600	7600	0.01	0	0.00

(2) Non Institutions										
a) Bodies corporate										
i) Indian	16013600	140306100	30319700	45.63	16013600	140306100	30319700	45.63	0	0.00
ii) Overseas	0	0	0	0.00	0	0	0	0.00	0	0.00
b) Individuals										
i) Individual Shareholders holding nominal share capital upto Rs.1 lakhs	386610	1439420	1826030	2.75	386710	14395420	1826130	2.75	0 100	0.00
ii) Individuals Shareholders holding nominal share capital in excess of Rs. 1 Lakhs	491500	0	491500	0.74	491500	0	491500	0.74	0	0.00
c) Others (specify)										
i) NRI's/OCB's	0	1565452	1565452	2.36	0	1565452	1565452	2.36	0.00	0.00
ii) Clearing Members	100	0	100	0.00	0	0	0	0.00	-100	0.00
iii) Trust	100	0	100	0.00	100	0	100	0.00	0	0.00
iv) NRI-NON-REPEAT	0	300	300	0.00	0	300	300	0.00	0	0
v) HUF	5900	0	5900	0.00	5900	0	5900	0.00	0	0.00
SUB TOTAL (B)(2):	16897810	17318872	34216682	51.50	16897810	17318872	34216682	51.50	0	0
Total Public Shareholding (B)= (B)(1)+(B)(2)	16897810	17318872	34216682	51.50	16897810	17318872	34216682	51.50	0	0
C. Shares held by Custodian for GDRs & ADRs										
Grand Total (A+B+C)	16897810	49544742	66442552	100	16897810	49544742	66442552	100	0	0

(ii) SHARE HOLDING OF PROMOTERS

Sl. No.	Shareholders Name	Shareholding at the beginning of the year			Shareholding at the end of the year			% change in share Holding during the Year
		No of shares	% of total shares of the company	% of shares pledged encumbered to total shares	No of shares	% of total shares of the company	% of shares pledged encumbered to total shares	
1	Jaybharat Textiles And Real Estate Ltd.	32225870	48.50	0.00	32225870	48.50	0.00	0.00
	Total	32225870	48.50	0.00	32225870	48.50	0.00	0.00

(iii) CHANGE IN PROMOTERS' SHAREHOLDING (SPECIFY IF THERE IS NO CHANGE)

Sl. No.		Share holding at the beginning of the Year		Cumulative Share holding during the year	
		No. of Shares	% of total shares of the company	No of shares	% of total shares of the company
	At the beginning of the year	32225870	48.50	32225870	48.50
	Date wise increase/decrease in Promoters Share holding during the year specifying the reasons for increase/decrease (e.g. allotment/transfer/bonus/sweat equity etc)				
	At the end of the year	32225870	48.50	32225870	48.50

(iv) Shareholding Pattern of top ten Shareholders (other than Directors, Promoters & Holders of GDRs & ADRs)

Sl. No.	Name of the shareholder & DP Id No.		Shareholding at the beginning of the year		Cumulative Shareholding during the year	
			No. of shares	% of total shares of the company	No. of shares	% of total shares of the company
1	MTM TRADING PTE LTD					
	FOLIO NO	M00002				
	At the beginning of the year		1565452	2.36		
		Transfer	0	0.00	1565452	2.36
	At the End of the year (or on the date of separation, if separated during the year		1565452	2.36	1565452	2.36

Sl. No.	Name of the shareholder & DP Id No.		Shareholding at the beginning of the year		Cumulative Shareholding during the year	
			No. of shares	% of total shares of the company	No. of shares	% of total shares of the company
2	ROYAL COMPSERVICES PVT LTD					
	FOLIO NO	00000043				
	At the beginning of the year		660000	0.99		
		Transfer	0	0.00	660000	0.99
	At the End of the year (or on the date of separation, if separated during the year		660000	0.99	660000	0.99

Sl. No.	Name of the shareholder & DP Id No.		Shareholding at the beginning of the year		Cumulative Shareholding during the year	
			No. of shares	% of total shares of the company	No. of shares	% of total shares of the company
3	SAMAY ADVISORY SOLUTIONS PVT LTD					
	FOLIO NO	00000044				
	At the beginning of the year		660000	0.99		
		Transfer	0	0.00	660000	0.99
	At the End of the year (or on the date of separation, if separated during the year		660000	0.99	660000	0.99

Sl. No.	Name of the shareholder & DP Id No.		Shareholding at the beginning of the year		Cumulative Shareholding during the year	
			No. of shares	% of total shares of the company	No. of shares	% of total shares of the company
4	ALMAL TEXTILES PRIVATE LIMITED					
	FOLIO NO	00000045				
	At the beginning of the year		660000	0.99		
		Transfer	0	0.00	660000	0.99
	At the End of the year (or on the date of separation, if separated during the year		660000	0.99	660000	0.99

Sl. No.	Name of the shareholder & DP Id No.		Shareholding at the beginning of the year		Cumulative Shareholding during the year	
			No. of shares	% of total shares of the company	No. of shares	% of total shares of the company
5	RITU MULTITRADE SERVICES PVT LTD					
	FOLIO NO	00000046				
	At the beginning of the year		660000	0.99		
		Transfer	0	0.00	660000	0.99
	At the End of the year (or on the date of separation, if separated during the year		660000	0.99	660000	0.99

Sl. No.	Name of the shareholder & DP Id No.		Shareholding at the beginning of the year		Cumulative Shareholding during the year	
			No. of shares	% of total shares of the company	No. of shares	% of total shares of the company
6	SATELLITE CONSULTANCY & SERVICES PVT LTD					
	FOLIO NO	00000047				
	At the beginning of the year		660000	0.99		
		Transfer	0	0.00	660000	0.99
	At the End of the year (or on the date of separation, if separated during the year		660000	0.99	660000	0.99

Sl. No.	Name of the shareholder & DP Id No.		Shareholding at the beginning of the year		Cumulative Shareholding during the year	
			No. of shares	% of total shares of the company	No. of shares	% of total shares of the company
7	HEAVY STEEL PVT LTD					
	FOLIO NO	00000048				
	At the beginning of the year		660000	0.99		
		Transfer	0	0.00	660000	0.99
	At the End of the year (or on the date of separation, if separated during the year		660000	0.99	660000	0.99

Sl. No.	Name of the shareholder & DP Id No.		Shareholding at the beginning of the year		Cumulative Shareholding during the year	
			No. of shares	% of total shares of the company	No. of shares	% of total shares of the company
8	SHAKTI PROCON PVT LTD					
	FOLIO NO	00000049				
	At the beginning of the year		660000	0.99		
		Transfer	0	0.00	660000	0.99
	At the End of the year (or on the date of separation, if separated during the year		660000	0.99	660000	0.99

Sl. No.	Name of the shareholder & DP Id No.		Shareholding at the beginning of the year		Cumulative Shareholding during the year	
			No. of shares	% of total shares of the company	No. of shares	% of total shares of the company
9	SINGLE POINT SECURITY SOLUTIONS PVT LTD					
	FOLIO NO	00000050				
	At the beginning of the year		660000	0.99		
		Transfer	0	0.00	660000	0.99
	At the End of the year (or on the date of separation, if separated during the year		660000	0.99	660000	0.99

Sl. No.	Name of the shareholder & DP Id No.		Shareholding at the beginning of the year		Cumulative Shareholding during the year	
			No. of shares	% of total shares of the company	No. of shares	% of total shares of the company
10	SUMERU REALTY PRIVATE LIMITED					
	FOLIO NO	00000051				
	At the beginning of the year		660000	0.99		
		Transfer	0	0.00	660000	0.99
	At the End of the year (or on the date of separation, if separated during the year		660000	0.99	660000	0.99

(v) Shareholding of Directors & KMP

Sl. No	For Each of the Directors & KMP	Shareholding at the end of the year		Cumulative Shareholding during the year	
		No. of shares	% of total shares of the company	No of shares	% of total shares of the company
	At the beginning of the year		Nil	Nil	Nil
	Date wise increase/decrease in Promoters Share holding during the year specifying the reasons for increase/decrease (e.g. allotment/transfer/bonus/sweat equity etc)				
	At the end of the year		Nil	Nil	Nil

V INDEBTEDNESS

Indebtedness of the Company including interest outstanding/accrued but not due for payment

	Secured Loans excluding deposits	unsecured Loans	Deposits	Total Indebtedness
Indebtedness at the beginning of the financial year				
i) Principal Amount	74300000.00	619000000.00	-	693300000.00
ii) Interest due but not paid	2034000	-	-	2034000
iii) Interest accrued but not due	-	-	-	-
Total (i+ii+iii)		619000000.00		695334000
Change in Indebtedness during the financial year				
Additions	-	-	-	-
Reduction	-	-		-
Net Change	-	-		-
Indebtedness at the end of the financial year				
i) Principal Amount	74333000.00	619000000.00		693300000.00
ii) Interest due but not paid	-	-	-	-
iii) Interest accrued but not due	-	-	-	-
Total (i+ii+iii)	74333000.00	619000000.00		693300000.00

VI REMUNERATION OF DIRECTORS AND KEY MANAGERIAL PERSONNEL**A. Remuneration to Managing Director, Whole time director and/or Manager:****B. Remuneration to other directors:**

Sl. No	Particulars of Remuneration	Name of the Directors				Total Amount Lakhs
		Shri Pushpendra Pandey	Smt. Manasi Wadkar			
2	Other Non Executive Directors					
	(a) Fee for attending board /committee Meetings	0	0.3			0
	(b) Commission	0	0			0
	(c) Others, please specify.	0	0			0
	Total (2)	0	0			0
	Total (B)=(1+2)	0	0			0
	Total Managerial Remuneration					
	Overall Ceiling as per the Act.					

C. REMUNERATION TO KEY MANAGERIAL PERSONNEL OTHER THAN MD/MANAGER/WTD

Sl. No.	Particulars of Remuneration	Key Managerial Personnel	
		Swaroop Singh (CS)	Total Amount Lakhs
1	Gross Salary		
	(a) Salary as per provisions contained in section 17(1) of the Income Tax Act, 1961.	0	0
	(b) Value of perquisites u/s 17(2) of the Income Tax Act, 1961	0	0
	(c) Profits in lieu of salary under section 17(3) of the Income Tax Act, 1961	0	0
2	Stock Option	0	0
3	Sweat Equity	0	0
4	Commission	0	0
5	Others, please specify		0
	Total	0	0

VII PENALTIES/PUNISHMENT/COMPOUNDING OF OFFENCES

Type	Section of the Companies Act	Brief Description	Details of Penalty/ Punishment/ Compounding fees imposed	Authority (RD/NCLT/ Court)	Appeal made if any (give details)
A. COMPANY					
Penalty	Nil	Nil	Nil	Nil	Nil
Punishment	Nil	Nil	Nil	Nil	Nil
Compounding	Nil	Nil	Nil	Nil	Nil
B. DIRECTORS					
Penalty	Nil	Nil	Nil	Nil	Nil
Punishment	Nil	Nil	Nil	Nil	Nil
Compounding	Nil	Nil	Nil	Nil	Nil
C. OTHER OFFICERS IN DEFAULT					
Penalty	Nil	Nil	Nil	Nil	Nil
Punishment	Nil	Nil	Nil	Nil	Nil
Compounding	Nil	Nil	Nil	Nil	Nil

ANNEXURE B TO THE DIRECTORS' REPORT

FORM NO. AOC-2

(Pursuant to clause (h) of sub-section (3) of Section 134 of the Act and Rule 8(2) of the Companies (Accounts) Rules, 2014)

Form for disclosure of particulars of contracts/arrangements entered into by the Company with related parties referred to in sub-section (1) of Section 188 of the Companies Act, 2013 including certain arm's length transactions under third proviso thereto:

1. Details of contracts or arrangements or transactions not at arm's length basis:

- | | | | |
|----|---|---|-----|
| a) | Name(s) of the related party and nature of relationship | : | NIL |
| b) | Nature of contracts/arrangements/transactions | : | NIL |
| c) | Duration of the contracts / arrangements/transactions | : | NIL |
| d) | Salient terms of the contracts or arrangements or transactions including the value, if any | : | NIL |
| e) | Justification for entering into such contracts or arrangements or transactions | : | NIL |
| f) | Date(s) of approval by the Board | : | NIL |
| g) | Amount paid as advances, if any | : | NIL |
| h) | Date on which the special resolution was passed in general meeting as required under first proviso to Section 188 | : | NIL |

2. Details of material contracts or arrangements or transactions at arm's length basis:

- | | | | |
|----|--|---|-----|
| a) | Name of the related party and nature of relationship | : | NIL |
| b) | Nature of transaction | : | NIL |
| c) | Duration of transaction | : | NIL |
| d) | Salient terms of the transaction including the value, if any | : | NIL |
| e) | Date of approval by the Board, if any | : | NIL |
| f) | Amount paid as advances, if any | : | NIL |

Place: Mumbai
Date: 07.12.2020

Sd/-
Mansi Wadkar
Suspended Director
DIN: 05309693

Sd/-
Swaroop Singh Bhati
Company Secretary

Taken on Record
Sd/-
Ankur Kumar
Resolution Professional

REPORT ON MANAGEMENT DISCUSSION AND ANALYSIS 2019-20

The Management of ASAHI INDUSTRIES LIMITED presents its Analysis report covering performance and outlook of the Company. The Report has been prepared in compliance with the requirement of Corporate Governance as laid down in the Listing Agreement. The Management accepts responsibility for the integrity and objectivity of the financial statements. However, investors and readers are cautioned that this discussion contains certain forward looking Statements that involve risk and uncertainties.

INDUSTRY STRUCTURE AND DEVELOPMENTS

The textile Industry, in general, had a negative impact due to the after effects of structural transformation that took place in the form of implementation of demonetization and GST. Further, post GST, import duty has come down sharply, thus making imports cheaper for the domestic industry which has placed pressure on selling prices for the textile industry as a whole

The textile Industry Contribute to 7% of industry output in Value Terms, 2% India's GDP and to 15% of the Country's export earnings. The textile industry is one of the largest sources of employment generation in the country.

The textiles sector is the second largest provider of employment after agriculture. Thus, the growth and all round development of this industry has a direct bearing on the improvement of India's economy. Textiles exports from India will touch US\$ 185 billion by the year 2024-25.

MARKET SIZE

India has the potential to increase its textile and apparel share in the world trade from the current level of 4.5% to 8 % and reach US\$ 80 billion by 2020. The growth implies that with a 12% CAGR in domestic sales the industry should reach a production level of US\$ 350 billion by 2024-25 from the current level of about US\$ 100 billion for the domestic market. At the same time, Exports of textiles increased to USD 41.67 billion i.e by 3%.

In rupee terms, to Rs.2.55 lac crores as against Rs.2.48 lac crores in the last year there by showing a growth of 3%. Growth in exports of certain segments were high such as handicrafts (17%), carpets (15%) and ready made garments (12%), India has a share of approximately 5% of the global textile and apparel trade..

INDIAN TEXTILE INDUSTRY: CHANGING PROFILE

The Indian textile industry has embarked on an ambitious program of modernization and technological up gradation in recent years to transform the textile sector from a state of low technology level to a producer of high technology products. Technological up gradation in India has resulted in:

- A shift from commodity based trading to high value added fashion garments.
- Vertical integration and horizontal consolidation of production process leading to lowering of manufacturing costs.
- Improved productivity gains
- Efficient supply chain management
- Development of Economies of scale

INVESTMENTS

Textiles Policy aims at creating 35 million new jobs by way of increased investments by foreign companies (expected to be 180-200 billion US\$).

OPPORTUNITY AND THREATS

China's slow investment in textiles and shift to high tech industries will have a positive impact on Indian exports in the coming years. Further, USA's withdrawal from Trans-Pacific Partnership (TPP) and chances of termination of North American Free Trade Agreement (NAFTA) between USA – Canada – Mexico for free trade will increase their cost due to application of import duties amongst their countries. Consequently, Indian industry should have opportunity to promote its own exports. The international brands like Marks & Spencer, IKEA, Zara, H & M, Walmart etc. who have multiple sources to cover fabrics and convert into garments in Bangladesh, Vietnam and Cambodia etc. for retailing in India at better prices will make it difficult for Indian textile industry to compete with them apart from e-commerce / online business and cheaper imports.

Strengths:

- ☐ Self reliant industry producing the entire supply-chain i.e., cotton and fibers.
- ☐ Highly competitive spinning sector.
- ☐ Large and growing domestic market.
- ☐ Second-largest textile producer in the world.
- ☐ Abundant Raw Material availability that helps industry to control costs and reduces the lead-time across the operation;
- ☐ Low labour cost and availability of skilled and technical labour force.
- ☐ Excellence in fabric and garment designing.
- ☐ Vast textile production capacity and efficient multi-fiber raw material manufacturing capacity.
- ☐ Availability of large varieties of cotton fiber and has a fast growing synthetic fiber industry;
- ☐ Promising export potential

Weaknesses:

- ☐ Small size and technologically outdated plants result in lack of economies scale, low productivity and weak quality control.
- ☐ Cotton availability is vulnerable to erratic monsoon and low per hectare yield.
- ☐ With the exception of spinning, other sectors are fragmented. Sectors such as knitted garments still remaining as a SSI domain
- ☐ Labour laws and policies lack reforms.
- ☐ Infrastructure bottlenecks for handling large volumes.
- ☐ India lacks in trade pact memberships, which leads to restricted access to the other major markets.
- ☐ Huge unorganized and decentralized sector.

Opportunities:

- ☐ End of quota system and full integration of the textile industry.
- ☐ Low per-capita consumption of textile indicating significant potential growth.
- ☐ Increased use of CAD to develop designing capabilities and for developing greater options.
- ☐ Shift in domestic market towards readymade garments, and domestic textile consumption increasing with growing disposable income.
- ☐ Cheaper production and marketing costs and enormous opportunities have tempted Taiwanese Companies to work on Joint Ventures with the Indian Companies especially for the manufacture of manmade fabrics.

Threats:

- ☐ Survival of the fittest-in term of quality, size delivery and cost. There is an increased global competition in the post 2005 trade regime under WTO.
- ☐ Pricing pressures.
- ☐ Stiff competition from other Asian countries.
- ☐ Increase in regional trade could reduce share of market opened for India, China and other countries.
- ☐ High production cost with respect to other Asian competitors.

GOVERNMENT INITIATIVES

The Indian government has come up with a number of export promotion policies for the textiles sector. It has also allowed 100 per cent FDI in the Indian textiles sector under the automatic route.

The key initiatives announced in the Union Budget 2019-20 to boost the textile sectors are listed below:

The Ministry of Textiles launched Technology Mission on Technical Textiles (TMTT). The objective of TMTT is to promote technical textiles by helping to develop world class testing facilities at eight Centres of Excellence across India, promoting indigenous development of prototypes, providing support for domestic and export market development and encouraging contract research.

The Government raised special package by 19 per cent to Rs 71.48 billion for apparel sector to boost exports. In 2016, the government had announced a special package of Rs 60 billion for the same purpose.

The leather and footwear industry is expecting that the Rs 26-billion special package announced by the government recently, will help the stagnant sector grow by easing the pricing pressure.

- Concept of Zero defect and Zero effect approach.
- Under the Make in India initiative, investment opportunities for foreign companies and entrepreneurs are available across the entire value chain of synthetics, value-added and speciality fabrics, fabric processing set-ups for all kinds of natural and synthetic textiles, technical textiles, garments, and retail brands.
- The government has also proposed to extend 24/7 customs clearance facility at 13 airports and 14 sea ports resulting in faster clearance of import and export cargo.
- The technical textile sector has demonstrated encouraging growth trends in India with a CAGR of 8% for the last few years it has reached a size of \$13 billion.
- The sector is expected to show a CAGR of 16% to reach \$ 31 billion by 2020-21.
- The Revised Restructured Technology Up gradation Fund Scheme (RRTUFS) covers manufacturing of major machinery for technical textiles for 5 per cent interest reimbursement and 10 per cent capital subsidy in addition to 5 per cent interest reimbursement also provided to the specified technical textile machinery under RRTUFS.
- Under the Scheme for Integrated Textile Parks (SITP), the Government of India provides assistance for creation of infrastructure in the parks to the extent of 40 per cent with a limit up to Rs 40 crore (US\$ 6 million). Under this scheme the technical textile units can also avail its benefits.
 - a. Government has undertaken a number of steps to improve Ease of Doing Business in India, to function as single window for obtaining government clearances.

OUTLOOK

As the industrial and economic growth of the Country is showing steady improvement, the Company has drawn out and is implementing an action plan which comprises thrust on high margin products, reduction in raw material costs, rationalization of operations and over-heads, optimizing inventory level, selective credit policy to customers and liquidation of slow-moving inventories and overdue receivables.

The Company with its superior product mix and higher value-addition, coupled with the change in industry scenario like more fiscal incentives as announced by Government of India for textile industry, change in consumer preferences from woven to knitted clothes etc., has benefitted significantly during the financial year 2018-2019 and is expected to do the same in the years to come.

RISK AND CONCERN

There are no Major risks and concern to Company's Operation, however Some of the key issues and concerns analyzed in the report are:

1. Fragmented industry.
2. Lower productivity and cost competitiveness.
3. Tech obsolescence. Quality is not consistent.
4. Lack of trained manpower and low labour productivity due to lack of technological development.
5. The export-import policy of India changes too frequently due to which it becomes very difficult for importers to import goods.
6. Inefficient supply chain management
7. Lack of economies of scale and advance processing capabilities.
8. Certain Regional trade blocks and trade agreements can change competitive parameters.

INTERNAL CONTROL SYSTEM

The Company has been maintaining a well-established procedure for internal control system. For the purpose financial control, Company is adequately staffed with experienced and qualified personnel at all levels and play an important role in implementing and monitoring the statutory and Internal policy control environment.

The Audit Committee approves and reviews the audit plan for the year based on risk assessment as well as the Company's objectives and strategies. As with any element of business strategy, the key to targeting audit efforts has been to understand the opportunities and risks to the business from a sustainability standpoint.

FUTURE OPPORTUNITIES

- Favourable demographics in the domestic market; increasing young population coupled with rising income levels.
- Emergence of retail industry as a whole and development of various malls provide huge opportunities for the apparel segment.
- Opportunities in product diversification (for e.g. Technical Textiles).
- Change in consumption pattern, including rising demand for high-quality premium fabrics and development of various products cater to global needs.
- Replacement of the Multi Fibre Agreement (MFA) and integration of the textile industry resulting in huge opportunities for exports. Moreover, gradual development in the technical side of the industry provides an opportunity

ROAD AHEAD

The future for the Indian textile industry looks promising, buoyed by both strong domestic consumption as well as export demand. With consumerism and disposable income on the rise, the retail sector has experienced a rapid growth in the past decade with the entry of several international players like Marks & Spencer, Guess and Next into the Indian market. The apparel segment is expected to grow at a Compound Annual Growth Rate (CAGR) of 11.8 per cent to reach US\$ 180 billion by 2025.

The Indian Cotton Textile Industry is expected to showcase a stable growth in FY 2019-20, supported by stable input prices, healthy capacity utilization and steady domestic demand

Exchange Rate Used: INR 1 = US\$ 0.0129 as on April 17, 2019

References: Ministry of Textiles, Indian Textile Journal, Department of Industrial Policy and Promotion, Press Information Bureau

As the industrial and economic growth of the Country is showing steady improvement, the Company has drawn out and is implementing an action plan which comprises thrust on high margin products, reduction in raw material costs, rationalization of operations and over-heads, optimizing inventory level, selective credit policy to customers and liquidation of slow-moving inventories and overdue receivables.

The Company with its superior product mix and higher value-addition, coupled with the change in industry scenario like more fiscal incentives as announced by Government of India for textile industry, change in consumer preferences from woven to knitted clothes etc., has benefitted significantly during the financial year 2019-2020 and is expected to do the same in the years to come.

As part of HR-initiatives, thrust is given for Leadership Development to meet the aspirations and long-term goals of the Company. The Company has also laid qualitative objectives to maximize overall growth. Emphasis was placed on building a cohesive workforce to maximize returns to all stakeholders. Focused attention was given for knowledge updating and application of new technologies available to reduce costs and to meet the business challenges.

DEVELOPMENT IN HUMAN RESOURCES / INDUSTRIAL RELATION FRONT

As part of HR-initiatives, thrust is given for Leadership Development to meet the aspirations and long-term goals of the Company. The Company has also laid qualitative objectives to maximize overall growth. Emphasis was placed on building a cohesive workforce to maximize returns to all stakeholders. Focused attention was given for knowledge updating and application of new technologies available to reduce costs and to meet the business challenges.

The focus of Human resource is on building and developing intellectual capital through innovative ideas. The industrial relation climate of the Company continues to remain harmonious with focus on quality and safety.

CAUTIONARY STATEMENTS

Statements Made in this Report may be “forward looking statements” within the meaning of applicable securities laws and regulations. These statements are based on certain assumptions and expectations of the future events that are subject to risks and uncertainties. Actual future results and trend may differ materially from historical results, depending on variety of factors like changes in economic conditions affecting demand/supply, price conditions in which the Company operates Government regulations, tax laws and other statutes and incidental factors.

Place: Mumbai
Date: 07th December, 2020

Sd/- Mansi Wadkar (Suspended Director) DIN: 05309693	Sd/- Swaroop Singh Bhati (Company Secretary)
---	--

Taken on record

sd/-
Ankur Kumar
Resolution Professional

INDEPENDENT AUDITORS' REPORT

TO THE MEMBERS OF ASAHI INDUSTRIES LTD.

Report on the Standalone Financial Statements

We have audited the accompanying standalone financial statements of ASAHI INDUSTRIES LTD. ('the Company'), which comprise the Balance Sheet as at March 31, 2020, the Statement of Profit and Loss and the Cash Flow Statement for the year then ended, and a summary of the significant accounting policies and other explanatory information.

Management's Responsibility for the Standalone Financial Statements

The Company's Board of Directors/ Resolution Professional (RP) is responsible for the matters stated in Section 134(5) of the Companies Act, 2013 ('the Act') with respect to the preparation of these standalone financial statements that give a true and fair view of the financial position, financial performance and cash flows of the Company in accordance with the accounting principles generally accepted in India, including the Accounting Standards specified under Section 133 of the Act, as applicable. This responsibility also includes maintenance of adequate accounting records in accordance with the provisions of the Act for safeguarding the assets of the Company and for preventing and detecting frauds and other irregularities; selection and application of appropriate accounting policies; making judgments and estimates that are reasonable and prudent; and design, implementation and maintenance of adequate internal financial controls, that were operating effectively for ensuring the accuracy and completeness of the accounting records, relevant to the preparation and presentation of these standalone financial statements that give a true and fair view and are free from material misstatement, whether due to fraud or error.

Auditors' Responsibility

Our responsibility is to express an opinion on these standalone financial statements based on our audit. We have taken into account the provisions of the Act, the accounting and auditing standards and matters which are required to be included in the audit report under the provisions of the Act and the Rules made there under and the Order under Section 143(11) of the Act.

We conducted our audit in accordance with the Standards on Auditing specified under Section 143(10) of the Act. Those Standards require that we comply with ethical requirements and plan and perform the audit to obtain reasonable assurance about whether the standalone financial statements are free from material misstatement.

An audit involves performing procedures to obtain audit evidence about the amounts and the disclosures in the standalone financial statements. The procedures selected depend on the auditors' judgment, including the assessment of the risks of material misstatement of the standalone financial statements, whether due to fraud or error. In making those risk assessments, the auditor considers internal financial control relevant to the Company's preparation of the standalone financial statements that give a true and fair view in order to design audit procedures that are appropriate in the circumstances. An audit also includes evaluating the appropriateness of the accounting policies used and the reasonableness of the accounting estimates made by the Company's Directors, as well as evaluating the overall presentation of the financial statements. We believe that the audit evidence we have obtained is sufficient and appropriate to provide a basis for our audit opinion on the standalone financial statements.

Opinion

In our opinion and to the best of our information and according to the explanations given to us, the aforesaid standalone financial statements give the information required by the Act in the manner so required and give a true and fair view in conformity with the accounting principles generally accepted in India, of the state of affairs of the Company as at March 31, 2020, and its profit and its cash flows for the year ended on that date.

Report on Other Legal and Regulatory Requirements

1. As required by Section 143(3) of the Act, we report that:

(a) We have sought and obtained all the information and explanations which to the best of our knowledge and belief were necessary for the purposes of our audit.

(b) In our opinion, proper books of account as required by law relating to preparation of the standalone financial statements have been kept by the Company so far as it appears from our examination of those books.

(c) The Balance Sheet, the Statement of Profit and Loss and the Cash Flow Statement dealt with by this Report are in agreement with the books of account maintained for the purpose of preparation of these standalone financial statements.

(d) In our opinion, the aforesaid standalone financial statements comply with the Accounting Standards specified under Section 133 of the Act, as applicable.

(e) On the basis of the written representations received from the management as on March 31, 2019, taken on record by the Resolution Professional, none of the Directors is disqualified as on March 31, 2020 from being appointed as a Director in terms of Section 164 (2) of the Act.

(a) With respect to the adequacy of the internal financial controls over financial reporting of the Company and the operating effectiveness of such controls, refer to our separate Report in 'Annexure A'. Our report expresses an unmodified opinion on the adequacy and operating effectiveness of the Company's internal financial controls over financial reporting.

(b) With respect to the other matters to be included in the Independent Auditors' Report in accordance with Rule 11 of the Companies (Audit and Auditors) Rules, 2014, in our opinion and to the best of our information and according to the explanations given to us:

- i) The Company has disclosed the impact of pending litigations on its financial position in its standalone financial statements.
- ii) The Company has made provision in its financial statements, as required under the applicable law or accounting standards, for material foreseeable losses on long term contracts including derivative contracts;
- iii) There has been no delay in transferring amounts, required to be transferred, to the Investor Education and Protection Fund by the Company.

2. As required by the Companies (Auditor's Report) Order, 2016 ('the Order') issued by the Central Government in terms of Section 143(11) of the Act, we give in 'Annexure B' a statement on the matters specified in paragraphs 3 and 4 of the Order.

FOR RISHI SEKHRI & ASSOCIATES
CHARTERED ACCOUNTANT

RISHI SEKHRI
PARTNER
Membership. No.126656
Firm Reg. no.128216W
Place : Mumbai
Date :07.12.2020

ANNEXURE 'A' TO THE INDEPENDENT AUDITORS' REPORT

(Referred to in paragraph 1(f) under 'Report on Other Legal and Regulatory Requirements' section of our report of even date)

Report on the Internal Financial Controls Over Financial Reporting under Clause (i) of Sub-section 3 of Section 143 of the Companies Act, 2013 ('the Act')

We have audited the internal financial controls over financial reporting of ASAHI INDUSTRIES LTD. ('the Company') as of March 31, 2020 in conjunction with our audit of the standalone financial statements of the Company for the year ended and as on that date.

Management's Responsibility for Internal Financial Controls

The Company's management is responsible for establishing and maintaining internal financial controls based on the internal control over financial reporting criteria established by the Company considering the essential components of internal control stated in the Guidance Note on Audit of Internal Financial Controls Over Financial Reporting issued by the Institute of Chartered Accountants of India (the 'Guidance Note'). These responsibilities include the design, implementation and maintenance of adequate internal financial controls that were operating effectively for ensuring the orderly and efficient conduct of its business, including adherence to Company's policies, the safeguarding of its assets, the prevention and detection of frauds and errors, the accuracy and completeness of the accounting records, and the timely preparation of reliable financial information, as required under the Act.

Auditors' Responsibility

Our responsibility is to express an opinion on the Company's internal financial controls over financial reporting based on our audit. We conducted our audit in accordance with the Standards on Auditing prescribed under Section 143(10) of the Act and the Guidance Note, to the extent applicable to an audit of internal financial controls. Those Standards and the Guidance Note require that we comply with the ethical requirements and plan and perform the audit to obtain reasonable assurance about whether adequate internal financial controls over financial reporting was established and maintained and if such controls operated effectively in all material respects.

Our audit involves performing procedures to obtain audit evidence about the adequacy of the internal financial controls system over financial reporting and their operating effectiveness. Our audit of internal financial controls over financial reporting included obtaining an understanding of internal financial controls over financial reporting, assessing the risk that a material weakness exists, and testing and evaluating the design and operating effectiveness of internal control based on the assessed risk. The procedures selected depend on the auditors' judgment, including the assessment of the risks of material misstatement of the standalone financial statements, whether due to fraud or error.

We believe that the audit evidence we have obtained is sufficient and appropriate to provide a basis for our audit opinion on the Company's internal financial controls system over financial reporting.

Meaning of Internal Financial Controls Over Financial Reporting

A company's internal financial control over financial reporting is a process designed to provide reasonable assurance regarding the reliability of financial reporting and the preparation of financial statements for external purposes in accordance with generally accepted accounting principles. A company's internal financial control over financial reporting includes those policies and procedures that (1) pertain to the maintenance of records that, in reasonable detail, accurately and fairly reflect the transactions and dispositions of the assets of the company; (2) provide reasonable assurance that transactions are recorded as necessary to permit preparation of financial statements in accordance with generally accepted accounting principles, and that receipts and expenditures of the company are being made only in accordance with authorizations of management and directors of the company; and (3) provide reasonable assurance regarding prevention or timely detection of unauthorized acquisition, use, or disposition of the company's assets that could have a material effect on the financial statements.

Inherent Limitations of Internal Financial Controls Over Financial Reporting

Because of the inherent limitations of internal financial controls over financial reporting, including the possibility of collusion or improper management override of controls, material misstatements due to error or fraud may occur and not be detected. Also, projections of any evaluation of the internal financial controls over financial reporting to future periods are subject to the risk that the internal financial controls over financial reporting may become inadequate because of changes in conditions, or that the degree of compliance with the policies or procedures may deteriorate.

Opinion

In our opinion, to the best of our information and according to the explanations given to us, the Company has, in all material respects, an adequate internal financial controls system over financial reporting and such internal financial controls over financial reporting were operating effectively as at March 31, 2019, based on the internal control over financial reporting criteria established by the Company considering the essential components of internal control stated in the Guidance Note on Audit of internal financial controls over financial reporting issued by the Institute of Chartered Accountants of India.

**FOR RISHI SEKHRI & ASSOCIATES
CHARTERED ACCOUNTANT**

**RISHI SEKHRI
PARTNER
Membership. No.126656
Firm Reg. no.128216W
Place : Mumbai
Date :07.12.2020**

ANNEXURE 'B' TO THE INDEPENDENT AUDITORS' REPORT

(Referred to in paragraph 2 under 'Report on Other Legal and Regulatory Requirements' section of our report of even date)
Report on Companies (Auditor's Report) Order, 2016 ('the Order') issued by the Central Government in terms of Section 143(11) of the Companies Act, 2013 ('the Act') of ASAHI INDUSTRIES LTD. ('the Company')

1. In respect of the Company's fixed assets:

(a) The Company has maintained proper records showing full particulars, including quantitative details and situation of fixed assets.

(b) The fixed assets were physically verified during the year by the Management in accordance with a regular program of verification which, in our opinion, provides for physical verification of all the fixed assets at reasonable intervals. According to the information and explanations given to us, no material discrepancies were noticed on such verification.

(c) According to the information and explanations given to us and the records examined by us and based on the examination of the conveyance deed provided to us. We report that, the title deeds, comprising all the immovable properties of land and buildings, are held in the name of the Company as at the balance sheet date.

2. As explained to us, the inventories were physically verified during the year by the Management at reasonable intervals and no material discrepancies were noticed on physical verification.

3. The Company has not granted any loans, secured or unsecured, to companies, firms, and limited liability partnerships or other parties covered in the register maintained under Section 189 of the Act.

4. In our opinion and according to the information and explanations given to us, the Company has complied with the provisions of Sections 185 and 186 of the Act in respect of grant of loans, making investments and providing guarantees and securities, as applicable.

1. The Company has not accepted deposits during the year and does not have any unclaimed deposits as at March 31, 2019 and therefore, the provisions of the clause 3 (v) of the Order are not applicable to the Company.

2. Reporting under clause 3(vi) of the Order is not applicable as the Company's business activities are not covered by the Companies (Cost Records and Audit) Rules, 2014.

7. According to the information and explanations given to us, in respect of statutory dues:

(a) The Company has generally been regular in depositing undisputed statutory dues, including Provident Fund, Employees' State Insurance, Income Tax, Sales Tax, Service Tax, Value Added Tax, duty of Customs, duty of Excise, Cess and other material statutory dues applicable to it with the appropriate authorities.

(b) There is disputed amounts payable in respect of Provident Fund, Employees' State Insurance, Income Tax, Sales Tax, Service Tax, Value Added Tax, duty of Customs, duty of Excise, Cess and other material statutory dues in arrears as at March 31, 2019 for a period of more than six months from the date they became payable.

8. In Our opinion according to the information and explanations given to us, the company has not defaulted in the repayment of loans or borrowings to banks. The Company does not have any loans or borrowings from financial institutions or government and has not issued any debentures.

9. The Company has not raised moneys by way of initial public offer or further public offer (including debt instruments) or term loans and hence reporting under clause 3 (ix) of the Order is not applicable.

10. To the best of our knowledge and according to the information and explanations given to us, no fraud by the company and no fraud on the Company by its officers or employees has been noticed or reported during the year.

11. In our opinion and according to the information and explanations given to us, the Company has paid / provided managerial remuneration in accordance with the requisite approvals mandated by the provisions of Section 197 read with Schedule V to the Act.
12. The Company is not a Nidhi Company and hence reporting under clause 3(xii) of the Order is not applicable.
13. In our opinion and according to the information and explanations given to us the Company is in compliance with Section 177 and 188 of the Act, where applicable, for all transactions with the related parties and the details of related party transactions have been disclosed in the standalone financial statements as required by the applicable accounting standards.
14. During the year, the Company has not made any preferential allotment or private placement of shares or fully or partly convertible debentures and hence reporting under clause 3(xiv) of the Order is not applicable to the Company.
15. In our opinion and according to the information and explanations given to us, during the year the Company has not entered into any non-cash transactions with its Directors or persons connected to its Directors and hence provisions of Section 192 of the Act are not applicable.
16. The Company is not required to be registered under Section 45-I of the Reserve Bank of India Act, 1934.

FOR RISHI SEKHRI & ASSOCIATES

CHARTERED ACCOUNTANT

S/d

RISHI SEKHRI

PARTNER

Membership. No.126656

Firm Reg. no.128216W

Place : Mumbai

Date :07.12.2020

ASAHI INDUSTRIES LIMITED
BALANCE SHEET AS ON 31ST MARCH, 2020

(Rs.in Lacs)

Particulars	Notes No.	As at 31.03.2020		As at 31.03.2019	
I. ASSETS					
(1) Non Current Assets					
i)Property, Plant and Equipments	3	2,683.98		2,867.33	
ii)Intangible Assets				-	
iii)Capital work in progress	3	77.91	2,761.89	77.91	2945.25
b)Non current investments				-	
c)Deferred Tax Assets(Net)	4		36.32	2.51	
d)Long term loans & advances				-	
e)Other non current assets				-	2.51
(2) Current Assets					
Inventories	5		20.12		20.12
(3)Financial Assets					
i)Investments				-	
ii)Trade Receivable	6	2,992.76		3,009.32	
iii)Cash and Cash equivalents	7	0.67		2.22	
iv)Loans	8	32.17		32.17	
Others Current Assets			3,025.60	-	3043.71
Total Assets			5,771.29		6011.59
II.EQUITY AND LIABILITIES					
1)Shares					
a) Equity Share Capital	9	664.43		664.43	
b) Other Equity	10	- 2,540.06	- 1,875.63	- 2,280.02	-1615.59
2)Non Current Liabilities					
a)Borrowing					
b)Provisions	11	6,933.33		6,933.33	
c)Deferred Tax Liabilities(Net)		-	6,933.33	-	6933.33
3)Current Liabilities					
a)Financial Liabilities					
i)Borrowings					
ii)Trade Payables	12	211.16		209.12	
iii)Other Financial Liabilities		-	211.16	-	209.12
b)Other Current Liabilities	13		159.95		142.23
Short term Provisions	14		342.49		342.49
Total Equity and Liabilities			5,771.29		6011.59

Significant Accounting policies and key accounting estimates and judgements
See accompanying notes to the financial statements

This is the Balance Sheet referred to in our Report of even date.

FOR RISHI SEKHRI & ASSOCIATES
CHARTERED ACCOUNTANTS

Rishi Sekhri

RISHI SEKHRI

Proprietor

Membership no.126656

Firm Reg No.128216W

PLACE : MUMBAI

DATE : 07/12/2020



Mansi Wadkar

Mansi Wadkar

(Suspended Director)

DIN:05309693

M.K. Sharma

M.K. Sharma

(Suspended Director)

DIN:01884806

Taken on Record

Ankur Kumar

(Resolution Professional)

PLACE : MUMBAI

DATE : 07/12/2020

ASAHI INDUSTRIES LIMITED

STATEMENT OF PROFIT & LOSS FOR THE PERIOD ENDED 31ST MARCH, 2020

(Rs.in Lacs)

Sr. No	Particulars	Notes No.	Year Ending 31.12.2020	Year Ending 31.03.2019
I	Revenue from Operations	15	-	1,957.36
II	Other Income	16	-	7.73
III				
IV	Total Income (I+II)		-	1,965.10
	Expenses:			
	Cost of materials consumed	17	-	1,599.96
	Changes in inventories of finished goods, stock-in-trade and work-in-progress	18	-	40.57
	Employee Benefit Expenses	19	15.00	20.18
	Finance Cost	20	-	20.34
	Depreciation and Amortization Expense	21	183.36	428.92
	Other Expenses	22	22.87	310.12
	Total Expenses (IV)		221.23	2,420.10
V	Profit /(loss)before tax	(I - II)	(221.23)	(455.00)
VI	Tax expense:			
	(1) Current tax		-	-
	(2) Deferred tax		(38.82)	(365.93)
VII	Profit(Loss) for the period from continuing operations(VII-VIII)		(260.05)	(820.93)
VIII	Profit/(loss) from discontinued operations			
IX	Tax expenses of discontinued operations			
X	Profit/(loss) from discontinued operations (after tax)(IX +XI)			
XI	Earning per equity share:			
	Equity shares of per value Rs.1/-each			
	(1) Basic		(0.39)	(1.24)
	(1) Diluted		(0.39)	(1.24)
	No. of share used in computing earning per share		66,442,552	66,442,552

This is the Profit & Loss Statement referred to in our Report of even date.

FOR RISHI SEKHRI & ASSOCIATES
CHARTERED ACCOUNTANTS

RISHI SEKHRI
Proprietor
Membership no.126656
Firm Reg No.128216W
PLACE : MUMBAI
DATE : 07/12/2020



Mansi Wadkar **M.K Sharma**
(Suspended Director) **(Suspended Director)**
DIN:05309693 **DIN:01884806**

Taken on Record
Ankur Kumar
(Resolution Professional)



ASAHI INDUSTRIES LIMITED**Notes to Financial Statements for the year ended March 31, 2020****1 CORPORATE INFORMATION**

ASAHI INDUSTRIES LIMITED is a Limited Company domiciled in India and incorporated under the provisions of the Companies Act, 1956 having its registered office at Thane(Wada) Maharashtra. The Company is engaged in the business of Manufacturing of Textile Goods.

The Application u/s 7 of IBC, 2016 was admitted before NCLT Mumbai Bench on 21 January 2019 and Mr. Ankur Kumar has been appointed as Interim Resolution Professional (IRP) to manage the operations in terms of the IBC, 2016. Upon admission of the insolvency petition, the powers of the Board of Directors of the Company stand suspended and after 1st meeting of Committee of Creditors (COC) which was held on 20/02/2019 IRP became Resolution Professional of the Company.

2 SUMMARY OF SIGNIFICANT ACCOUNTING POLICIES**1. Basis of preparation**

The Financial Statements of the company have been prepared in accordance with Generally Accepted Accounting Principles in India (Indian GAAP) to comply with accounting standard specified under Section 133 of the Companies Act, 2013 read with Rule 7(1) of the Companies (Accounts) Rules, 2014, till the standards of accounting or any addendum thereto are prescribed by Central Government in consultation and recommendation of the National Financial Reporting Authority, the existing Accounting Standards notified under the Companies Act, 2013 shall continue to apply. The accounting policies adopted in the preparation of the financial statements are consistent with those followed in the previous year. The financial statements have been prepared on an accrual basis under the historical cost convention.

2. Use of estimates

The presentation of financial statements in conformity with Indian GAAP requires management to make Estimates and assumptions considered in the reported amounts of assets and liabilities (including contingent liability) and the reported income and expenses during the year. The management believes that the estimate used in preparation of financial statements is prudent and reasonable. Future results could differ due to these estimates and the differences between the actual results and the estimates are recognized in the period in which the results are known/material.

3. Cash and cash equivalents

Cash and cash equivalents in the balance sheet comprise cash at banks and on hand and short-term deposits with an original maturity of three months or less, which are subject to an insignificant risk of changes in value. For the purpose of the statement of cash flows, cash and cash equivalents consist of cash and short-term deposits, as defined above, net of outstanding bank overdrafts as they are considered an integral part of the Company's cash management.



4. Tangible and Intangible assets

Fixed assets are stated at cost, net of accumulated depreciation. The cost of an asset comprises its Purchase price (net of capital grants) and any cost directly attributable to bringing the asset to its Working condition and location for its intended use. Subsequent expenditure on fixed assets after its purchase is capitalised only if such expenditure results in an increase in the future benefits from such asset beyond its previously assessed standard of performance.

5. Depreciation and amortization

Depreciable amount for assets is the cost of an asset, or other amount substituted for cost, less its estimated residual value. Depreciation on tangible fixed assets has been provided on the straight-line method as per the useful life prescribed in Schedule II to the Companies Act, 2013. Leasehold improvements are amortised over the duration of the lease. The estimated useful life of the intangible assets and the amortisation period are reviewed at the end of each financial year and the amortisation period is revised to reflect the changed pattern, if any. The useful life being followed by the company as Prescribed in Schedule II to the Companies Act, 2013 is as follows:

Asset	Useful Life as per Schedule II (years)
Factory Building	30
Plant & Machinery	15
Furniture & Fixture	10
Computer	6
Office Equipment	5
Laboratory Equipment	10
Air Conditioner	15
Vehicle	10
Electric Installation	10

6. Revenue Recognition


Revenue is recognised to the extent that it is probable that the economic benefits will flow to the Company and the revenue can be reliably measured, regardless of when the payment is being made. Revenue is measured at the fair value of the consideration received or receivable net of discounts, taking into account contractually defined terms and inclusive of excise duty, taking into account contractually defined terms of payment excluding taxes or duties collected on behalf of the government.

7. Employee benefits

Employee benefits include Provident Fund, Gratuity and compensated absences.

a) Short term employee benefits

This includes salaries, social security contributions, short term compensated absences (such as paid annual leave) where the absences are expected to occur within twelve months after the end of the period in which the employees render the related service, profit sharing and bonuses payable within



twelve months after the end of the period in which the employees render the related services and non-monetary benefits for current employees are estimated and measured on an undiscounted basis.

b) Defined Contribution Plan

Company's contributions to Provident Fund and Pension fund are considered as defined contribution plan and are charged as expense based on amount of contribution required to be made and when services are rendered by the employees.

c) Long term employee benefits

Liability for compensated absences is provided based on actuarial valuation carried out at the end of the Financial period using Projected Unit Credit Method and is not funded but provided for. Past service cost is recognized immediately to the extent that the benefits are already used and otherwise is amortised on straight line base over the average period until the benefits become vested. The retirement benefit obligation recognised in the Balance Sheet represents the present value of the defined benefits obligation as adjusted for unrecognised past service cost, as redeemed by the fair value of scheme assets.

Compensated absences which are not expected to occur within 12 months after the end of period in which the employee rendered the related services are recognised as a liability at the present value of the defined benefit obligations as at the Balancesheet date.

8. Earnings per share

In determining the earnings per share, the Company considers the net profit / (loss) after tax. The number of shares used in computing basic earnings per share is the weighted average number of shares outstanding during the year. The number of shares used in computing diluted earnings per share comprises the weighted average shares considered for deriving basic earnings per share and the weighted average number of equity shares that could have been issued on the conversion of all dilutive potential equity shares. Potential equity shares are deemed to be diluted only if their conversion to equity share would decrease the net profit per share from continuing ordinary operations. Diluted potential equity shares are determined independently for the each period presented.

9. Borrowing costs

Borrowing costs directly attributable to the acquisition, construction or production of an asset that necessarily takes a substantial period of time to get ready for its intended use or sale are capitalised as part of the cost of the asset. All other borrowing costs are expensed in the period in which they occur. Borrowing costs consist of interest and other costs that an entity incurs in connection with the borrowing of funds. Borrowing cost also includes exchange differences to the extent regarded as an adjustment to the borrowing costs.

10. Taxes

Current tax is the amount of tax payable on the taxable income for the year as determined in accordance with the applicable tax rates and the provisions of the Income Tax Act, 1961 and other applicable tax laws. Deferred tax is recognised on timing differences, being the differences between the taxable income and the accounting income that originate in one period and are capable of reversal in one or more subsequent periods. Deferred tax is measured using the tax rates and the tax laws enacted or substantively enacted as at the reporting date. Deferred tax liabilities are recognised for all timing differences. Deferred tax assets are recognised for timing differences of items other than unabsorbed



depreciation and carry forward losses only to the extent that reasonable certainty exists that sufficient future taxable income will be available against which these can be realised.

However, if there is unabsorbed depreciation and carry forward of losses and items relating to capital losses, deferred tax assets are recognised only if there is virtual certainty supported by convincing evidence that there will be sufficient future taxable income available to realise the assets. Deferred tax assets and liabilities are offset if such items relate to taxes on income levied by the same governing tax laws and the Company has a legally enforceable right for such set off. Deferred tax assets are reviewed at each Balance Sheet date for their reliability.

11. Provisions and Contingent Liabilities

A provision is recognized when the enterprise has a present obligation as a result of past events and it is probable that an outflow of resources will be required to settle the obligation in respect of which a reliable Estimate can be made. Provisions are not discounted to its present value and are determined based on best estimate required to settle the obligation at the balance sheet date. These are reviewed at each Balance Sheet date and adjusted to reflect the current best estimates. Contingent liabilities are disclosed in notes. Contingent assets are not recognised in the financial statements.

Contingent Liabilities

Income Tax Department has raised demand of Rs 2,03,45,768

Fin YR	Ass.Yr	Section	Demand Date	Amount
2008-09	2009-10	115_WE	29-03-2011	2,70,664
2009-10	2010-11	154	09-07-2016	9,41,600
2010-11	2011-12	147	20-11-2018	1,000
2011-12	2012-13	147	12-12-2019	1,70,41,700
2014-15	2015-16	220(2)	03-04-2019	29,784
2015-16	2016-17	143(1) (a)	11-01-2017	12,070
2016-17	2017-18	143(3)	23-12-2019	20,27,360
2016-17	2017-18	143 (3)	23-12-2019	21,590
		Total		2,03,45,768



12. AS-18 Related Party Disclosure

Related Party disclosures as required by AS-18 "Related Party Disclosures" are given below. (Related Parties are as identified by the company and relied upon by Auditors)

A. List of Related Parties

1 Parties where control exist : NIL

2 Other parties with whom the company has entered into transaction during the year

i) Associates where Key Management personnel and their relatives have significant influence. NIL

II) Key Management Personnel :-

Swaroop Singh Bhati – Company Secretary

III) Relative of Key Management Personnel Nil

13 In the opinion of the Board , Current Asset Loans and Advances are approximately of the value stated, if realised in the ordinary course of business, the provisions for all known liabilities are adequate and not in excess than reasonably necessary.

	31.03.2020	31.03.2019
(Rs in Lacs)(Rs in Lacs)		
14.a)Payment Of Audit Fees		
Remuneration to Auditors	0.70	0.70
Audit Fees		
Tax Audit Fees		
14.b) Expenditure in Foreign Currency		
I) Value of Imported Capital Goods on CIF	NIL	NIL
II) Travelling Expenses	NIL	NIL
III) Remittance of dividend to NRIs And FIIs	NIL	NIL
14.c) Earnings in Foreign Currency	NIL	NIL
14 d) During the Year the Following Transaction were carried out with the related parties in the normal course of business.		

Transaction	Associates	Key Management Personnel(In Lacs)	Relative of Key Management Personnel	TOTAL (In Lacs)
Remuneration	NIL (NIL)	NIL (8.20)	NIL (NIL)	NIL (8.20)

Note i) Figures in Bracket represent corresponding amount of previous year.

15 f) Figures of Previous year have been regrouped/rearranged wherever necessary.



Note 3 :Property,Plant and Equipment									
FY 2019-20									
Particulars	Gross Block			Depreciation				Rs.in Lacs	
	At Cost 01.04.2018	Addition	Deduction	as on 31.03.2019	written back	Upto 31.03.2019	During the year	upto 31.03.2019	Net Block as on 31.03.2019 as on 31.03.2018
Land	217.06	-	-	217.06	-	-	-	-	217.06
Building	3993.96	-	-	3993.96	-	-	126.61	1663.52	2330.44
Plant & Machinery	11047.01	-	-	11047.01	-	-	0.00	11047.00	0.00
Laboratory Equipment	13.71	-	-	13.71	-	-	-	13.71	-
Computer	23.82	-	-	23.82	-	-	-	23.82	-
Electric Installation	558.59	-	-	558.59	-	-	53.07	425.84	132.75
Furniture & Fixtures	30.33	-	-	30.33	-	-	2.88	27.58	2.75
Air Conditioner	10.58	-	-	10.58	-	-	0.67	9.57	1.02
Office Equipment	7.85	-	-	7.85	-	-	0.08	7.85	0.00
Vehicle	12.67	-	-	12.67	-	-	0.06	12.67	0.00
Total	15915.57	-	-	15915.57	-	-	183.36	13231.56	2684.01
Capital Work in Progress	77.91	-	-	77.91	-	-	-	-	77.91
Total	15,993.48	-	-	15,993.48	-	-	183.36	13,231.56	2,761.92
									3,374.19



ASAHI INDUSTRIES LIMITED

Notes Forming Integral Part of the Balance Sheet as at 31st March, 2020

Note :4 Deferred Tax Assets/(Liability) (Net)

(Rs. In Lacs)

Sr. No	Particulars	As at 31.03..2020	As at 31.03..2019
	Depreciation on Fixed Assets	-36.32	2.51
	Total	- 36.32	2.51

Note : 5 Inventories

(Rs.in Lacs)

Sr. No	Particulars	As at 31.03..2020	As at 31.03..2019
1	Raw Material	20.12	20.12
2	Work-in-Progress	-	-
3	Finished Goods	-	-
	Total (a+b)	20.12	20.12

Note : 6 Trade Receivables

(Rs.in Lacs)

Sr. No	Particulars	As at 31.03..2020	As at 31.03..2019
1	<u>Outstanding for more than six months</u>		
	a) Secured, Considered Good :		
	b) Unsecured, Considered Good :	-	13.34
	c) Doubtful		-
2	<u>Others</u>		
	a) Secured, Considered Good :		
	b) Unsecured, Considered Good :	2,992.76	2,995.98
	c) Doubtful		
	Total	2,992.76	3,009.32

Note : 7 Cash & Cash Equivalent


(Rs.in Lacs)

Sr. No	Particulars	As at 31.03..2020	As at 31.03..2019
	<u>(a) Cash-in-Hand</u>		
	Cash Balance	-	-
	Sub Total (a)	-	-
	<u>(b) Bank Balance</u>		
	In Current Account	0.67	2.22
	Sub Total (b)	0.67	2.22
	Total [A + B]	0.67	2.22

Note : 8 Short Terms Loans and Advances

(Rs.in Lacs)

Sr. No	Particulars	As at 31.03..2020	As at 31.03..2019
1	Others	32.17	32.17
	(Advance Recoverable in cash or in kind or for value to be considered good)		
	Total	32.17	32.17



ASAHI INDUSTRIES LIMITED

Notes Forming Integral Part of the Balance Sheet as at 31ST March, 2020

Note : 9 Share Capital

(Rs.in Lacs)

Sr. No	Particulars	As at 31.03..2020	As at 31.03..2019
1	AUTHORIZED CAPITAL 99,00,00,000 Equity Shares of Rs. 1/- each. (Previous Year 99,00,00,000 Equity Shares of Rs.1/-each) 1,00,000 Preference Shares of Rs.100/- each	9,900.00 100.00	9,900.00 100.00
2	ISSUED & SUBSCRIBED 6,64,42,552 Equity Shares of Rs. 1/- each (Previous Year 6,64,42,552 Equity Shares of Rs. 1/- each)	664.43	664.43
3	PAID UP CAPITAL 6,64,42,552 Equity Shares of Rs. 1/- each (Previous Year 6,64,42,552 Equity Shares of Rs. 1/- each)	664.43	664.43
	Total	664.43	664.43

9.1(a) Details of share holders holding morethan 5 % shares

Sr no.	Name of Shareholders	As at 31st March,2020		As at 31st March,2019	
		No. of Shares held	% of Holding	No. of Shares held	% of Holding
1	Jaybharat Textiles & Realestate Limited	32225870	4.50	32225870	4.50

Note: The above shareholding is pledged to unsecured lenders.

9.1(b) Reconciliation of Number of Shares Outstanding as at 1st April,2019 and 31st March,2020 :
EQUITY SHARES :

Particulars	Number	Rs.in Lacs	Number	Rs.in Lacs
Shares outstanding as at the 1st April,2019	66442552	664.43	66442552	664.43
Add : Shares issued during the period	NIL	NIL	NIL	NIL
Shares outstanding as at 31 st March,2020	66442552	664.43	66442552	664.43

Note : 10 Reserve & Surplus

(Rs.in Lacs)

Sr. No	Particulars	As at 31.03..2020	As at 31.03..2019
1	(a) Reserves Capital Reserve	927.11	927.11
	Total (a)	927.11	927.11
2	(b) Surplus Profit & Loss Account Balance brought forward from previous year Add: Net Profit/(Net Loss) for the year Total (b)	(3,207.12) (260.05) (3,467.17)	(2,386.19) (820.93) (3,207.12)
	Total (a+b)	(2,540.06)	(2,280.01)

Note : 11 Long Term Borrowings

(Rs.in Lacs)

Sr. No	Particulars	As at 31.03..2020	As at 31.03..2019
1	Secured Term Loan* From Bank	743.33	743.33
2	Unsecured From Corporates	6,190.00	6,190.00
	Total	6,933.33	6,933.33

Note : 12 Trades Payable

(Rs.in Lacs)

Sr. No	Particulars	As at 31.03..2020	As at 31.03..2019
1	Sundry Creditors for Material/Supplies	211.16	209.12
	Total	211.16	209.12

Note : 13 Other Current Liabilities

(Rs.in Lacs)

Sr. No	Particulars	As at 31.03..2020	As at 31.03..2019
1	Others Liabilities	159.95	142.23
	Total	159.95	142.23

Note : 14 Short Term Provisions

(Rs.in Lacs)

Sr. No	Particulars	As at 31.03..2020	As at 31.03..2019
1	Provision for Taxation	12.46	12.46
1	Outstanding Expenses payable	14.29	14.29
2	Provision for Interest	315.75	315.75
	Total	342.49	342.49



ASAHI INDUSTRIES LIMITED

Notes Forming Integral Part of the Statement of Profit & Loss Accounts for the PERIOD ended 31 st March ,2020

Note : 15 Revenue from Operations

(Rs.in Lacs)

Sr. No	Particulars	Year Ending 30.03.2020	Year Ending 31.03.2019
	Sale of Product	-	1,957.36
	Total	-	1,957.36

Note : 16 Other Income

(Rs.in Lacs)

Sr. No	Particulars	Year Ending 30.03.2020	Year Ending 31.03.2019
	Other Income	-	7.73
	Total	-	7.73

Note : 17 Cost of material consumed

(Rs.in Lacs)

Sr. No	Particulars	Year Ending 30.03.2020	Year Ending 31.03.2019
	Opening Stock	20.12	46.50
	Add : Purchases	0	1,573.59
		20.12	1,620.09
	Less : Closing Stock	20.12	20.12
		-	1,599.96
	Total	-	1,599.96

Note : 18 Change in inventories

(Rs.in Lacs)

Sr. No	Particulars	Year Ending 30.03.2020	Year Ending 31.03.2019
	Opening Stock :		
	Finished goods	0	35.31
	Work in progress	0	5.26
	Total (i)	-	40.57
	Closing Stock :		
	Finished goods	-	-
	Work in progress	-	-
	Total (ii)	-	-
	Sub total(i-ii)	-	40.57

Note : 19 Employee Benefit Expenses

(Rs.in Lacs)

Sr. No	Particulars	Year Ending 30.03.2020	Year Ending 31.03.2019
1	Salary & Bonus	15.00	20.18
	Total	15.00	20.18

Note : 20 Finance Cost

(Rs.in Lacs)

Sr. No	Particulars	Year Ending 30.03.2020	Year Ending 31.03.2019
1	Interest Cost On Loan	0	20.00
2	Other borrowing cost	0	0.34
	Total	-	20.34



ASAHI INDUSTRIES LIMITED

Notes Forming Integral Part of the Statement of Profit & Loss Accounts for the PERIOD ended 31 st March ,2020

Note : 21 Depreciation & Amortization Expenses

(Rs.in Lacs)

Sr. No	Particulars	Year Ending 30.03.2020	Year Ending 31.03.2019
1	Depreciation	183.36	428.92
	Total	183.36	428.92

Note :22 Other Expenses

(Rs.in Lacs)

Sr. No	Particulars	Year Ending 30.03.2020	Year Ending 31.03.2019
	<u>DIRECT/PRODUCTIONS EXPENSES</u>		
	Power & Fuel	-	158.07
	Consumables Stores & Spares	-	1.12
	Packing Materials	-	2.72
	Labour Charges	-	81.80
	Electrical Expenses	-	1.75
	Freight Charges	-	0.03
	Loading and Unloading Charges	-	0.08
	Total(i)	-	245.59
	<u>OTHER ADMINISTRATIVE EXPENSES</u>		
	Advertisement Expenses	0.50	-
	Auditors Fees	-	0.70
	Business Conducting Charges	-	
	Canteen Expenses		0.14
	Commission		0.35
	Conveyance		0.42
	Directors Sitting fees		2.10
	Discount		-
	General & Miscellaneous Expenses	2.14	5.10
	Duties and Taxes Paid		20.09
	Insurance Charges		-
	Legal & Professional Charges	20.23	1.50
	Listing Fees		2.50
	Managerial Remuneration		8.20
	Office Expenses		5.18
	Postage & Telegram		6.50
	Printing & Stationery		2.83
	Rates & Taxes		0.05
	Registration & filling Fees		0.12
	Repairs and Maintenance - Others		-
	Sales Promotion Exps		3.08
	Service Charges		0.86
	Selling and Distribution Expenses		0.26
	Toll and Diesel Exp		-
	Transportation Charges		4.31
	Travelling		0.26
	Total(ii)	22.87	64.54
	Sub-total(i+ii)	22.87	310.12



ASAHI INDUSTRIES LIMITED

CASH FLOW STATEMENT FOR THE YEAR ENDED 31ST MARCH, 2020


Sr. No.	PARTICULARS	2019-2020	2018-2019
		Rs. In Lacs	Rs. In Lacs
I	CASH INFLOWS		
(1)	From Operating activities		
	(a) Profit from operating activities		
	Adjustments :		
	Depreciation and amortization	183.36	428.92
	(b) Working capital changes :		
	Decrease in other current assets	0.00	-
	(Increase)/Decrease in trade receivable	16.56	116.36
	Decrease in Inventories	-	66.95
	Decrease in short-term loans and advances	-	32.35
	Increase/(Decrease) in trade payables	2.04	117.50
	Increase/(Decrease) in other current liabilities	17.73	
	Increase/(Decrease) in provisions	-	
	Total of (1)	219.69	529.35
(2)	From Investing activities		
	(a) Proceeds from sale of fixed assets		-
	(b) Proceeds from sale of investments		-
	(c) Realisation of long-term loans and advances from subsidiaries / associates / business ventures		-
	(d) Decrease in other long-term loans and advances		-
	(e) Decrease in other non-current assets		-
	(f) Dividend received		-
	(g) Interest received		-
	(h) Other income		-
	Total of (2)		-
(3)	From Financing activities		
	(a) Proceeds from issue of share capital		-
	(b) Share application money pending allotment		-
	(c) Proceeds from long-term borrowings		-
	(d) Proceeds from short-term borrowings		-
	Total of (3)	-	-
	Total cash inflows (1+2+3)	219.69	529.35
II	CASH OUTFLOWS		
(1)	From Operating activities		
	(a) Loss from operating activities	221.23	455.00
	Adjustments :		
	Depreciation and amortization		-
	(b) Working capital changes :		
	Increase in inventories		-
	Increase in trade receivables		-
	Increase in short-term loans and advances		-
	Increase in other current assets		-
	Decrease in trade payables		-
	Decrease in other current liabilities		-
	Decrease in provisions		163.48
	(c) Direct taxes paid (Net of refunds)		36.87
	Total of (1)	221.23	655.34
(2)	From Investing activities		
	(a) Purchase of tangible assets / capital work-in-progress		-
	(b) Purchase of intangible assets / assets under development		-
	(c) Purchase of investments		-
	(d) Investment in subsidiaries / associates / business ventures		-
	(e) Payment of long-term loans and advances to subsidiaries / associates / business ventures		-
	(f) Increase in other long-term loans and advances		-
	(g) Increase in other non-current assets		-
	Total of (2)	-	-



(3)	From Financing activities		
	(a) Repayment of long-term borrowings		-
	(b) Repayment of short-term borrowings		-
	(c) Dividends paid (including distribution tax)		-
	(d) Interest and other finance costs		-
	(e) Share issue expenses		-
	Total of (3)	0.00	0.00
	Total cash Outflows (1+2+3)	221.23	655.34
III	Net (decrease) / increase in cash and cash equivalents (I - II)	(1.54)	(125.99)
	Add : Cash and cash equivalents at the beginning of the period	2.21	128.20
IV	Cash and cash equivalents at the end of the period	0.67	2.21

Notes:

The above cash flow statement has been prepared under the "Indirect Method" as set out in the Indian Accounting Standard (Ind AS-7)-Statement of cash flow.


Mansi Wadkar
(Suspended Director)
DIN:05309693


M.K Sharma
(Suspended Director)
DIN:01884806

Taken on Record

Ankur Kumar
(Resolution Professional)

AUDITOR'S CERTIFICATE

We have examined the attached cash flow statement of **ASAHI INDUSTRIES LIMITED** for the year ended 31st March 2019. The Statement has been prepared by the company in accordance with the requirements under SEBI (Listing obligation and disclouser requirements) Regulation 2015 and is based on with the corresponding Statement of Profit and Loss and Balance Sheet of the company by our report to the members of the company.

OR RISHI SEKHRI & ASSOCIATES
CHARTERED ACCOUNTANTS



RISHI SEKHRI

Proprietor

Membership no.126656

Firm Reg No.128216W

Place Mumbai

DATE: 07/12/2020

