

# **PAOS INDUSTRIES LTD.**

**Formerly RAJ AGRO MILLS LTD.**

**CIN:L24100DL1990PLC040532**

**Registered Office: C-8/419, Sector 8, Near Madhuban Chowk, Rohini, New Delhi - 110 085**

November 2, 2018

To

The Secretary  
BSE Limited,  
P J Towers, Rotunda Bldg,  
Dalal Street Fort Mumbai- 400 001

Scrip Code: 530291

Subject : Filing of un-audited Qtly Results for Quarter ending 30.09.2018

Dear Sir,

Please be informed that the Board of Directors has in its meeting held today has inter-alia considered and approved the Financial Results (Provisional) for the quarter and year ended 30<sup>th</sup> September, 2018 and in compliance to Regulation of 33 of SEBI (LODR) Reg, 2015, please find attached herewith the un-audited Financial Results for the quarter and year ended 30<sup>th</sup> September, 2018 along with the Review Report thereupon.

Thanking You

For PAOS Industries Limited

  
Authorised Signatory

Encl: a/a



To,  
The Board of Directors,  
PAOS Industries Limited  
C-8/419, Sector-8,  
Near Madhuban Chowk,  
Rohini, New Delhi-110 085

Sirs,


Subject: **Review Report**


We have reviewed the accompanying statement of unaudited financial results of M/s **PAOS Industries Ltd. (Formerly known as Raj Agro Mills Ltd.)**, for the quarter ended **30.09.2018**. This statement is the responsibility of the Company's Management and has been approved by the Board of Directors. Our responsibility is to issue a report on these financial statements based on our review.

We conducted our review in accordance with the Standard on Review Engagements (SRE) 2410, "Review of Interim Financial Information performed by the Independent Auditor of the Entity" specified under section 143(10) of the Companies Act, 2013. This standard requires that we plan and perform the review to obtain moderate assurance as to whether the financial statements are free of material misstatement. A review is limited primarily to inquiries of company personnel and analytical procedures applied to financial data and thus provides less assurance than an audit.

We have not performed an audit and accordingly, we do not express an audit opinion. Based on our review conducted as above, nothing has come to our attention that causes us to believe that the accompanying statement of unaudited financial results prepared in accordance with applicable accounting standards i.e. Ind-AS prescribed under section 133 of the Companies Act, 2013 and other recognized accounting practices and policies, has not disclosed the information required to be disclosed in terms of Regulation 33 of the SEBI (Listing Obligations and Disclosure Requirements) Regulations, 2015 including the manner in which it is to be disclosed, or that it contains any material misstatement.

For Rajiv Rajeev & Associates  
Chartered Accountants

  
(CA Rajeev Puri)  
Partner  
M.No: 098937  
FRN:019136N



Place: Ludhiana  
Date : 02.11.2018

**PAOS INDUSTRIES LTD. (FORMERLY KNOWN RAJ AGRO MILLS LTD.)**  
 REGD.OFFICE : C-8/419 SECTOR-8, NEAR MADHUBAN CHOWK, ROHINI, NEW DELHI - 110 085  
 CORPORATE OFFICE & WORKS : VILL.PAWA,G.T.ROAD,LUDHIANA - 141 120

Rs. In Lakhs


**STATEMENT OF STANDALONE UNAUDITED FINANCIAL RESULTS FOR THE QUARTER ENDED 30.09.2018**


S/No.	Particulars	3 months ended (30.09.2018) (Un-Audited)	Preceding 3 months ended (30.06.2018) (Un-Audited)	Corresponding 3 months ended in the Previous Year (30.09.2017) (Un-Audited)	Year to date figures for current period ended (30.09.2018) (Un-Audited)	Year to date figures for previous period ended (30.09.2017) (Un-Audited)	Previous Accounting year ended (31.03.2018) (Audited)
I	Revenue from operations	0.00	0.00	0.00	0.00	0.00	0.00
II	Other Income	4.76	4.76	0.00	9.52	0.00	19.05
III	<b>Total Revenue (I + II)</b>	<b>4.76</b>	<b>4.76</b>	<b>0.00</b>	<b>9.52</b>	<b>0.00</b>	<b>19.05</b>
IV	<b>EXPENSES</b>						
	Cost of Material Consumed	0.00	0.00	0.00	0.00	0.00	0.00
	Purchase of stock-in-trade	0.00	0.00	0.00	0.00	0.00	0.00
	Changes in Inventories of finished goods work-in-progress and Stock-in-Trade	0.00	0.00	0.00	0.00	0.00	0.00
	Employee benefits expense	1.96	1.55	1.33	3.51	4.93	1.73
	Finance Costs	5.56	5.57	0.00	11.13	0.00	20.25
	Depreciation and amortisation expense	0.00	0.00	0.00	0.00	0.00	0.00
	Other Expenditure	7.46	2.95	0.34	10.41	3.73	0.71
	<b>Total Expenses</b>	<b>14.98</b>	<b>10.07</b>	<b>1.67</b>	<b>25.05</b>	<b>8.66</b>	<b>22.69</b>
V	<b>Profit/(Loss) before exceptional and extraordinary items and tax (III-VI)</b>	<b>(10.22)</b>	<b>(5.31)</b>	<b>(1.67)</b>	<b>(15.53)</b>	<b>(8.66)</b>	<b>(3.64)</b>
VI	Exceptional items	0.00	0.00	0.00	0.00	0.00	0.00
VII	<b>Profit/(Loss) before extraordinary items and tax (V-VI)</b>	<b>(10.22)</b>	<b>(5.31)</b>	<b>(1.67)</b>	<b>(15.53)</b>	<b>(8.66)</b>	<b>(3.64)</b>
VIII	Extraordinary item	0.00	0.00	0.00	0.00	0.00	0.00
IX	<b>Profit/(Loss) before tax (VII-VIII)</b>	<b>(10.22)</b>	<b>(5.31)</b>	<b>(1.67)</b>	<b>(15.53)</b>	<b>(8.66)</b>	<b>(3.64)</b>
X	<b>TAX EXPENSE</b>						
	(1) Current Tax	0.00	0.00	0.00	0.00	0.00	0.00
	(2) Deferred Tax	(0.00)	(0.83)	0.00	(0.83)	0.00	(14.25)
XI	<b>Profit / (Loss) for the period</b>	<b>(10.22)</b>	<b>(4.48)</b>	<b>(1.67)</b>	<b>(14.70)</b>	<b>(8.66)</b>	<b>10.61</b>
XII	<b>Add: Other Comprehensive Income/(Loss) (Net of tax)</b>						
	(1) Items that will not reclassified to Profit or Loss	0.00	0.00	0.00	0.00	0.00	0.00
	(2) Items that may be reclassified to Profit or Loss	0.00	0.00	0.00	0.00	0.00	0.00
XIII	<b>Total Comprehensive Income/(Loss) (XI+XII)</b>	<b>(10.22)</b>	<b>(4.48)</b>	<b>(1.67)</b>	<b>(14.70)</b>	<b>(8.66)</b>	<b>10.61</b>
XIV	<b>Paid-up Equity Share Capital (Face Value Per Share Rs.10/-)</b>	<b>510.36</b>	<b>310.36</b>	<b>310.36</b>	<b>510.36</b>	<b>310.36</b>	<b>310.36</b>
XV	<b>Earning Per Share</b>						
	a) Basic	(0.20)	(0.14)	(0.05)	(0.29)	(0.28)	0.34
	b) Diluted	(0.20)	(0.14)	(0.05)	(0.29)	(0.28)	0.34

**NOTES**

- The previous year figures have been regrouped / recasted wherever necessary.
- The above financial results have been considered, approved and taken on record by the Board of Directors in their meeting held on 02.11.2018 at the Corporate Office of the Company and the same have been reviewed by the Statutory Auditors.
- The above results for quarter ending 30.09.2018 have been prepared in accordance with Indian Standard (Ind AS) prescribed under section 133 of the Companies Act, 2013 read with relevant rules issued thereunder and in terms of Regulation 33 of the SEBI (LODR) Regulation, 2015
- The company is having one segment only and therefore Segment Reporting is not applicable.

Date : 02/11/2018  
 Place : Ludhiana



By order of the Board  
 For PAOS Industries Ltd.,  
  
 (Sanjeev Bansal)  
 Managing Director

**PAOS INDUSTRIES LIMITED**  
**REGISTERED OFFICE: C-8/419, SECTOR 8, NEAR MADHUBAN CHOWK, ROHINI, NEW DELHI-110085**  
**STATEMENT OF ASSETS & LIABILITIES**

(Amount Rs. In Lacs )

Particulars	As at 30th September, 2018	As at 31st March 2018
<b>ASSETS</b>		
<b>1 Non-current assets</b>		
(a) Property, Plant and Equipment	-	0.00
(b) Capital work-in-progress	-	0.00
(c) Intangible Assets	-	0.00
(d) Financial Assets		
(i) Long Term Investments	212.00	0.00
(ii) Long Term Loans	-	0.00
(iii) Others financial non current assets	-	0.00
(e) Other non-current Assets	13.46	13.64
<b>Total of Non-current assets</b>	<b>225.46</b>	<b>13.64</b>
<b>2 Current assets</b>		
(a) Inventories	-	0.00
(b) Financial Assets		
(i) Current Investments	-	0.00
(ii) Trade receivables	-	0.00
(iii) Cash and Cash Equivalents	0.25	0.90
(iv) Bank Balance other than Cash equivalents	12.19	
(iv) Short term Loans	-	0.00
(v) Other financial current assets	-	0.00
(c) Current tax assets (net)	-	0.00
(d) Other current assets	4.56	0.00
<b>Total of Current assets</b>	<b>17.00</b>	<b>0.90</b>
<b>TOTAL OF ASSETS</b>	<b>242.46</b>	<b>14.54</b>
<b>EQUITY AND LIABILITIES</b>		
<b>Equity</b>		
(a) Equity Share capital	510.36	310.36
(b) Other Equity	(1,932.67)	-1942.97
<b>Total of Equity</b>	<b>(1,422.31)</b>	<b>-1632.61</b>
<b>Liabilities</b>		
<b>1 Non-current liabilities</b>		
(a) Financial Liabilities		
(i) Long Term Borrowings	1,469.64	1441.84
(ii) Other financial Non Current Liabilities	152.90	162.43
(b) Long Term Provisions	-	0.00
(c) Deferred tax liabilities (Net)	40.99	41.82
(d) Other non current liabilities	-	0.00
<b>Total of Non-current liabilities</b>	<b>1,663.54</b>	<b>1646.09</b>
<b>2 Current liabilities</b>		
(a) Financial Liabilities		
(i) Short Term Borrowings	-	0.00
(ii) Trade payables	-	0.00
(iii) Other financial liabilities	-	0.00
(b) Other Current liabilities	1.23	1.06
(c) Short Term Provisions	-	0.00
(d) Current tax liabilities (net)	-	0.00
<b>Total of Current liabilities</b>	<b>1.23</b>	<b>1.06</b>
<b>TOTAL OF EQUITY AND LIABILITIES</b>	<b>242.46</b>	<b>14.54</b>

For and on behalf of the Board  
PAOS Industries Limited

Sd/-  
Sanjeev Bansal  
Managing Director  
DIN:00057485

Place: Ludhiana  
Date: 02.11.2018