



Pharmaids Pharmaceuticals Limited

28th January' 2022

To
The Corporate Relations Department
BSE Limited
Phiroze Jeejeebhoy Towers
Dalal Street
Fort Mumbai – 400001

BSE Scrip Code: 524572

Sub: Outcome of Board Meeting – 28th January' 2022

Dear Sir / Madam,

In continuation to our intimation dated January 20' 2022 regarding the Board Meeting Notice, we would like to inform that the Board of Directors (the “**Board**”) of **PHARMAIDS PHARMACEUTICALS LIMITED** (the “**Company**”) at its Meeting held today i.e. Friday, January 28' 2022 has inter alia, considered and approved the Unaudited Financial Results along with the Limited Review Report for the Quarter and Nine Months ended December 31' 2021 pursuant to Regulations 33 of SEBI (Listing Obligations and Disclosure Requirements) Regulations, 2015 ('Listing Regulation') which has been duly reviewed and recommended by the Audit Committee.

We are enclosing herewith the Unaudited Financial Results along with the Limited Review Report signed by our Statutory Auditors, M/s PPKG & Co, Chartered Accountants.

The Board Meeting Commenced at 11:30 A.M. and the agenda items for approval of the above-mentioned items were concluded at 1:30 P.M.


The Financial Results are also available on the website of the Company at www.pharmaids.com and also on the website of BSE Ltd Viz. www.bseindia.com

Please take note of the same on your record.

Thanking You

Yours Faithfully

For Pharmaids Pharmaceuticals Limited


S Padmaja Kalyani

Director





Pharmaids Pharmaceuticals Limited

PHARMAIDS PHARMACEUTICALS LIMITED

Statement of Unaudited Profit and Loss account for the Third Quarter and Nine Months Period ended 31st December, 2021

Rs. (In Lakhs)

	Particulars	Quarter Ended			Nine Months Period Ended		Year ended
		Unaudited (Reviewed)			Unaudited (Reviewed)		Audited
		December 31	September 30	December 31	December 31	December 31	March 31
		2021	2021	2020	2021	2020	2021
1	Revenue	72.39	57.12	341.00	363.67	666.58	855.10
2	Other Income	-	-	-	-	2.63	2.63
3	Total Income	72.39	57.12	341.00	363.67	669.22	857.73
4	Expenses						
	a) Cost of Material Consumed	-	-	-	-	-	-
	b) Purchase of Stock in Trade	72.07	64.37	391.69	379.34	774.30	852.82
	c) Changes in Inventories of Stock-in-Trade, Work in Progress and Finished Goods	(6.01)	(20.72)	(57.35)	(47.58)	(127.64)	(36.91)
	d) Employee Benefit Expenses	2.27	1.77	1.18	5.81	2.07	4.43
	e) Finance Cost	-	-	-	-	-	-
	f) Depreciation and Amortisation Expenses	0.08	0.38	1.13	0.84	3.36	4.48
	g) Other Expenses	2.41	3.99	2.44	12.13	10.02	24.07
	Total Expenses	70.82	49.78	339.09	350.54	662.10	848.89
5	Profit / (Loss) before Exceptional Items and Tax	1.57	7.34	1.91	13.14	7.11	8.84
6	Exceptional Items	-	-	-	-	-	-
7	Profit / (Loss) before Tax	1.57	7.34	1.91	13.14	7.11	8.84
8	Tax Expense:						
	(1) Current Tax	-	-	0.95	-	2.08	-
	(2) Deferred Tax	0.15	0.07	-	3.43	-	(0.49)
9	Profit (Loss) for the period from Continuing Operations	1.42	7.27	0.97	9.71	5.03	9.33
10	Profit / (Loss) from Discontinued Operations	-	-	-	-	-	-
11	Tax Expense of Discontinued Operations	-	-	-	-	-	-
12	Profit / (Loss) from Discontinued Operations (After Tax)	-	-	-	-	-	-
13	Profit / (Loss) for the Period	1.42	7.27	0.97	9.71	5.03	9.33
14	Other Comprehensive Income						
	A (i) Items that will not be reclassified to Profit or Loss	-	-	-	-	-	-
	(ii) Income Tax relating to items that will not be reclassified to Profit or Loss	-	-	-	-	-	-
	B (i) Items that will be reclassified to Profit or Loss	-	-	-	-	-	-
	(ii) Income Tax relating to items that will be reclassified to Profit or Loss	-	-	-	-	-	-
15	Total Comprehensive Income for the period (Comprising Profit (Loss) and Other Comprehensive Income for the period)	-	-	-	-	-	-
16	Earnings Per Equity Share (For Continuing Operations)	1.42	7.27	0.97	9.71	5.03	9.33
	(1) Basic	0.01	0.07	0.01	0.09	0.05	0.09
	(2) Diluted	0.01	0.07	0.01	0.09	0.05	0.09

NOTES: 1. The above results were approved at the Meeting of the Board of Directors held on January 28th 2022. 2. The Company operates in a single segment. 3. As required under Regulation 33 of SEBI (Listing Obligation and Disclosure Requirements) Regulation, 2015, the Limited Review by the Statutory Auditors has been completed and the Unmodified Report forwarded to BSE Ltd. The said Report does not have any impact on the above results and Notes which needs explanation. 4. During this pandemic, business operations and financial position has revealed that there has been no significant impact on company's financial results as at 31st December, 2021. However, the impact assessment of COVID-19 will be a continuing process given the uncertainties associated with its nature and duration and accordingly the impact may be different from that estimated as at the date of approval of these financial results. The Company will continue to monitor such impact to future economic conditions.

Date: 28.01.2022

Place: Hyderabad

For Pharmaids Pharmaceuticals Limited

S Padmaja Kalyani
Director



Office Address : 503, Amrutha Estate, Himayath Nagar, Hyderabad - 500029. Ph: 040 - 40122151

CIN No: L52520TG1989LC009679, GSTIN No : 36AABCP4657N2ZW

Email : pharmaids125@gmail.com , Web : www.pharmaids.com



Pharmaids Pharmaceuticals Limited

PHARMAIDS PHARMACEUTICALS LIMITED

Balance Sheet as at 31st December, 2021

Rs. (In Lakhs)

	Particulars	Note No.	Figures as at the end of 31.12.2021	Figures as at the end of 31.03.2021
	1	2	3	4
1	ASSETS			
	Non - Current Assets			
	(a) Property, Plant and Equipment		3.14	3.98
	(b) Capital Work-In-Progress		45.00	45.00
	(c) Investment Property		-	-
	(d) Goodwill		-	-
	(e) Other Intangible Assets		-	-
	(f) Intangible Assets under Development		-	-
	(g) Biological Assets other than Bearer Plants		-	-
	(h) Financial Assets			
	(i) Investments		-	-
	(ii) Trade Receivables		75.85	75.85
	(iii) Loans		627.90	665.88
	(iv) Others (to be specified)		-	-
	(i) Deferred Tax Assets (Net)		31.63	35.06
	(j) Other Non - Current Assets		-	-
2	Current Assets			
	(a) Inventories		84.49	36.91
	(b) Financial Assets			
	(i) Investments		-	-
	(ii) Trade Receivables		161.88	27.72
	(iii) Cash and Cash Equivalents		9.69	20.03
	(iv) Bank Balances other than (iii) above		-	-
	(v) Loans		27.93	-
	(vi) Others (to be specified)		-	-
	(c) Current Tax Assets (Net)		-	-
	(d) Other Current Assets		3.08	1.06
	Total Assets		1,070.59	911.50
	EQUITY AND LIABILITIES			
	(a) Equity Share capital		1,026.88	1,026.88
	(b) Other Equity		(164.53)	(174.24)
	LIABILITIES			
1	Non - Current Liabilities			
	(a) Financial Liabilities			
	(i) Borrowings		-	-
	(ii) Trade Payables		-	-
	(iii) Other Financial Liabilities (other than those specified in item (b), to be specified)		-	-
	(b) Provisions		-	-
	(c) Deferred Tax Liabilities (Net)		-	-
	(d) Other Non - Current Liabilities		-	-
2	Current Liabilities			
	(a) Financial Liabilities			
	(i) Borrowings		1.51	-
	(ii) Trade Payables		195.77	50.17
	(iii) Other Financial Liabilities (other than those specified in item (c))		-	-
	(b) Other Current Liabilities		10.96	8.69
	(c) Provisions		-	-
	(d) Current Tax Liabilities (Net)		-	-
	Total Equity and Liabilities		1,070.59	911.50

Date: 28.01.2022

Place: Hyderabad

For Pharmaids Pharmaceuticals Limited

Padmaja
S Padmaja Kalyani
Director



Office Address : 503, Amrutha Estate, Himayath Nagar, Hyderabad - 500029. Ph: 040 - 40122151

CIN No: L52520TG1989LC009679, GSTIN No : 36AABCP4657N2ZW

Email : pharmaids125@gmail.com , Web : www.pharmaids.com



Pharmaids Pharmaceuticals Limited

PHARMAIDS PHARMACEUTICALS LIMITED

Cash Flow Statement

		Rs. (In Lakhs)	
	Particulars	Figures as at the end of 31.12.2021 (Unaudited)	Figures as at the end of 31.12.2020 (Audited)
A	CASHFLOW FROM OPERATING ACTIVITIES:		
	Net Profit before Tax	13.14	7.11
	Adjustment for:		
	Depreciation and Amortization	0.84	3.36
	Interest Charged	-	-
	Interest Income	-	-
	Dividend Income / Gain on Sale of Investments	-	-
	Provision / Write off for Doubtful Trade Receivables	-	-
	Deferred Tax	-	-
	Operating Profit before change in Working Capital	13.97	10.47
	Working Capital changes:		
	Changes in Inventories	(47.58)	(127.64)
	Changes in Trade Receivables	(134.15)	(93.71)
	Change in Short Term Loans and Advances	(27.93)	(0.10)
	Changes in Trade Payables	145.60	222.36
	Changes in Other Liabilities	2.28	(0.25)
	Changes in Provisions	-	-
	Changes in Other Current Assets	(2.02)	(16.71)
	Cash Generated From Operations	(49.83)	(5.58)
	Direct Tax Paid (Net of Refunds)	-	-
	Net Cash Inflow from Operating Activities (A)	(49.83)	(5.58)
B	CASH FLOW FROM INVESTING ACTIVITIES:		
	Proceeds from Sale of Asset	-	-
	Government Assistance	-	-
	Interest Received	-	-
	Dividend Income / Gain on Sale of Investments Received	-	-
	Purchase of Property, Plant & Equipments, Intangible Assets and Capital Advance	-	(0.15)
	Investment in Associate	-	-
	Intangible Assets under Development	-	-
	Long Term Loans and Advances Given / (Repaid)	37.98	11.01
	Net Cash Inflow From Investing Activities (B)	37.98	10.86
C	CASH FLOW FROM FINANCING ACTIVITIES:		
	Proceeds from Borrowings	1.51	-
	Net Increase / (Decrease) in Working Capital Demand Loans	-	-
	Payment of Lease Liabilities	-	-
	Increase in Restricted Bank Balances other than Cash & Cash Equivalents	-	-
	Dividends Paid (including Distribution Tax)	-	-
	Interest and other Finance Costs (including Borrowing Cost Capitalised)	-	-
	Net Cash Inflow From Financing Activities (C)	1.51	-
I	Net (Decrease) / Increase in Cash and Cash Equivalents (A+B+C)	(10.34)	5.28
II	a) Cash and Cash Equivalents at the beginning of the Year	20.03	2.19
	b) Effect of Exchange difference on Restatement of Foreign Currency Cash and Cash Equivalents		
	c) Effect of Fairvalue change of Investment held for Trading		
III	Cash and Cash Equivalents at the end of the Year (I+II)	9.69	7.47
IV	Cash and Cash Equivalents at the end of the Year		
	Balances with Banks	2.91	2.69
	Cash on Hand	6.77	4.77
	Total Cash and Cash Equivalents	9.69	7.47

Date: 28.01.2022
Place: Hyderabad

For Pharmaids Pharmaceuticals Limited

S Padmaja Kalyani
Director



Office Address : 503, Amrutha Estate, Himayath Nagar, Hyderabad - 500029. Ph: 040 - 40122151

CIN No: L52520TG1989LC009679, GSTIN No : 36AABCP4657N2ZW

Email : pharmaids125@gmail.com , Web : www.pharmaids.com

**INDEPENDENT AUDITOR'S REVIEW REPORT ON
REVIEW OF INTERIM FINANCIAL RESULTS**

To

The Board of Directors,
Pharmaids Pharmaceuticals Limited

We have reviewed the accompanying statement of unaudited Financial Results of **PHARMAIDS PHARMACEUTICALS LIMITED** ("the Company") for the Quarter/ Nine Months Ended 31st December, 2021 ("the Statement"), being submitted by the company pursuant to the requirement of Regulation 33 of the SEBI (Listing Obligations and Disclosure Requirements) Regulations, 2015, as amended.

This statement which is the responsibility of the Company's Management and has been approved by the Board of Directors, has been prepared in accordance with recognition and measurement principles laid down in Indian Accounting Standard 34 "Interim Financial Reporting" ("Ind AS 34"), prescribed under Section 133 of the Companies Act, 2013 read with relevant issued there under and other accounting principles generally accepted in India. Our responsibility is to express a conclusion on the Statement based on our review.

We conducted our review of the Statement in accordance with the Standard on Review Engagements (SRE) 2410 'Review of Interim Financial Information Performed by the Independent Auditor of the Entity', issued by the Institute of Chartered Accountants of India (ICAI). A review of interim financial information consists of making inquiries, primarily of the Company's personnel responsible for financial and accounting matters, and applying analytical and other review procedures. A review is substantially less in scope than an audit conducted in accordance with Standards on Auditing specified under section 143(10) of the Companies Act, 2013 and consequently does not enable us to obtain assurance that we would become aware of all significant matters that might be identified in an audit. Accordingly, we do not express an audit opinion.

We also performed necessary procedures in accordance with the circular issued by the SEBI under Regulation 33(8) of the SEBI (Listing Obligations and Disclosure Requirements) Regulations, 2015, as amended, to the extent applicable.



Based on our review conducted as stated in paragraph 3 above nothing has come to our attention that causes us to believe that the accompanying Statement, prepared in accordance with the recognition and measurement principles laid down in the aforesaid Indian Accounting Standard and other accounting principles generally accepted in India, has not disclosed the information required to be disclosed in terms of Regulation 33 of the SEBI (Listing Obligations and Disclosure Requirements) Regulations, 2015, as amended, including the manner in which it is to be disclosed, or that it contains any material misstatement.

Place : Hyderabad



Date : 28th January, 2022

UDIN: 22205140AAAAC08175

For PPKG & CO

Chartered Accountants

FRN No. 009655S

GIRDHARI LAL TOSHNIWAL

(Partner)

M. No. 205140