

MARBLE CITY INDIA LIMITED

Formerly known as P.G. Industry Limited

MCIL

Regd Office : A-30, S-11, 2nd FLOOR
KAILASH COLONY
NEW DELHI-110048

E-mail : pgindustryLtd@gmail.com
Website : www.pgil.com

CIN : L74899DL1993PLC056421

To,
The BSE Limited
Phiroze Jeejeebhoy Towers
Dalal Street
Mumbai - 400001

14.03.2023

**SUB: APPROVAL OF UN - AUDITED FINANCIAL RESULTS FOR THE QUARTER
ENDED ON 30TH SEPTEMBER 2022**

(Name of the Company – **Marble City India Limited**)
(Script Code - **531281**)

Dear Sir,

This is to inform you that Pursuant to Regulation 33 (3) of the SEBI (Listing Obligations & Disclosure Requirements) 2015, the meeting of Board of Directors of the Company held on Monday, 14th day of November, 2022 at 05:30 P. M. and concluded on 06:30 P. M., approved and taken on record Unaudited Financial Results for the quarter ended on September 30th 2022. We are hereby enclosing following:

1. Statement of Standalone Unaudited Financial Results for the Quarter ended on 30th September 2022 along with Limited Review Report.

Thanks & Regards,

For MARBLE CITY INDIA LIMITED
[Signature]
Company Secretary

CC: The Calcutta Stock Exchange Limited
7, Lyons Range
Kolkata-700001
Scrip Code: 026166

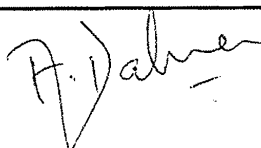
MARBLE CITY INDIA LIMITED (FORMERLY KNOWN AS P G INDUSTRY LIMITED)

PART I

(Figures in Lakhs)

Statement of Standalone Audited Financial Results for the Quarter ended on 30/09/2022

	Particulars	FOR THE QUARTER ENDING ON			FOR THE PERIOD	FOR THE YEAR
		30-09-22	30-06-22	30-06-21	ENDING ON	ENDING ON
		(Unaudited)	(Unaudited)	(Unaudited)	(Unaudited)	(Audited)
	(Refer Notes Below)					
	Income					
I	(a) Net Revenue from operations	3,061.06	1,549.74	707.44	4,610.80	7,495.68
II	(b) Other income	1.56	1.91	1.85	3.47	20.48
III	Total Income (I + II)	3,062.62	1,551.65	709.29	4,614.27	7,516.15
	Expenses					
	(a) Cost of materials consumed	2,729.19	1,112.10	362.12	3,841.29	6,449.96
	(b) (Increase)/decrease in inventories of FG, WIP and stock in trade	(108.44)	(49.47)	85.43	(157.91)	(664.76)
	(c) Employee benefits expense	76.61	107.07	69.99	183.68	372.01
	(d) Finance Costs	117.35	139.67	74.71	257.02	421.22
	(e) Depreciation and amortisation expense	35.46	18.00	22.50	53.46	75.93
	(f) Other expenses	187.02	202.40	92.18	389.42	780.25
IV	Total expenses	3,037.19	1,529.77	706.93	4,566.96	7,434.60
V	Profit / (Loss) before exceptional items and tax (III - IV)	25.43	21.88	2.36	47.31	81.55
VI	Exceptional items	-	-	-	-	-
VII	Profit / (Loss) before tax (V - VI)	25.43	21.88	2.36	47.31	81.55
VIII	Tax expense					
	Current Tax	6.80	5.03	0.59	11.83	32.29
	Deferred Tax	-	-	-	-	(6.44)
IX	Profit / (Loss) for the period from continuing operations (VII - VIII)	18.63	16.85	1.77	35.48	55.70
X	Profit / (Loss) from discontinuing operations	-	-	-	-	-
XI	Tax expense of discontinuing operations	-	-	-	-	-
XII	Profit / (Loss) from discontinuing operations (after tax) (X - XI)	-	-	-	-	-
XIII	Net Profit / (Loss) for the period (IX + XII)	18.63	16.85	1.77	35.48	55.70
	Other Comprehensive Income					
	(a) Items that will not be reclassified to Profit or Loss	-	-	-	-	-
	Less: Income Tax relating to Items that will not be reclassified to Profit or Loss	-	-	-	-	-
	(b) Items that will be reclassified to Profit or Loss	-	-	-	-	-
	Less: Income Tax relating to Items that will be reclassified to Profit & Loss	-	-	-	-	-
XIV	Total - Other Comprehensive Income	-	-	-	-	-
XV	Total Comprehensive Income for the Period (XIII + XIV) comprising Profit/ (Loss) and other Comprehensive Income for the Period	18.63	16.85	1.77	35.48	55.70
	Equity Share Capital (Face Value of Rs. 5 /- each)	597.37	597.37	597.37	597.37	597.37
	Reserves (Excluding Revaluation Reserve) as shown in the Audited Balance Sheet of the Previous Year	-	-	-	-	2,280.68
XVI	Earnings per equity share (For continuing operation):					
	(a) Basic	0.16	0.14	0.01	0.30	0.47
	(b) Diluted	0.16	0.14	0.01	0.30	0.47
XVII	Earnings per equity share (For discontinued operation):					
	(a) Basic	-	-	-	-	-
	(b) Diluted	-	-	-	-	-
XVIII	Earnings per equity share (For discontinued & continuing operation):					
	(a) Basic	0.16	0.14	0.01	0.30	0.47
	(b) Diluted	0.16	0.14	0.01	0.30	0.47





NOTES:

1	The above results have been reviewed by the Audit Committee and approved by the Board of Directors at their meeting held on 14th November, 2022 in terms of Regulation 33 of SEBI (Listing Obligations & Disclosure Requirements) Regulations, 2015.
2	The Statutory Auditors have carried out limited review of the Accounts for the Quarter ended on September 30, 2022.
3	The Business activity of the Company falls within a single primary business segment and there are no reportable segments.
4	Figures of the previous corresponding period(s) have been regrouped/rearranged wherever considered necessary.
5	In accordance with "Green Initiative in Corporate Governance" by the Ministry of Corporate Affairs, Company will be sending future communications through electronic mode. All those members who have not got their email ID recorded or updated with the company or with the depository are requested to register their e-mail address and changes therein with Company/depository as the case may be.
6	The above results have been prepared in accordance with the Companies (Accounting Standards) Rules, 2015 (Ind AS) prescribed under Section 133 of the Companies Act, 2013 and other recognised accounting practices and policies to the extent applicable.

Date: 14 November 2022**Place: New Delhi**


Saket Dalmia
(Director)
DIN: 00083636


Amit Dalmia
(Director)
DIN: 00083646

MARBLE CITY INDIA LIMITED (FORMERLY KNOWN AS P G INDUSTRY LIMITED)

(₹ In Lakhs)

Statement of Assets and Liabilities as at September 30, 2022			
Particulars		As at 30/09/2022	As at 31/03/2022
		(Unaudited)	(Audited)
ASSETS			
1 Non-Current Assets			
(a) Property, Plant and Equipment		1,348.45	1,225.51
(b) Intangible assets under development		-	0.31
(c) Non-current Financial Assets			
Non-current investments		0.19	0.19
Trade receivables, non-current			
Loans, non-current			
Other non-current financial assets			
Total Non-current Financial Assets		0.19	0.19
(d) Deferred Tax Assets (Net)		-	-
(e) Other non-current assets		-	-
Total Non-Current Assets		1,348.64	1,226.01
2 Current Assets			
(a) Inventories		5,757.54	5,548.97
(b) Current financial asset			
Current investments			
Trade receivables, current		2,161.35	1,976.35
Cash and cash equivalents		352.41	349.26
Bank balance other than cash and cash equivalents		-	-
Loans, current		1,160.25	1,201.63
Other current financial assets		-	-
Total current financial assets		3,674.01	3,527.25
(c) Current tax assets (net)		-	-
(d) Other current assets		-	-
Total current assets		9,431.55	9,076.22
3 Non-current assets classified as held for sale		-	-
4 Regulatory deferral account debit balances and related deferred tax Assets		-	-
TOTAL - ASSETS		10,780.19	10,302.23
EQUITY AND LIABILITIES			
1 Equity			
(a) Equity share capital		597.37	597.37
(b) Other Equity		2,316.16	2,280.68
(c) Share application money pending allotment		-	-
Sub-total - Equity		2,913.53	2,878.05
2 Liabilities			
(a) Non-current liabilities			
Non-current financial liabilities			
Borrowings, non-current		3,193.92	2,777.91
Trade payables, non-current		-	-
Other non-current financial liabilities		-	-
Total non-current financial liabilities		3,193.92	2,777.91
Deferred tax liabilities (net)		31.68	31.68
Total non-current liabilities		3,225.60	2,809.59
(b) Current liabilities			
Current financial liabilities			
Borrowings, current		2,425.82	2,414.61
Trade payables, current		-	-
1. Dues of Micro & Small Enterprises		-	-
2. Due of Creditors other than Micro & Small Enterprises		1,456.75	1,350.87
Other current financial liabilities		-	-
Total current financial liabilities		3,882.57	3,765.48
Other current liabilities		717.37	819.82
Provisions, current		41.12	29.29
Current tax liabilities (Net)		-	-
Deferred government grants, Current		-	-
Total current liabilities		4,641.06	4,614.59
3 Liabilities directly associated with assets in disposal group classified as held for sale		-	-
4 Regulatory deferral account credit balances and related deferred tax liability		-	-
Sub-total - Liabilities		7,866.66	7,424.18
TOTAL - EQUITY AND LIABILITIES		10,780.19	10,302.23

Date : 14th November 2022

Place : Delhi

Saket Dalmia
Saket Dalmia
(Director)
DIN: 00083636

Amit Dalmia
Amit Dalmia
(Director)
DIN: 00083646

Marble City India Limited (Formerly Known as P G Industry Limited)

(₹ in Lacs)

Cash Flow Statement for the year ended 30th September, 2022

	Unaudited	Audited
Particulars	30-Sep-22	31-Mar-22
A. Cash flow from operating activities		
Net Profit before Tax	47.31	81.55
Adjustments for		
Depreciation and amortisation expense	53.46	75.92
Interest income	(0.61)	(14.81)
Interest expense	257.02	421.21
Operating profit before working capital changes	357.18	563.87
Movement in working capital:		
(Increase)/Decrease in Trade Receivables	(185.00)	286.39
(Increase)/Decrease in Inventories	(208.57)	(507.81)
(Increase)/Decrease in Current Loans and Advances	41.38	(207.19)
(Decrease)/Increase in Trade Payables	105.88	(247.32)
(Decrease)/Increase in Other Current Liabilities	(102.45)	155.17
Cash generated from operations	8.42	43.11
Direct taxes paid	-	(12.81)
Net cash generated from operating activities (A)	8.42	30.30
B. Cash flow from investing activities		
Purchase of fixed assets, CWIP and capital advance	(176.09)	(212.37)
Sale of fixed assets and CWIP		4.92
Interest received	0.61	14.82
Net cash (used in) investing activities (B)	(175.48)	(192.63)
C. Cash flow from financing activities		
Proceeds / (Repayment) of long term borrowings	416.02	722.45
Proceeds from / (Repayment of) short term borrowings	11.21	(31.17)
Interest paid	(257.02)	(421.21)
Net cash generated from / (used in) financing activities (C)	170.21	270.07
Net Increase in cash and cash equivalents (A+B+C)	3.15	107.74
Cash & cash equivalents at the begining of the year	349.26	241.52
Cash & cash equivalents at the end of the year	352.41	349.26
Components of cash & cash equivalents as at 31 March		
Cash on hand	3.41	5.99
Balances with Scheduled banks:		
On Current accounts	-	-
On Fixed deposit accounts	349.00	343.27
Balances with non-scheduled banks - on current account		
	352.41	349.26

Date: 14th November 2022**Place: Delhi**

MARBLE CITY INDIA LIMITED (FORMERLY KNOWN AS P G INDUSTRY LIMITED)				
				(₹ in Lakhs)
Statement of changes in Equity for the period ending on September 30, 2022				

A. Equity Share Capital

(1) Current Reporting Period

Share Capital as on 01.04.2022	Changes in equity share capital due to prior period erros	Restated Share Capital as on 01.04.2022	Changes in Equity Share Capital during the Current year	Share Capital as on 30.09.2022
597.37	-	597.37	-	597.37

(2) Previous Reporting Period

Share Capital as on 01.04.2021	Changes in equity share capital due to prior period erros	Restated Share Capital as on 01.04.2021	Changes in Equity Share Capital during the Current year	Share Capital as on 31.03.2021
597.37	-	597.37	-	597.37

B. Other Equity**(1) Current Reporting Period**

Particulars	Share Application money pending allotment	Retained Earnings	Other items	Total
Other Equity as on 01.04.2022	-	2,280.68	-	2,280.68
Changes in Accounting Policy or prior period errors	-	-	-	-
Restated balance as on 01.04.2022	-	2,280.68	-	2,280.68
Total Comprehensive Income for the Current Year	-	35.48	-	35.48
Dividends	-	-	-	-
Transfer to retained earnings	-	-	-	-
Any other Changes	-	-	-	-
Other Equity as on 30.09.2022	-	2,316.16	-	2,316.16

(2) Previous Reporting Period

Particulars	Share Application money pending allotment	Retained Earnings	Other items	Total
Other Equity as on 01.04.2021	-	2,224.98	-	2,224.98
Changes in Accounting Policy or prior period errors	-	-	-	-
Restated balance as on 01.04.2021	-	2,224.98	-	2,224.98
Total Comprehensive Income for the Current Year	-	55.70	-	55.70
Dividends	-	-	-	-
Transfer to retained earnings	-	-	-	-
Any other Changes	-	-	-	-
Other Equity as on 31.03.2022	-	2,280.68	-	2,280.68



Ellahi Goel & Co

Chartered Accountants

LIMITED REVIEW REPORT



Review Report

We have reviewed the accompanying statement of unaudited financial results of **M/s. Marble City India Limited (Formerly Known as P G Industry Limited)** for the quarter ended on **September 30, 2022**. This statement is the responsibility of the Company's Management and has been approved by the Board of Directors. Our responsibility is to issue a report on these financial statements based on our review.

We conducted our review in accordance with the Standard on Review Engagement (SRE) 2410, *"Review of Interim Financial Information performed by the Independent Auditor of the Entity"* issued by the Institute of Chartered Accountants of India. This standard requires that we plan and perform the review to obtain moderate assurance as to whether the financial statements are free of material misstatement. A review is limited primarily to inquiries of company personnel and an analytical procedure applied to financial data and thus provides less assurance than an audit. We have not performed an audit and accordingly, we do not express an audit opinion.

Based on our review conducted as above, nothing has come to our attention that causes us to believe that the accompanying statement of unaudited financial results prepared in accordance with applicable accounting standards i.e. Indian Accounting Standards (Ind AS) prescribed under Section 133 of the Companies Act, 2013 read with applicable rules issued thereunder and other recognized accounting practices and policies has not disclosed the information required to be disclosed in terms of Regulation 33 of the SEBI (Listing Obligations and Disclosure Requirements) Regulations, 2015 including the manner in which it is to be disclosed, or that it contains any material misstatement.

For Ellahi Goel & Co.
Chartered Accountants



14 NOV (CA) Mansoor Ellahi
(Proprietor)
(M. No. 083750)
UDIN:23083750 BGRINP317
14/11/2022

Place: New Delhi
Date: 14.11.2022