

KRYPTON INDUSTRIES LIMITED

Head Office : 410, Vardaan Building
25A, Camac Street, Kolkata - 700 016, India
Phone : +91 33 22871366 / 1367
E-mail : krypton@kryptongroup.com
Website : www.kryptongroup.com

CIN : L25199WB1990PLC048791

Date: 30.05.2022

TO,	
The Bombay Stock Exchange Ltd Phiroze Jeejeebhoy Towers, Dalal Street, Mumbai-400001	The Calcutta Stock Exchange Association Ltd Department of Corporate Services 7, Lyons Range Kolkata-700001

Dear Sir,

Sub: Outcome of Board Meeting under Regulation 30 and submission of the Audited Financial Results along with the Auditor's Report for the Quarter and year ended 31.03.2022 under Regulations 33 of SEBI (Listing Obligations and Disclosure Requirements) Regulations 2015
Ref: Company Sl.No - Physical-23550, Demat-INE951B01014.


With reference to above the Board of Directors of the Company in its meeting held today at 11.30 A.M. has duly considered, approved and taken into records the Standalone and Consolidated Audited Financial Results set out in compliance with the Indian Accounting Standards Ind AS for the quarter and year ended 31st March, 2022. The said results were reviewed by the Audit Committee of directors at its meeting held on 30th May, 2022. The copy of the Auditors' Report (Standalone & Consolidated) is also enclosed.

Pursuant to Regulation 33(3)(d) of the Securities and Exchange Board of India (Listing Obligations and Disclosure Requirements) Regulations, 2015, as amended, we do hereby confirm that the Statutory auditors of the Company, M/s P.K. Luharuka & Co. have expressed unmodified opinion(s) in its audit report pertaining to the audited financial results for the year ended 31st March, 2022.

The Meeting of the Board of Directors commenced at 11.30 A.M. and concluded at 1.30 P.M. Kindly acknowledge and update in your records.

Thanking You,

Yours faithfully,
For Krypton Industries Ltd



Jay Singh Bardia
Managing Director
DIN:00467932

INDEPENDENT AUDITORS' REPORT

TO THE BOARD OF DIRECTORS OF KRYPTON INDUSTRIES LIMITED

Report on the audit of the Standalone Annual Financial Results

Opinion

We have audited the accompanying standalone annual financial results of Krypton Industries Limited (hereinafter referred to as the "Company") for the year ended 31 March 2022, attached herewith, being submitted by the Company pursuant to the requirement of Regulation 33 of the SEBI (Listing Obligations and Disclosure Requirements) Regulations, 2015, as amended ('Listing Regulations').

In our opinion and to the best of our information and according to the explanations given to us, the aforesaid standalone annual financial results:

- a. are presented in accordance with the requirements of Regulation 33 of the Listing Regulations in this regard; and
- b. give a true and fair view in conformity with the recognition and measurement principles laid down in the applicable Indian Accounting Standards, and other accounting principles generally accepted in India, of the net profit and other comprehensive income and other financial information for the year ended 31 March 2022.

Basis for Opinion

We conducted our audit in accordance with the Standards on Auditing ("SAs") specified under section 143(10) of the Companies Act, 2013 ("the Act"). Our responsibilities under those SAs are further described in the *Auditor's Responsibilities for the Audit of the Standalone Annual Financial Results* section of our report. We are independent of the Company, in accordance with the Code of Ethics issued by the Institute of Chartered Accountants of India together with the ethical requirements that are relevant to our audit of the financial statements under the provisions of the Act, and the Rules thereunder, and we have fulfilled our other ethical responsibilities in accordance with these requirements and the Code of Ethics. We believe that the audit evidence we have obtained, is sufficient and appropriate to provide a basis for our opinion on the Standalone annual financial results.



Management's and Board of Directors' Responsibilities for the Standalone Annual Financial Results

These standalone annual financial results have been prepared on the basis of the standalone annual financial statements.

The Company's Management and the Board of Directors are responsible for the preparation and presentation of these standalone annual financial results that give a true and fair view of the net profit/ loss and other comprehensive income and other financial information in accordance with the recognition and measurement principles laid down in Indian Accounting Standards prescribed under Section 133 of the Act and other accounting principles generally accepted in India and in compliance with Regulation 33 of the Listing Regulations. This responsibility also includes maintenance of adequate accounting records in accordance with the provisions of the Act for safeguarding of the assets of the Company and for preventing and detecting frauds and other irregularities; selection and application of appropriate accounting policies; making judgments and estimates that are reasonable and prudent; and the design, implementation and maintenance of adequate internal financial controls, that were operating effectively for ensuring accuracy and completeness of the accounting records, relevant to the preparation and presentation of the standalone annual financial results that give a true and fair view and are free from material misstatement, whether due to fraud or error.

In preparing the standalone annual financial results, the Management and the Board of Directors are responsible for assessing the Company's ability to continue as a going concern, disclosing, as applicable, matters related to going concern and using the going concern basis of accounting unless the Board of Directors either intends to liquidate the Company or to cease operations, or has no realistic alternative but to do so.

The Board of Directors is responsible for overseeing the Company's financial reporting process.

Auditor's Responsibilities for the Audit of the Standalone Annual Financial Results

Our objectives are to obtain reasonable assurance about whether the standalone annual financial results as a whole are free from material misstatement, whether due to fraud or error, and to issue an auditor's report that includes our opinion. Reasonable assurance is a high level of assurance, but is not a guarantee that an audit conducted in accordance with SAs will always detect a material misstatement when it exists. Misstatements can arise from fraud or error and are considered material if, individually or in the aggregate, they could reasonably be expected to influence the economic decisions of users taken on the basis of these standalone annual financial results.



As part of an audit in accordance with SAs, we exercise professional judgment and maintain professional skepticism throughout the audit. We also:

- Identify and assess the risks of material misstatement of the standalone annual financial results, whether due to fraud or error, design and perform audit procedures responsive to those risks, and obtain audit evidence that is sufficient and appropriate to provide a basis for our opinion. The risk of not detecting a material misstatement resulting from fraud is higher than for one resulting from error, as fraud may involve collusion, forgery, intentional omissions, misrepresentations, or the override of internal control.
- Obtain an understanding of internal control relevant to the audit in order to design audit procedures that are appropriate in the circumstances. Under Section 143(3) (i) of the Act, we are also responsible for expressing our opinion through a separate report on the complete set of financial statements on whether the company has adequate internal financial controls with reference to financial statements in place and the operating effectiveness of such controls.
- Evaluate the appropriateness of accounting policies used and the reasonableness of accounting estimates and related disclosures in the standalone financial results made by the Management and Board of Directors.
- Conclude on the appropriateness of the Management and Board of Directors use of the going concern basis of accounting and, based on the audit evidence obtained, whether a material uncertainty exists related to events or conditions that may cast significant doubt on the appropriateness of this assumption. If we conclude that a material uncertainty exists, we are required to draw attention in our auditor's report to the related disclosures in the standalone annual financial results or, if such disclosures are inadequate, to modify our opinion. Our conclusions are based on the audit evidence obtained up to the date of our auditor's report. However, future events or conditions may cause the Company to cease to continue as a going concern.
- Evaluate the overall presentation, structure and content of the standalone annual financial results, including the disclosures, and whether the standalone annual financial results represent the underlying transactions and events in a manner that achieves fair presentation.



We communicate with those charged with governance regarding, among other matters, the planned scope and timing of the audit and significant audit findings, including any significant deficiencies in internal control that we identify during our audit.

We also provide those charged with governance with a statement that we have complied with relevant ethical requirements regarding independence, and to communicate with them all relationships and other matters that may reasonably be thought to bear on our independence, and where applicable, related safeguards.

Other Matters

The standalone annual financial results include the results for the quarter ended 31 March 2022 being the balancing figure between the audited figures in respect of the full financial year and the published unaudited year to date figures up to the third quarter of the current financial year which were subject to limited review by us.

For P.K. Luharuka and Co.

Chartered accountants

Firm Registration Number: 322020E

Place: Kolkata

Date: May 30, 2022



Pradeep Kumar Luharuka

Membership Number: 055782

UDIN-22055782AJWHXX8045

KRYPTON INDUSTRIES LTD.

CIN : L25199WB1990PLC048791

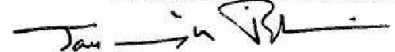
Regd. Office: Plot No.31 & 32, Falta Special Economic Zone, Sector-1, 24 Parganas (S) Pin - 743504
Head Office : 410, Vardaan Building, 25A, Camac Street, Kolkata-700 016

Statement of Standalone Audited Results for the Quarter and Year ended March 31, 2022

(Rs in Lakhs except EPS)

	Particulars	QUARTER ENDED			YEAR ENDED	
		31-Mar-22	31-Dec-21	31-Mar-21	31-Mar-22	31-Mar-21
		(Unaudited)	(Unaudited)	(Unaudited)	(Audited)	(Audited)
	Income from operations					
1	Revenue from operations	1,339.31	1,109.52	947.38	4,058.25	3,043.96
2	Other income	400.43	0.06	160.07	401.90	241.28
3	Total Revenue	1,739.74	1,109.58	1,107.45	4,460.15	3,285.24
4	Expenses					
	(a) Cost of materials consumed	387.05	571.87	147.55	1,813.03	1,305.52
	(b) Purchases of stock-in-trade	0.30	0.09	(2.49)	9.58	126.17
	(c) Changes in inventories of finished goods, work-in-progress and stock-in-trade	181.82	(9.96)	330.92	65.47	148.29
	(d) Power & Fuel	25.86	21.96	24.05	85.75	80.19
	(e) Employee benefits expense	159.51	140.17	176.52	540.19	504.69
	(f) Finance Cost	52.14	43.19	59.18	161.52	179.02
	(g) Depreciation and amortization expense	102.02	34.07	47.22	204.24	160.15
	(h) Other expenses	439.20	257.85	314.65	1,076.91	762.93
	Total expenses	1,347.90	1,059.24	1,097.60	3,956.69	3,266.96
5	Profit / (Loss) before exceptional & extra ordinary items and Tax (3-4)	391.84	50.34	9.85	503.46	18.28
6	Exceptional Items	21.51	-	-	(362.64)	-
7	Profit / (Loss) before extra ordinary items and tax (5 - 6)	413.35	50.34	9.85	140.82	18.28
8	Tax expense	38.96	4.00	4.60	50.96	(7.40)
9	Net Profit / (Loss) for the period (7- 8)	374.39	46.34	5.25	89.86	25.68
10	Other Comprehensive Income (net of tax Expense)	(0.12)	-	0.71	(0.12)	0.71
11	Total Comprehensive Income for the period (09+10)	374.27	46.34	5.96	89.74	26.39
12	Paid-up equity share capital (Face Value of Rs. 10 each)	1,469.71	1,469.71	1,469.71	1,469.71	1,469.71
13	Reserve excluding Revaluation Reserves as per balance sheet of previous accounting year				1,410.22	1,320.48
14	Earnings per share (before and after extraordinary items) (of 10/- each) (not annualised):					
	(a) Basic*	*2.55	*0.32	*0.04	0.61	0.18
	(b) Diluted*	*2.55	*0.32	*0.04	0.61	0.18
	* Not Annualised					

for & on behalf of the Board



(JAY SINGH BARDIA)

Managing Director

DIN: 00467932

Place : Kolkata

Date: The 30th Day of May , 2022


KRYPTON INDUSTRIES LIMITED

STANDALONE SEGMENT WISE REVENUE, RESULTS AND CAPITAL EMPLOYED
FOR THE QUARTER AND YEAR ENDED 31st March 2022

Rs.in Lacs

PARTICULARS	QUARTER ENDED			YEAR ENDED	
	Un-audited			Audited	
	31.03.2022	31.12.2021	31.03.2021	31.03.2022	31.03.2021
A.PRIMARY SEGMENT					
1). Segment Revenue					
a) Tyre, Rim & Wheels	1,864.31	1,207.35	1,200.04	4,918.93	3,534.16
b) Footwear	6.99	33.02	23.26	100.89	81.92
c) Hospital Equipments	629.42	478.47	327.26	1,647.40	855.49
Gross Sales	2,500.72	1,718.84	1,550.56	6,667.22	4,471.57
Less: Inter Segment Revenue	(1,161.41)	(609.32)	(603.18)	(2,608.97)	(1,427.61)
Net Sales/Income from Operation	1,339.31	1,109.52	947.38	4,058.25	3,043.96
2. Segment Results					
Profit/ (Loss) before Tax & Interest					
a) Tyre, Rim & Wheels	507.48	198.63	147.25	545.30	372.82
b) Footwear	(54.25)	(60.78)	(22.62)	(197.65)	(122.74)
c) Hospital Equipments	12.26	(44.32)	(55.59)	(45.31)	(52.78)
Total Profit before Tax & Interest	465.49	93.53	69.04	302.34	197.30
Less : Interest	52.14	43.19	59.19	161.52	179.02
Profit before Tax	413.35	50.34	9.85	140.82	18.28
3. CAPITAL EMPLOYED					
(Segment Assets-Segment Liabilities)					
a) Tyre,Rim & Wheels	1,761.48	1,514.63	1,992.03	1,761.48	1,992.03
b) Footwear	1,085.38	824.18	1,026.51	1,085.38	1,026.51
c) Hospital Equipments	682.93	878.26	459.34	682.93	459.34
	3,529.79	3,217.07	3,477.88	3,529.79	3,477.88

for & on behalf of the Board

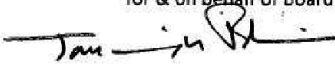

(JAY SINGH BARDIA)

Managing Director

DIN: 00467932

Place : Kolkata

Date : The 30th Day of May , 2022


KRYPTON INDUSTRIES LIMITED			
Statement of Assets & Liabilities			
Particulars		As on 31.03.2022	As on 31.03.2021
I	ASSETS		
1	Non-Current Assets		
	(a) Property, Plant and Equipment	1,541.05	1,522.71
	(b) Right of use Assets	32.60	53.20
	(c) Capital Work-In-Progress	-	70.26
	(d) Financial Assets		
	(i) Investments	40.18	38.66
	(ii) Trade receivables	-	-
	(iii) Long term Loans	196.30	120.15
	(iv) Other Financial Assets	35.62	39.65
	(d) Non-Current Tax Assets	52.86	57.28
	(e) Other non-current assets	21.98	2.50
	Sub total non current Assets	1,920.59	1,904.41
2	Current Assets		
	(a) Inventories	1,406.18	1,781.68
	(b) Financial Assets		
	(i) Investments	-	-
	(ii) Trade Receivables	763.25	639.57
	(iii) Cash & Cash Equivalents	32.54	56.19
	(iv) Bank Balances Other than (iii) above	55.53	62.02
	(v) Short Term Loans	22.90	37.51
	(vi) Other Financial assets	31.36	79.17
	(c) Current Tax Assets	340.96	298.27
	(d) Other current Assets	380.33	432.05
	Sub total current Assets	3,033.05	3,386.46
	Total Assets	4,953.64	5,290.87
II	EQUITY AND LIABILITIES		
1	Equity		
	(a) Equity share capital	1,469.71	1,469.71
	(b) Other Equity	1,410.22	1,320.48
	Sub Total Equity	2,879.93	2,790.19
2	Liabilities		
	Non—Current Liabilities		
	(a) Financial Liabilities: Borrowings		
	(i) Borrowings	470.56	556.41
	(ii) Other Financial Liabilities	-	-
	(iii) Non- current lease liability	19.59	37.24
	(b) Long Term Provisions	65.86	61.21
	(c) Deferred tax Liabilities(net)	93.85	45.22
	(d) Other non-current liabilities	-	2.20
	Sub Total-Non Current Liabilities	649.86	702.28
3	Current Liabilities		
	(a) Financial Liabilities		
	(i) Borrowings	644.98	746.41
	(ii) Trade payables		
	Payable to Micro, Small & Medium Enterprise	55.60	39.00
	Payable to Entities	418.66	475.85
	(Other than Micro, Small & Medium Enterprise)		
	(iii) Other financial liabilities	186.03	433.38
	(iv) Lease liabilities	17.65	20.66
	(b) Other current liabilities	49.01	54.51
	(c) Current tax liabilities (Net)	6.20	3.08
	(d) Provisions	45.72	25.51
	Sub Total Current Liabilities	1,423.85	1,798.40
	Total Equity and liabilities	4,953.64	5,290.87
<div style="text-align: right;">for & on behalf of Board</div> <div style="text-align: right;">  Jay Singh Bardia (Managing Director) DIN:00467932 </div> <div>Place: Kolkata</div> <div>Date: 30th day of May, 2022</div>			

KRYPTON INDUSTRIES LIMITED**Statement of Standalone Cash Flow Statement for the year ended 31st March, 2022**

	As At 31.03.2022 (Rs.in Lakhs)	As At 31.03.2021 (Rs.in Lakhs)
A.CASH FLOW FROM OPERATING ACTIVITIES		
Profit before Tax	139.30	18.28
Adjustment for :		
Finance Costs	155.14	179.02
Unrealized Foreign exchange gain/(loss)	1.85	(3.22)
Provision for expected credit loss on receivables	19.08	8.54
Depreciation and Amortization Expenses	153.87	160.15
Other Income	-	(3.27)
Current Service Cost for Gratuity	6.78	8.65
Rental Income	-	(9.13)
Liabilities/Provisions written back	22.93	(9.53)
Interest Income	(15.18)	(13.52)
Profit on Sale of Assets	(5.00)	(0.30)
Net (gain)/loss on fair value changes of investments measured at FVTPL	(1.52)	(0.23)
Operating profit before working capital changes	477.25	335.45
Changes in working Capital:		
Inventories	375.49	34.32
Trade and other Receivables	(157.15)	75.14
Trade and other Payables	(40.58)	274.17
(Increase)/Decrease in Loans	(61.54)	(8.84)
(Increase)/Decrease in Financial Assets	58.33	(44.31)
(Increase)/Decrease in other Assets	(6.02)	(303.18)
Increase/(Decrease) in other Financial Liabilities	15.43	36.09
Increase/(Decrease) in other Liabilities	18.35	(84.58)
Increase/(Decrease) in Lease Liabilities	(34.48)	(30.83)
Increase/(Decrease) in Provisions	24.86	12.07
Cash generation from Operation	669.94	295.51
Payment of Direct Taxes (net)	-	-
Net Cash generated/ (used) - Operating Activities	669.94	295.51
B.CASH FLOW FROM INVESTMENT ACTIVITIES		
Purchase of Fixed Assets	(154.85)	(168.96)
Capital work in progress	70.26	(44.20)
Investments in Subsidiary	-	-
Purchase of Investments	-	-
Sale of Fixed Assets	8.24	3.40
Assets Written off	-	66.21
Rent received	-	9.13
Interest Received	1.22	3.57
Net Cash Generated/ (Used) - Investing Activities	(75.13)	(130.85)
C.CASH FLOW FROM FINANCING ACTIVITIES		
Payment towards Lease Liability (net)	(32.80)	(7.68)
Repayment of Long-term Borrowings	(477.85)	116.50
Proceeds Long-term Borrowings	392.00	-
Proceeds/ Repayment of Short-term Borrowings (Net)	(364.22)	(97.57)
Finance Cost Paid	(135.59)	(157.17)
Net Cash Generated/ (Used) - Financing Activities	(618.46)	(145.92)
Net Increase/ (Decrease) in Cash and Cash Equivalents	(23.65)	18.74
Add : Opening Cash and Cash Equivalents	56.19	37.45
Closing Cash and Cash Equivalents	32.54	56.19

*Figures have been regrouped/ rearranged wherever necessary.

for & on behalf of Board



Place: Kolkata

Date : The 30th Day of May , 2022

(JAY SINGH BARDIA)

Managing Director

DIN: 00467932

AUDITED FINANCIAL RESULTS FOR THE QUARTER ENDED 31.03.2022

NOTES:

1. The above results have been reviewed by the Audit Committee and approved by the Board of Directors of the Company at their respective Meetings held on 30th May, 2022. The Statutory Auditors have carried out a statutory Audit of the results for the quarter and year ended 31st March, 2022.
2. The Company has considered the possible risk that may result from the pandemic relating to Covid-19 and expects to recover the carrying amount of all its assets including inventories, receivables, investments and other financial and non-financial assets in the ordinary course of business based on the internal and external information available upto the date of approval of these financial results. The Company is continuously monitoring any material changes in future economic conditions.
3. The figures of the quarter ended 31st March 2022 and 31st March 2021 are the balancing figures between the audited figures in respect to the full Financial year and the published figures of nine months ending 31st December, 2021 and 31st December, 2020 respectively which were subject to limited review by the statutory auditors.
4. Previous period figures have been re-grouped / re-classified to make them comparable to the current period presentation.
5. This is to inform you that we have received the final insurance claim of Rs. 373.80 Lakhs against loss due to fire incident occurred in our Tyre Div/Unit situated at Falta Special Economic Zone (FSEZ), Plot no. 31 & 32, Sector-1, 24 Parganas (South), West Bengal-743504 on 11th April, 2021.
6. Revenue from operations is accounted Net of Trade Discounts/ Trade Incentives.

Place : Kolkata.

Date : 30th May 2022

For & On behalf of Board



(JAY SINGH BARDIA)

Managing Director

DIN : 00467932

INDEPENDENT AUDITORS' REPORT

TO THE BOARD OF DIRECTORS OF KRYPTON INDUSTRIES LIMITED

Report on the audit of the Consolidated Annual Financial Results

Opinion

We have audited the accompanying consolidated annual financial results of Krypton Industries Limited (hereinafter referred to as the "Holding Company") and its subsidiary (Holding Company and its subsidiary together referred to as "the Group") for the year ended 31 March 2022, attached herewith, being submitted by the Holding Company pursuant to the requirement of Regulation 33 of the SEBI (Listing Obligations and Disclosure Requirements) Regulations, 2015, as amended ('Listing Regulations').

In our opinion and to the best of our information and according to the explanations given to us and based on the consideration of reports of other auditor on separate audited financial statement of the subsidiary, the aforesaid consolidated annual financial results:

- a. include the annual financial results of the following entity:
Subsidiary
"Krypton Europe s.r.o."
- b. are presented in accordance with the requirements of Regulation 33 of the Listing Regulations in this regard; and
- c. give a true and fair view in conformity with the recognition and measurement principles laid down in the applicable Indian Accounting Standards, and other accounting principles generally accepted in India, of consolidated net profit and other comprehensive income and other financial information of the Group for the year ended 31 March 2022



Basis for Opinion

We conducted our audit in accordance with the Standards on Auditing ("SAs") specified under section 143(10) of the Companies Act, 2013 ("the Act"). Our responsibilities under those SAs are further described in the *Auditor's Responsibilities for the Audit of the Consolidated Annual Financial Results* section of our report. We are independent of the Group in accordance with the Code of Ethics issued by the Institute of Chartered Accountants of India together with the ethical requirements that are relevant to our audit of the financial statements under the provisions of the Act, and the Rules thereunder, and we have fulfilled our other ethical responsibilities in accordance with these requirements and the Code of Ethics. We believe that the audit evidence obtained by us along with the consideration of audit report of the other auditor referred to in sub paragraph (a) of the "Other Matters" paragraph below, is sufficient and appropriate to provide a basis for our opinion on the consolidated annual financial results.

Management's and Board of Directors' Responsibilities for the Consolidated Annual Financial Results

These consolidated annual financial results have been prepared on the basis of the consolidated annual financial statements.

The Holding Company's Management and the Board of Directors are responsible for the preparation and presentation of these consolidated annual financial results that give a true and fair view of the consolidated net profit/ loss and other comprehensive income and other financial information of the Group in accordance with the recognition and measurement principles laid down in Indian Accounting Standards prescribed under Section 133 of the Act and other accounting principles generally accepted in India and in compliance with Regulation 33 of the Listing Regulations.



The respective Management and Board of Directors of the companies included in the Group are responsible for maintenance of adequate accounting records in accordance with the provisions of the Act for safeguarding of the assets of each company and for preventing and detecting frauds and other irregularities; selection and application of appropriate accounting policies; making judgments and estimates that are reasonable and prudent; and the design, implementation and maintenance of adequate internal financial controls, that were operating effectively for ensuring accuracy and completeness of the accounting records, relevant to the preparation and presentation of the consolidated annual financial results that give a true and fair view and are free from material misstatement, whether due to fraud or error, which have been used for the purpose of preparation of the consolidated annual financial results by the Management and the Directors of the Holding Company, as aforesaid .

In preparing the consolidated annual financial results, the Management and the respective Board of Directors of the companies included in the Group are responsible for assessing the ability of each company to continue as a going concern, disclosing, as applicable, matters related to going concern and using the going concern basis of accounting unless the respective Board of Directors either intends to liquidate the company or to cease operations, or has no realistic alternative but to do so.

The respective Board of Directors of the companies included in the Group is responsible for overseeing the financial reporting process of each company.

Auditor's Responsibilities for the Audit of the Consolidated Annual Financial Results

Our objectives are to obtain reasonable assurance about whether the consolidated annual financial results as a whole are free from material misstatement, whether due to fraud or error, and to issue an auditor's report that includes our opinion. Reasonable assurance is a high level of assurance, but is not a guarantee that an audit conducted in accordance with SAs will always detect a material misstatement when it exists. Misstatements can arise from fraud or error and are considered material if, individually or in the aggregate, they could reasonably be expected to influence the economic decisions of users taken on the basis of these consolidated annual financial results.



As part of an audit in accordance with SAs, we exercise professional judgment and maintain professional skepticism throughout the audit. We also:

- Identify and assess the risks of material misstatement of the consolidated annual financial results, whether due to fraud or error, design and perform audit procedures responsive to those risks, and obtain audit evidence that is sufficient and appropriate to provide a basis for our opinion. The risk of not detecting a material misstatement resulting from fraud is higher than for one resulting from error, as fraud may involve collusion, forgery, intentional omissions, misrepresentations, or the override of internal control.
- Obtain an understanding of internal control relevant to the audit in order to design audit procedures that are appropriate in the circumstances. Under Section 143(3) (i) of the Act, we are also responsible for expressing our opinion through a separate report on the complete set of financial statements on whether the company has adequate internal financial controls with reference to financial statements in place and the operating effectiveness of such controls.
- Evaluate the appropriateness of accounting policies used and the reasonableness of accounting estimates and related disclosures in the consolidated financial results made by the Management and Board of Directors.
- Conclude on the appropriateness of the Management and Board of Directors use of the going concern basis of accounting and, based on the audit evidence obtained, whether a material uncertainty exists related to events or conditions that may cast significant doubt on the appropriateness of this assumption. If we conclude that a material uncertainty exists, we are required to draw attention in our auditor's report to the related disclosures in the consolidated annual financial results or, if such disclosures are inadequate, to modify our opinion. Our conclusions are based on the audit evidence obtained up to the date of our auditor's report. However, future events or conditions may cause the Group and its associates to cease to continue as a going concern.
- Evaluate the overall presentation, structure and content of the consolidated annual financial results, including the disclosures, and whether the consolidated annual financial results represent the underlying transactions and events in a manner that achieves fair presentation.



- Obtain sufficient appropriate audit evidence regarding the financial results/financial information of the entities within the Group to express an opinion on the consolidated annual financial results. We are responsible for the direction, supervision and performance of the audit of financial information of such entity included in the consolidated financial results of which we are the independent auditors. For the other entity included in the consolidated annual financial results, which have been audited by other auditors, such other auditors remain responsible for the direction, supervision and performance of the audits carried out by them. We remain solely responsible for our audit opinion. Our responsibilities in this regard are further described in para (a) of the section titled "Other Matters" in this audit report.

We communicate with those charged with governance of the Holding Company included in the consolidated annual financial results of which we are the independent auditors regarding, among other matters, the planned scope and timing of the audit and significant audit findings, including any significant deficiencies in internal control that we identify during our audit.

We also provide those charged with governance with a statement that we have complied with relevant ethical requirements regarding independence, and to communicate with them all relationships and other matters that may reasonably be thought to bear on our independence, and where applicable, related safeguards.

We also performed procedures in accordance with the circular No CIR/CFD/CMDI/44/2019 issued by the SEBI under Regulation 33(8) of the Listing Regulations, as amended, to the extent applicable.

Other Matters

- (a) The consolidated annual financial results include the audited financial results of one Subsidiary, whose financial statements/financial information reflect total assets (before consolidation adjustments) of Rs. 178.37 Lakhs as at 31 March 2022, total revenue (before consolidation adjustments) of Rs. 449.84 Lakhs, total net loss after tax (before consolidation adjustments) of Rs. 19.74 Lakhs and net cash outflows of Rs. 96.68 Lakhs for the year ended on that date, as considered in the consolidated annual financial results, which have been audited by their respective independent auditors.



The Subsidiary is located outside India whose financial statements and other financial information have been prepared in accordance with accounting principles generally accepted in its respective country and which have been audited by other auditor under generally accepted auditing standards applicable in its respective country. The Holding Company's management has converted the financial statements of such subsidiary located outside India from accounting principles generally accepted in its respective country to accounting principles generally accepted in India. We have audited these conversion adjustments made by the Holding Company's management. Our opinion, in so far as it relates to the balances and affairs of its Subsidiary located outside India is based on the report of such other auditor and the conversion adjustments prepared by the management of the Holding Company and audited by us.

Our opinion on the consolidated annual financial results is not modified in respect of the above matters with respect to our reliance on the work done and the reports the other auditor.

(b) The consolidated annual financial results include the results for the quarter ended 31 March 2022 being the balancing figure between the audited figures in respect of the full financial year and the published unaudited year to date figures up to the third quarter of the current financial year which were subject to limited review by us.

Place: Kolkata

Date: May 30, 2022



For P.K. Luharuka and Co.

Chartered accountants

Firm Registration Number: 322020E



Pradeep Kumar Luharuka
Membership Number: 055782
UDIN- 22055782AJWITN3951

KRYPTON INDUSTRIES LTD.

CIN : L25199WB1990PLC048791

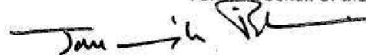
Regd. Office: Plot No.31 & 32, Falta Special Economic Zone,
Sector-1, 24 Parganas (S) Pin - 743504

Head Office : 410, Vardaan Building, 25A, Camac Street, Kolkata-700 016

Statement of Consolidated Audited Results for the Quarter & Year ended March 31, 2022

(Rs in Lakhs except EPS)						
	Particulars	QUARTER ENDED	QUARTER ENDED	QUARTER ENDED	YEAR ENDED	YEAR ENDED
		31-Mar-22	31-Dec-21	31-Mar-21	31-Mar-22	31-Mar-21
		(Unaudited)	(Unaudited)	(Unaudited)	(Audited)	(Audited)
	Income from operations					
1	Revenue from operations	1,383.94	1,175.16	1,348.28	4,360.44	4,257.23
2	Other income	389.21	9.79	160.18	401.90	241.29
3	Total Revenue	1,773.15	1,184.95	1,508.46	4,762.34	4,498.52
4	Expenses					
	(a) Cost of materials consumed	387.05	571.87	147.55	1,813.03	1,305.52
	(b) Purchases of stock-in-trade	16.87	32.21	378.68	192.00	945.97
	(c) Changes in inventories of finished goods, work-in-progress and stock-in-trade	182.39	(3.06)	335.92	77.09	141.86
	(d) Power & Fuel	25.91	21.96	22.76	85.80	80.37
	(e) Employee benefits expense	173.55	153.69	278.50	593.65	635.60
	(f) Finance Cost	49.09	46.21	59.18	161.52	179.02
	(g) Depreciation and amortization expense	102.23	34.07	47.22	204.45	160.15
	(h) Other expenses	443.33	281.27	348.20	1,152.69	834.85
	Total expenses	1,380.42	1,138.22	1,618.01	4,280.23	4,283.34
5	Profit / (Loss) before exceptional & extra ordinary items and Tax (3-4)	392.73	46.73	(109.55)	482.11	215.18
6	Exceptional Items	21.51	-	-	(362.64)	-
7	Profit / (Loss) before extra ordinary items and tax (5 - 6)	414.24	46.73	(109.55)	119.47	215.18
8	Tax expense	38.96	7.80	(16.78)	50.96	26.96
9	Net Profit / (Loss) for the period (7 - 8)	375.28	38.93	(92.77)	68.51	188.22
10	Other Comprehensive Income (net of tax Expense)	(1.57)	2.50	15.85	3.69	(2.83)
11	Total Comprehensive Income for the period (09+10)	373.71	41.43	(76.92)	72.20	185.39
12	Paid-up equity share capital (Face Value of Rs. 10 each)	1,469.71	1,469.71	1,469.71	1,469.71	1,469.71
13	Reserve excluding Revaluation Reserves as per balance sheet of previous accounting year				1,518.88	1,445.01
14	Earnings per share (before and after extraordinary items) (of 10/- each) (not annualised):					
	(a) Basic*	2.55*	0.27*	(0.63)*	0.48	1.17
	(b) Diluted*	2.55*	0.27*	(0.63)*	0.48	1.17
	* Not Annualised					
Profit for the year attributable to:						
	Owners of the company	374.77	39.65	(83.33)	70.21	171.91
	Non-controlling interest	0.51	(0.72)	(9.43)	(1.70)	16.31
Other Comprehensive Income for the year attributable to:						
	Owners of the Company	-1.53	2.41	14.66	3.66	(2.50)
	Non - Controlling Interest	(0.04)	0.09	1.22	0.03	(0.33)
Total Comprehensive Income for the year attributable to:						
	Owners of the Company	373.24	42.06	(68.67)	73.87	169.41
	Non - Controlling Interest	0.47	(0.63)	(8.24)	(1.67)	15.98

For & on behalf of the Board



Place : Kolkata

Date: The 30th Day of May, 2022

(JAY SINGH BARDIA)

Managing Director


DIN:00467932

KRYPTON INDUSTRIES LIMITED
CONSOLIDATED SEGMENT WISE REVENUE, RESULTS AND CAPITAL EMPLOYED

FOR THE QUARTER & YEAR ENDED 31st March 2022

PARTICULARS	QUARTER ENDED Un-audited	QUARTER ENDED Un-audited	QUARTER ENDED Un-audited	YEAR ENDED Audited	YEAR ENDED Audited
	31-03-2022	31-12-2021	31.03.2021	31.03.2022	31.03.2021
A.PRIMARY SEGMENT					
1). Segment Revenue					
a) Tyre, Rim & Wheels	1,993.59	1313.92	1,687.99	5,368.76	4,888.49
b) Footwear	6.99	33.02	23.26	100.89	81.92
c) Hospital Equipments	629.42	478.47	327.26	1,647.40	855.49
Gross Sales	2,630.00	1,825.41	2,038.51	7,117.05	5,825.90
Less: Inter Segment Revenue	(1,246.06)	(650.25)	(690.23)	(2,756.61)	(1,568.67)
External Sales	1,383.94	1,175.16	1,348.28	4,360.44	4,257.23
Net Sales/Income from Operation	1,383.94	1,175.16	1,348.28	4,360.44	4,257.23
2. Segment Results					
Profit/ (Loss) before Tax & Interest					
a) Tyre, Rim & Wheels	505.31	198.04	27.85	523.95	569.72
b) Footwear	(54.25)	(60.78)	(22.62)	(197.65)	(122.74)
c) Hospital Equipments	12.27	(44.32)	(55.59)	(45.31)	(52.78)
Total Profit before Tax & Interest	463.33	92.94	(50.36)	280.99	394.20
Less : Interest	49.09	46.21	59.19	161.52	179.02
Profit before Tax	414.24	46.73	(109.55)	119.47	215.18
3. CAPITAL EMPLOYED					
(Segment Assets-Segment Liabilities)					
a) Tyre,Rim & Wheels	1,887.74	1648.83	2,142.03	1,887.74	2,142.03
b) Footwear	1,085.38	824.18	1,026.51	1,085.38	1,026.51
c) Hospital Equipments	682.93	878.26	459.34	682.93	459.34
	3,656.05	3,351.27	3,627.88	3,656.05	3,627.88

For & on behalf of the Board



(JAY SINGH BARDIA)
Managing Director
DIN:00467932

Place : Kolkata
Date : The 30th Day of May , 2022


KRYPTON INDUSTRIES LIMITED

Statement of Assets & Liabilities

Rs(in Lakhs)

Particulars		As on 31.03.2022	As on 31.03.2021
I	ASSETS		
1	Non-Current Assets		
	(a) Property, Plant and Equipment	1560.81	1,522.71
	(b) Right of use Assets	32.6	53.20
	(c) Capital Work-In-Progress	-	70.26
	(c) Financial Assets		
	(i) Investments	12.03	10.50
	(ii) Long term Loans	196.30	120.15
	(iii) Other Financial Assets	35.62	39.65
	(d) Non-Current Tax Assets	52.86	57.28
	(e) Other non-current assets	21.97	2.50
	Sub total non current Assets	1,912.19	1,876.25
2	Current Assets		
	(a) Inventories	1,461.44	1,848.57
	(b) Financial Assets		
	(i) Investments		
	(ii) Trade Receivables	768.18	666.09
	(iii) Cash & Cash Equivalents	96.93	214.26
	(iv) Bank Balances Other than (iii) above	55.53	62.02
	(v) Short Term Loans	22.90	37.51
	(vi) Other Financial assets	31.37	79.17
	(c) Current Tax Assets	368.45	300.67
	(d) Other current Assets	380.33	432.06
	Sub total current Assets	3,185.13	3,640.35
	Total Assets	5,097.32	5,516.60
II	EQUITY AND LIABILITIES		
1	Equity		
	(a) Equity share capital	1,469.71	1,469.71
	(b) Other Equity	1,518.88	1,445.01
	(c) Non-controlling Interest	17.60	19.21
	Sub Total Equity	3,006.19	2,933.93
2	Liabilities		
	Non-Current Liabilities		
	(a) Financial Liabilities: Borrowings		
	(i) Borrowings	470.56	556.41
	(ii) Other Financial Liabilities	-	-
	(iii) Lease Liabilities	19.59	37.24
	(b) Long Term Provisions	65.86	61.21
	(c) Deferred tax Liabilities(net)	93.85	45.22
	(d) Other non-current liabilities - -	-	2.20
	Sub Total-Non Current Liabilities	649.86	702.28
3	Current Liabilities		
	(a) Financial Liabilities		
	(i) Borrowings	644.98	746.41
	(ii) Trade payables	-	-
	Total Dues to Micro & Small Enterprise	55.60	39.00
	Total due other than Micro & Small Enterprise	421.46	510.81
	(iii) Other financial liabilities	200.65	436.64
	(iv) Lease Liability	17.65	20.66
	(b) Other current liabilities	49.01	55.76
	(c) Current tax liabilities (Net)	6.20	37.73
	(d) Provisions	45.72	33.38
	Sub Total Current Liabilities	1,441.27	1,880.39
	Total Equity and liabilities	5,097.32	5,516.60

for & on behalf of Board

Tan 

Place: Kolkata

Date: 30th May, 2022

(Jay Singh Bardia)

Managing Director


DIN:00467932

KRYPTON INDUSTRIES LIMITED**Statement of Consolidated Cash Flow Statement for the year ended 31st March, 2022**

	As At 31.03.2022 (Rs.in Lakhs)	As At 31.03.2021 (Rs.in Lakhs)
A.CASH FLOW FROM OPERATING ACTIVITIES		
Profit before Tax	119.47	215.18
Adjustment for :		
Finance Costs	155.15	179.02
Unrealized Foreign exchange gain/(loss)	1.85	(3.22)
Provision for expected credit loss on receivables	19.08	8.54
Depreciation and Amortization Expenses	154.08	160.15
Other Income	-	(3.27)
Current Service Cost for Gratuity	6.77	8.65
Rental Income	-	(9.13)
Liabilities/Provisions written back	22.92	(9.53)
Interest Income	(15.18)	(13.52)
Profit on Sale of Assets	(5.01)	(0.30)
Net (gain)/loss on fair value changes of investments measured at FVTPL	(1.52)	(0.23)
Operating profit before working capital changes	457.61	532.35
Changes in working Capital:		
Inventories	387.12	27.26
Trade and other Receivables	(108.88)	54.06
Trade and other Payables	(72.75)	299.11
(Increase)/Decrease in Loans	(61.54)	(8.84)
(Increase)/Decrease in Financial Assets	58.33	(44.31)
(Increase)/Decrease in other Assets	(31.11)	(222.93)
Increase/(Decrease) in other Financial Liabilities	26.79	36.62
Increase/(Decrease) in other Liabilities	(40.48)	(194.05)
Increase/(Decrease) in Lease Liabilities	(34.48)	(30.83)
Increase/(Decrease) in Provisions	17.00	19.94
Cash generation from Operation	597.61	468.38
Payment of Direct Taxes (net)	-	-
Net Cash generated/ (used) - Operating Activities	597.61	468.38
B.CASH FLOW FROM INVESTMENT ACTIVITIES		
Purchase of Fixed Assets	(174.58)	(168.96)
Capital work in progress	70.26	(44.20)
Sale of Fixed Assets	8.23	3.40
Assets Written off	-	66.21
Transaction with Non-Controlling Interest	(1.61)	18.02
Others	-	(53.87)
Purchase of Investments	-	-
Rent received	-	9.13
Interest Received	1.22	3.57
Net Cash Generated/ (Used) - Investing Activities	(96.48)	(166.70)
C.CASH FLOW FROM FINANCING ACTIVITIES		
Payment towards Lease Liability (net)	(32.80)	(7.68)
Repayment of Long-term Borrowings	(477.85)	116.50
Proceeds of Long-term Borrowings	392.00	-
Proceeds/ Repayment of Short-term Borrowings (Net)	(364.22)	(97.57)
Finance Cost Paid	(135.59)	(157.17)
Net Cash Generated/ (Used) - Financing Activities	(618.46)	(145.92)
Net Increase/ (Decrease) in Cash and Cash Equivalents	(117.33)	155.76
Add : Opening Cash and Cash Equivalents	214.26	58.50
Closing Cash and Cash Equivalents	96.93	214.26

*Figures have been regrouped/ rearranged wherever necessary.

for & on behalf of Board



Place: Kolkata

Date : The 30th Day of May , 2022

(JAY SINGH BARDIA)

Managing Director

DIN: 00467932

AUDITED CONSOLIDATED FINANCIAL RESULTS FOR THE QUARTER & YEAR ENDED 31.03.2022

NOTES:

1. The above results have been reviewed by the Audit Committee and approved by the Board of Directors of the Company at their respective Meetings held on 30th May, 2022. The Statutory Auditors have carried out a statutory Audit of the results for the quarter and year ended 31st March, 2022.
2. The Company has considered the possible risk that may result from the pandemic relating to Covid-19 and expects to recover the carrying amount of all its assets including inventories, receivables, investments and other financial and non-financial assets in the ordinary course of business based on the internal and external information available upto the date of approval of these financial results. The Company is continuously monitoring any material changes in future economic conditions.
3. The figures of the quarter ended 31st March 2022 and 31st March 2021 are the balancing figures between the audited figures in respect to the full Financial year and the published figures of nine months ending 31st December, 2021 and 31st December, 2020 respectively which were subject to limited review by the statutory auditors.
4. Previous period figures have been re-grouped / re-classified to make them comparable to the current period presentation.
5. This is to inform you that we have received the final insurance claim of Rs. 373.80 Lakhs against loss due to fire incident occurred in our Tyre Div/Unit situated at Falta Special Economic Zone (FSEZ), Plot no. 31 & 32, Sector-1, 24 Parganas (South), West Bengal-743504 on 11th April, 2021.
6. Revenue from operations is accounted Net of Trade Discounts/ Trade Incentives
7. The Consolidated Results include results of its subsidiary of Krypton Europe SRO.

Place : Kolkata.
Date : 30th May 2022

For & On behalf of Board



(JAY SINGH BARDIA)
Managing Director
DIN : 00467932