

Ref. No. JPL/CS/1659/2020

Date: 30th October, 2020.

To
BSE Ltd.
P.J. Towers, Dalal Street,
Mumbai - 400 001.

Sub.: Outcome of Board Meeting held today, i.e. 30th October, 2020- Unaudited Financial Results for the Quarter and half year ended on 30th September, 2020.

Reg.: Regulation 30(2) & 33 of SEBI (Listing Obligations and Disclosure Requirements) Regulation, 2015.


Dear Sir,

1. The Unaudited Financial Statments for the quarter and half year ended on 30th September, 2020 have been approved and adopted by the Board, on the recommendation of Audit Committee, vide their meeting held on even date. The same has been attached herewith in the format required under Regulation 33(4) of SEBI (Listing Obligations and Disclosure Requirements) Regulation, 2015, alongwith statement of Cash Flow and Assets & Liabilities for the half year ended on 30th September, 2020.
2. The Limited Audit Review Report of Auditors of the Company, on the unaudited financial results for the quarter ended on 30th September, 2020, is also attached.

Kindly take on record the above and acknowledge.

Thanking you,

Yours faithfully,
For Jenburkt Pharmaceuticals Limited,



ASHISH R. SHAH
Company Secretary and Compliance officer.

Encl.: As stated above.

 Science hai toh Hope hai  Hope hai toh Health hai  Health hai toh Happiness hai 

Statement of Standalone Unaudited Financial Results for the Quarter & Half Year Ended on 30/09/2020

Rs. In Lacs other than EPS

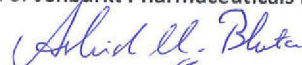
Sr. No.	Particulars	Quarter Ended			Year To Date		Year Ended
		30-09-2020	30-06-2020	30-09-2019	30-09-2020	30-09-2019	31-03-2020
		Unaudited	Unaudited	Unaudited	Unaudited	Unaudited	Audited
1	Revenue from Operations	3048.48	1743.12	3418.13	4791.60	5501.87	11889.09
2	Other Income	102.25	97.59	85.95	199.84	209.75	421.83
3	Total income	3150.73	1840.71	3504.08	4991.44	5711.62	12310.92
4	Expenses						
	(a) Cost of Materials Consumed	158.18	133.73	246.44	291.91	486.42	965.21
	(b) Purchase of Stock-in-trade	709.97	475.11	660.87	1185.08	1304.92	2390.22
	(c) Changes in inventories of Finished Goods, Stock-in-trade and WIP	48.71	-183.70	56.64	-134.99	-154.98	-48.74
	(d) Employee benefit expenses	791.60	810.10	913.62	1601.70	1795.91	3651.02
	(e) Finance Costs	12.35	11.15	19.32	23.50	26.06	52.56
	(f) Depreciation and Amortisation Expense	50.57	49.41	53.72	99.98	106.56	229.93
	(g) Other expenses	622.91	445.15	798.06	1068.06	1389.06	2956.94
	Total Expenses	2394.29	1740.95	2748.67	4135.24	4953.95	10197.14
5	Profit before tax	756.44	99.76	755.41	856.20	757.67	2113.78
6	Tax Expense						
	(i) Current Tax	200.00	30.00	200.00	230.00	200.00	576.00
	(ii) Income Tax for previous years	0.00	8.51	1.79	8.51	1.79	13.89
	(ii) Deferred Tax	-10.76	-39.55	-1.63	-50.31	-5.56	36.93
7	Profit after tax for the period	567.20	100.80	555.25	668.00	561.44	1486.96
8	Other Comprehensive Income						
	(i) Items that will not be reclassified to profit or loss	26.78	73.22	-6.78	100.00	2.63	-209.68
	(ii) Income Tax relating to Items that will not be reclassified to profit or loss	5.38	12.68	-19.18	18.06	0.00	-23.70
9	Total Comprehensive Income for the period	599.36	186.70	529.29	786.06	564.07	1253.57
10	Paid up Equity Share Capital (F.V. Rs.10/- each)	458.94	458.94	458.94	458.94	458.94	458.94
11	Earnings Per Share (in Rs.) (F.V. Rs.10/-) Basic and Diluted	12.36	2.20	12.10	14.56	12.23	32.40

Notes:

- The above statement of standalone unaudited financial results were reviewed and recommended by the Audit Committee and approved by the Board of Directors at their respective meeting held on 30th October, 2020.
- The Company is dealing exclusively in Pharmaceuticals business segment, hence segment wise reporting is not applicable.
- The figures of the previous year/period have been regrouped/rearranged to render them comparable with figures of the current period.
- The Statement of Assets And Liabilities and Cashflow Statement as at 30th Sept 2020 are annexed as Annexure A & B respectively.

Place : Mumbai
Date : 30th October 2020

By order of the Board
For Jenburkt Pharmaceuticals Ltd.


(ASHISH U BHUTA)
Chairman & Managing Director

Science hai toh Hope hai Hope hai toh Health hai Health hai toh Happiness hai

Head Office: 93, J. P. Road, Andheri (West), Mumbai - 400 058. Ph.: 67 603 603 (100 Lines) • Fax: 91-22-6694 3127

Email: info@jenburkt.com

www.jenburkt.com

CIN No. L24230MH1985PLC036541

Statement of Standalone Assets & Liabilities as on 30/09/2020

			Rs in Lacs	
		Particulars	30/09/2020	31/03/2020
			(Audited)	(Audited)
		ASSETS		
(1)		Non Current Assets		
	(a)	Property, Plants & Equipments	887.60	890.00
	(b)	Right to Use Asset	177.31	198.51
	(c)	Goodwill	0.14	0.14
	(d)	Other Intangible assets	68.29	84.13
	(e)	Capital Work In Progress	15.23	11.81
	(f)	Financial Assets		
	(i)	Investments	303.25	249.67
	(ii)	Loans	12.08	6.98
	(iii)	Other Financial assets	22.93	22.05
	(f)	Deferred tax assets (Net)	44.56	(23.82)
	(g)	Other non-current assets	19.99	13.23
(2)		Current assets		
	(a)	Inventories	1,313.27	1,089.87
	(b)	Financial Assets		
	(i)	Investments	223.61	157.19
	(ii)	Trade receivables	1,280.75	1,782.98
	(iii)	Cash and cash equivalents	304.48	253.40
	(iv)	Bank balance other than (iii)	6,254.35	5,515.73
	(v)	Loans	28.46	21.86
	(vi)	Others	27.93	27.96
	(c)	Other current assets	104.82	105.28
		Total Assets	11,089.06	10,406.98
		EQUITY AND LIABILITIES		
		Equity		
	(a)	Equity Share capital	458.94	458.94
	(b)	Other Equity - Reserves & Surplus	8,327.57	7,541.49
		LIABILITIES		
(1)		Non current liabilities		
	(a)	Other non-current Financial liabilities	426.46	426.46
(2)		Current Liabilities		
	(a)	Financial Liabilities		
	(i)	Borrowings	219.91	343.89
	(ii)	Trade payables		
	(A)	Total outstanding dues of Micro Enterprises and Small Enterprises; and	(0.33)	1.85
	(B)	Total outstanding dues of creditors other than Micro Enterprises and Small Enterprises.	602.10	520.79
	(iii)	Other financial liabilities	586.59	621.05
	(b)	Other current liabilities	162.79	231.14
	(c)	Provisions	236.63	217.31
	(d)	Current tax liabilities (Net)	68.39	44.05
		Total Equity and Liabilities	11,089.06	10,406.98

By order of the Board
For Jenburkt Pharmaceuticals Ltd.



(ASHISH U BHUTA)

CHAIRMAN AND MANAGING DIRECTOR




Jenburkt Pharmaceuticals Ltd.
Annexure - B
Cashflow Statement as on 30/09/2020

Rs in Lacs

		30/09/2020	31/03/2020
A.	CASH FLOW FROM OPERATING ACTIVITIES :		
a	Net Profit before tax	856.20	2,113.78
	Adjustments for :		
	Depreciation and Amortisation Expense	99.98	229.93
	Finance Cost	23.50	52.56
	Interest Income	(190.81)	(363.53)
	Dividend income	(0.03)	(4.86)
	Provision/write off for doubtful trade receivables/advances	(7.05)	-
	Net unrealised foreign exchange gain	(8.52)	(36.52)
	Operating profit (Loss) before working capital changes	773.28	1,991.36
b	MOVEMENTS IN WORKING CAPITAL		
	Increase or (Decrease) in Inventories	(223.40)	(106.75)
	Increase or (Decrease) in Trade Receivables	509.28	506.51
	Increase or (Decrease) in Other (Current & Non Current) Assets	(7.14)	(9.79)
	Increase or (Decrease) in Trade Payables	79.13	(132.25)
	Increase or (Decrease) in Bank Borrowings	(123.98)	(403.05)
	Increase or (Decrease) in Other (Current & Non Current) Liabilities	(94.29)	236.01
	Increase or (Decrease) in Provisions	119.33	(33.89)
c	Cash used in operation	1,032.20	2,048.16
	Income Taxes paid (Net of Refund)	(214.16)	(546.47)
	Net cash used in operating activities (A)	818.04	1,501.68
B.	CASH FLOW FROM INVESTING ACTIVITIES :		
	Payments for purchase of Property, Plant and Equipment (Including Capital Work in Progress, Intangible Assets and Intangible Assets in Development)	(63.95)	(455.44)
	Proceeds from disposal of property, plant and equipment and intangible assets	(0.00)	99.10
	Purchase of Investments	(120.01)	(2,125.79)
	Proceeds from Sale / Redemption of Investments	-	2,256.65
	Other Bank balances not considered as cash and cash equivalents		
	Bank Fixed Deposit made during the year	(3,559.14)	(5,172.48)
	Bank Fixed Deposit matured during the year	2,903.49	4,885.55
	Current & Non Current Financial Loans (Net employee loans given / recovered)	(11.71)	19.59
	Interest Received	99.85	200.40
	Dividend Received	0.03	4.86
	Net cash generated by investing activities (B)	(751.45)	(287.57)
C.	CASH FLOW FROM FINANCING ACTIVITIES :		
	Finance Cost	(23.50)	(52.56)
	Dividend paid	7.99	(858.19)
	Tax on Dividend paid	-	(172.64)
	Net cash used in financing activities (C)	(15.51)	(1,083.39)
	NET INCREASE/DECREASE IN CASH AND CASH EQUIVALENT (A+B+C)	51.08	130.72
	Cash and cash equivalent at the beginning of the year (1st April, 2020)	253.40	122.68
	Cash and cash equivalent as at the end of the year (30th September, 2020)	304.48	253.40
		51.08	130.72

By order of the Board
For Jenburkt Pharmaceuticals Ltd.


(ASHISH U BHUTA)
CHAIRMAN AND MANAGING DIRECTOR

D.R.MEHTA & ASSOCIATES

(CHARTERED ACCOUNTANTS)

H-2, EVEREST BUILDING, 9TH FLOOR, TARDEO CIRCLE, MUMBAI - 400034

TEL: 23513758 / 23520330 FAX: 66607263, 9322508373, ashok@drmehta.in

Limited Review Report on Unaudited Quarterly Standalone Financial Results of **Jenburkt Pharmaceuticals Limited** under Regulation 33 of the SEBI (Listing Obligations and Disclosure Requirements) Regulation 2015

To the Board of Directors of

Jenburkt Pharmaceuticals Limited

We have reviewed the accompanying statement of unaudited standalone financial results of **JENBURKT PHARMACEUTICALS LTD** for the quarter ended 30th September 2020 ('the statement').

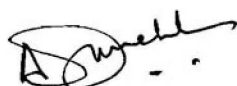
This statement is the responsibility of the Company's Management and has been approved by the Board of Directors, has been prepared in accordance with the recognition and measurement principles laid down in Indian Accounting Standard 34, (Ind AS 34) "Interim Financial Reporting" prescribed under Section 133 of the Companies Act, 2013 as amended, read with relevant rules issued thereunder and other accounting principles generally accepted in India. Our responsibility is to issue a report on the Statement based on our review.

We conducted our review of the Statement in accordance with the Standard on Review Engagements (SRE) 2410 "Review of Interim Financial Information Performed by the Independent Auditor of the Entity", issued by the Institute of Chartered Accountants of India. This standard requires that we plan and perform the review to obtain moderate assurance as to whether the financial statements are free of material misstatement. A review is limited primarily to inquiries of company personnel and analytical procedures applied to financial data and thus provides less assurance than an audit. We have not performed an audit and accordingly, we do not express an audit opinion.

Based on our review conducted as above, nothing has come to our attention that causes us to believe that the accompanying statement of unaudited financial results prepared in accordance with applicable accounting standards and other recognized accounting practices and policies has not disclosed the information required to be disclosed in terms of Regulation 33 of the SEBI (Listing Obligations and Disclosure Requirements) Regulations, 2015 including the manner in which it is to be disclosed, or that it contains any material misstatement.

Our conclusion is not modified in respect of this matter.

For **D.R.Mehta & Associates**,
Chartered Accountants
(Firm Reg. No. 106207W)



Partner

Ashok Mehta

(Membership No. 101746)

UDIN: 20101746AAAD A3867

Place: Mumbai

Date: 30th October, 2020.

