

 <b>Indian Bank</b> इलाहाबाद ALLAHABAD निवेशक सेवाएं कक्ष <b>INVESTOR SERVICES CELL</b> वेबसाइट / website: <a href="http://www.indianbank.in">www.indianbank.in</a> ईमेल / e-mail : <a href="mailto:ibinvestorrelations@indianbank.co.in">ibinvestorrelations@indianbank.co.in</a>	कॉर्पोरेट कार्यालय 254-260, अव्वै शंमगम सालै, रायपेट्टा, चेन्नई - 600 014 <b>Corporate Office</b> 254-260, Avvai Shanmugam Salai, Royapettah, Chennai - 600 014 दूरभाष/Phone: 044-28134076/28134698/28134484
---------------------------------------------------------------------------------------------------------------------------------------------------------------------------------------------------------------------------------------------------------------------------------------------------------------------------------------------------------------------------------------	--------------------------------------------------------------------------------------------------------------------------------------------------------------------------------------------------------------------------------

Ref: ISC/418/2020-21

Date: 22.01.2021

The Vice President National Stock Exchange of India Limited "Exchange Plaza", Bandra Kurla Complex, Bandra East Mumbai - 400 051 NSE Symbol : INDIANB	The Vice President BSE Limited Phiroze Jeejibhai Towers Dalal Street Mumbai - 400 001 Scrip Code: 532814
----------------------------------------------------------------------------------------------------------------------------------------------------------------------	-------------------------------------------------------------------------------------------------------------------------

Dear Sir/ Madam,

**Subject: Unaudited (Reviewed) Standalone / Consolidated Financial Results of the Bank for the third quarter and nine months period of FY 2020-21 ended on December 31, 2020**

In terms of SEBI (Listing Obligation and Disclosure Requirements) Regulation, 2015 we are enclosing a copy of Unaudited (Reviewed) Standalone and Consolidated Financial Results of the Bank including Segment Results for the third quarter and nine months period of FY 2020-21 ended on December 31, 2020 along with Limited Review Report of the Statutory Central Auditor of the Bank.

The Financial Results have been reviewed by the Audit Committee of the Board and approved by the Board of Directors in its meeting held on date i.e. 22.01.2021 at Corporate Office, Chennai.

The Board Meeting commenced at 12:15 Hrs and concluded at 13:50 Hrs

This is for your information, record and dissemination please.

Yours faithfully,



(Dina Nath Kumar)

**Asst. General Manager & Company Secretary**

**Encl:** a/a.

**Reviewed Financial Results for the Quarter/ Nine Months ended 31st December 2020**

	Particulars	STANDALONE					(₹ in lakhs)
		Quarter ended			Nine Months Ended		Year ended
		31.12.2020 (Reviewed)	30.09.2020 (Reviewed)	31.12.2019* (Reviewed)	31.12.2020 (Reviewed)	31.12.2019* (Reviewed)	31.03.2020* (Audited)
1	Interest earned (a)+(b)+(c)+(d)	1002452.86	1005737.61	546699.47	3020186.21	1591224.32	2140496.93
	(a) Interest/discount on advances/bills	713295.34	714807.49	405043.08	2143011.26	1189627.11	1593304.15
	(b) Income on investments	280863.74	279474.35	136633.96	837826.31	387627.30	527882.36
	(c) Interest on balances with Reserve Bank of India and other inter bank funds	6879.67	9951.78	4648.88	34856.57	12747.64	17742.66
	(d) Others	1414.11	1503.99	373.55	4492.07	1222.27	1567.76
2	Other Income	139681.23	161174.07	103862.84	433530.62	247082.21	331246.42
A	<b>Total Income (1 + 2)</b>	<b>1142134.09</b>	<b>1166911.68</b>	<b>650562.31</b>	<b>3453716.83</b>	<b>1838306.53</b>	<b>2471743.35</b>
3	Interest Expended	571124.64	591333.79	351180.88	1787024.91	1030858.54	1379855.31
4	Operating Expenses (e) + (f)	261110.30	276082.87	107501.02	781963.49	327969.49	442083.92
	(e) Employees cost	157166.62	175036.84	59300.30	497606.43	184884.12	247296.29
	(f) Other Operating expenses (All items exceeding 10 % of the total expenditure excluding interest expenditure may be shown separately)	103943.68	101046.03	48200.72	284357.06	143085.37	194787.63
B	<b>Total Expenditure (3 + 4) (excluding provisions and contingencies)</b>	<b>832234.94</b>	<b>867416.66</b>	<b>458681.90</b>	<b>2568988.40</b>	<b>1358828.03</b>	<b>1821939.23</b>
C	<b>Operating Profit (A-B) (Profit before Provisions and Contingencies)</b>	<b>309899.15</b>	<b>299495.02</b>	<b>191880.41</b>	<b>884728.43</b>	<b>479478.50</b>	<b>649804.12</b>
D	<b>Provisions (other than tax) and Contingencies</b>	<b>231435.03</b>	<b>228411.63</b>	<b>152926.91</b>	<b>673758.60</b>	<b>323345.52</b>	<b>512531.45</b>
	of which provisions for Non-Performing Assets	73807.52	188019.54	170236.27	444817.01	290547.90	433583.73
E	<b>Exceptional items</b>	0.00	0.00	0.00	0.00	0.00	0.00
F	<b>Profit from ordinary activities before tax (C-D-E)</b>	<b>78464.12</b>	<b>71083.39</b>	<b>38953.50</b>	<b>210969.83</b>	<b>156132.98</b>	<b>137272.67</b>
G	<b>Provision for Taxes</b>	<b>27035.52</b>	<b>29855.09</b>	<b>14237.25</b>	<b>81386.71</b>	<b>59023.62</b>	<b>61936.85</b>
H	<b>Net Profit from Ordinary Activities after tax(F-G)</b>	<b>51428.60</b>	<b>41228.30</b>	<b>24716.25</b>	<b>129583.12</b>	<b>97109.36</b>	<b>75335.82</b>
I	<b>Extraordinary items (net of tax expense)</b>	0.00	0.00	0.00	0.00	0.00	0.00
J	<b>Net Profit for the period (H-I)</b>	<b>51428.60</b>	<b>41228.30</b>	<b>24716.25</b>	<b>129583.12</b>	<b>97109.36</b>	<b>75335.82</b>
5	Paid-up equity share capital (Face Value of each share - ₹10/-)	112936.66	112936.66	60880.06	112936.66	60880.06	60880.06
6	Reserves excluding Revaluation Reserves (as per balance sheet of previous accounting year)	1849262.38	1849262.38	1581336.09	1849262.38	1581336.09	1849262.38
7	<b>Analytical Ratios</b>						
	(i) Percentage of shares held by Government of India	88.06	88.06	83.46	88.06	83.46	83.46
	(ii) Capital Adequacy Ratio (Basel III)	14.06%	13.64%	15.00%	14.06%	15.00%	14.12%
	a) Common Equity Tier (CET) 1 Ratio	10.35%	10.57%	12.80%	10.35%	12.80%	11.78%
	b) Additional Tier 1 Ratio	0.83%	0.17%	0.32%	0.83%	0.32%	0.30%
	(iii) Earnings Per Share						
	(a) Basic and diluted EPS before Extraordinary items (net of tax expenses) for the period, for the year to date and for the previous year (not to be annualized)	**4.55	**3.65	**4.77	**11.47	**19.48	14.33
	(b) Basic and diluted EPS after Extraordinary items for the period, for the year to date and for the previous year (not to be annualized)	**4.55	**3.65	**4.77	**11.47	**19.48	14.33
	(iv) (a) Amount of gross non-performing assets	3523724.31	3619797.46	1386232.21	3523724.31	1386232.21	1415083.98
	(b) Amount of net non-performing assets	853747.65	1005221.97	648758.72	853747.65	648758.72	618423.77
	(c) % of Gross NPAs	9.04	9.89	7.20	9.04	7.20	6.87
	(d) % of Net NPAs	2.35	2.96	3.50	2.35	3.50	3.13
	(v) Return on Assets (annualised %)	0.35	0.28	0.33	0.30	0.45	0.26

\*\* Not annualised

\* Figures of 31.12.2019 and 31.03.2020 are related to standalone Indian Bank financials of pre-amalgamation period, hence not comparable with post amalgamation financials of Sep and Dec 2020



K Ramachandran  
Executive Director

Shenoy Vishwanath V  
Executive Director

Padmaja Chunduru  
Managing Director & CEO

Place : Chennai  
Date : 22.01.2021





Particulars	Quarter Ended			Nine Months Ended		Year Ended
	31.12.2020 (Reviewed)	30.09.2020 (Reviewed)	31.12.2019* (Reviewed)	31.12.2020 (Reviewed)	31.12.2019* (Reviewed)	31.03.2020 * (Audited)
<b>Part A. Business Segments</b>						
<b>I. Segment Revenue</b>						
(a) Treasury Operations	3 36 815.14	3 56 993.68	1 66 509.96	10 54 651.29	4 74 129.41	6 36 025.02
(b) Corporate / Wholesale Banking	5 20 279.94	4 32 834.31	1 99 839.46	13 81 610.16	6 02 136.23	8 25 777.58
(c) Retail Banking	2 74 614.84	3 66 850.76	2 45 527.30	9 85 720.93	7 16 386.03	9 53 264.39
(d) Other Banking operations	10 424.17	10 232.93	9 120.23	31 734.45	16 089.50	27 111.00
<b>Total</b>	<b>11 42 134.09</b>	<b>11 66 911.68</b>	<b>6 20 996.95</b>	<b>34 53 716.83</b>	<b>18 08 741.17</b>	<b>24 42 177.99</b>
<b>Less : Inter segment Revenue</b>						
<b>Income from operations</b>	<b>11 42 134.09</b>	<b>11 66 911.68</b>	<b>6 20 996.95</b>	<b>34 53 716.83</b>	<b>18 08 741.17</b>	<b>24 42 177.99</b>
<b>II. Segment Results- Profit before tax</b>						
(a) Treasury Operations	1 42 681.35	1 47 080.42	57 194.87	4 42 724.13	1 56 604.72	2 09 204.69
(b) Corporate / Wholesale Banking	1 03 468.92	79 760.85	44 295.31	2 47 908.96	1 29 669.97	1 82 477.15
(c) Retail Banking	58 368.22	67 255.65	53 085.01	1 76 746.59	1 51 944.56	2 07 225.60
(d) Other Banking Operations	5 380.66	5 398.10	7 739.86	17 348.75	11 893.89	21 616.31
<b>Total</b>	<b>3 09 899.15</b>	<b>2 99 495.02</b>	<b>1 62 315.05</b>	<b>8 84 728.43</b>	<b>4 50 113.14</b>	<b>6 20 523.75</b>
Add : (i) Other Un-allocable Income	0.00	0.00	29 565.36	0.00	29 565.36	29 565.36
(ii) Exceptional item	0.00	0.00	0.00	0.00	0.00	0.00
Less : Other Un-allocated Expenditure	2 31 435.03	2 28 411.63	1 52 926.91	6 73 758.60	3 23 545.52	5 12 816.44
<b>III.Total Profit Before Tax</b>	<b>78 464.12</b>	<b>71 083.39</b>	<b>38 953.50</b>	<b>2 10 969.83</b>	<b>1 56 132.98</b>	<b>1 37 272.67</b>
<b>Less : Provisions for taxation</b>	27 035.52	29 855.09	14 237.25	81 386.71	59 023.62	61 936.85
<b>IV.Profit after tax</b>	<b>51 428.60</b>	<b>41 228.30</b>	<b>24 716.25</b>	<b>1 29 583.12</b>	<b>97 109.36</b>	<b>75 335.82</b>
<b>V.Other Information</b>						
<b>Segment Assets</b>						
(a) Treasury Operations	2 09 98 237.79	209 51 983.77	90 88 644.56	2 09 98 237.79	90 88 644.56	91 37 017.12
(b) Corporate Banking	2 45 83 157.66	218 02 701.38	96 66 083.29	2 45 83 157.66	96 66 083.29	104 50 234.91
(c) Retail Banking	1 75 22 203.94	178 87 510.42	115 37 344.32	1 75 22 203.94	1 15 37 344.32	117 42 674.02
(d) Other Banking Operations	0.00	0.00	0.00	0.00	0.00	0.00
(e) Unallocated Corporate Assets	(22 64 593.76)	(21 54 178.98)	(2 81 048.83)	(22 64 593.76)	(2 81 048.83)	(3 83 108.61)
<b>Total</b>	<b>6 08 39 005.63</b>	<b>5 84 88 016.59</b>	<b>3 00 11 023.34</b>	<b>6 08 39 005.63</b>	<b>3 00 11 023.34</b>	<b>3 09 46 817.44</b>
<b>Segment Liabilities</b>						
(a) Treasury Operations	1 82 78 252.07	175 54 431.12	79 18 599.11	1 82 78 252.07	79 18 599.11	82 59 087.38
(b) Corporate Banking	2 22 55 408.81	201 42 513.42	88 76 487.67	2 22 55 408.81	88 76 487.67	91 49 387.16
(c) Retail Banking	1 58 63 553.58	165 38 840.66	106 33 095.69	1 58 63 553.58	1 06 33 095.69	103 05 781.19
(d) Other Banking Operations	0.00	0.00	0.00	0.00	0.00	0.00
(e) Unallocated Corporate Liabilities	7 43 965.23	6 07 067.11	2 60 421.59	7 43 965.23	2 60 421.59	10 23 634.85
(f) Capital,Reserves and Surplus	36 97 825.94	36 45 164.28	23 22 419.28	36 97 825.94	23 22 419.28	22 08 926.86
<b>Total</b>	<b>6 08 39 005.63</b>	<b>5 84 88 016.59</b>	<b>3 00 11 023.34</b>	<b>6 08 39 005.63</b>	<b>3 00 11 023.34</b>	<b>3 09 46 817.44</b>
<b>VI.Capital Employed</b>						
<b>(Segment Assets - Segment Liabilities)</b>						
(a) Treasury Operations	27 19 985.72	33 97 552.65	11 70 045.45	27 19 985.72	11 70 045.45	8 77 929.74
(b) Corporate / Wholesale Banking	23 27 748.85	16 60 187.96	7 89 595.62	23 27 748.85	7 89 595.62	13 00 847.75
(c) Retail Banking	16 58 650.36	13 48 669.76	9 04 248.63	16 58 650.36	9 04 248.63	14 36 892.83
(d) Other Banking Operations	0.00	0.00	0.00	0.00	0.00	0.00
(e) Unallocated	(30 08 558.99)	(27 61 246.09)	(5 41 470.42)	(30 08 558.99)	(5 41 470.42)	(14 06 743.46)
<b>Total</b>	<b>36 97 825.94</b>	<b>36 45 164.28</b>	<b>23 22 419.28</b>	<b>36 97 825.94</b>	<b>23 22 419.28</b>	<b>22 08 926.86</b>
<b>Part B - Geographic Segments</b>						
<b>I. Revenue</b>						
a) Domestic Operations	11 34 497.81	11 58 899.76	6 40 040.98	34 28 560.66	18 04 505.26	24 26 913.51
b) Foreign Operations	7 636.28	8 011.92	10 521.33	25 156.17	33 801.27	44 829.84
<b>Total</b>	<b>11 42 134.09</b>	<b>11 66 911.68</b>	<b>6 50 562.31</b>	<b>34 53 716.83</b>	<b>18 38 306.53</b>	<b>24 71 743.35</b>
<b>II. Assets</b>						
a) Domestic Operations	5 94 45 374.79	571 85 642.25	288 32 200.49	5 94 45 374.79	2 88 32 200.49	299 87 518.71
b) Foreign Operations	13 93 630.84	13 02 374.34	11 78 822.85	13 93 630.84	11 78 822.85	9 59 298.73
<b>Total</b>	<b>6 08 39 005.63</b>	<b>5 84 88 016.59</b>	<b>3 00 11 023.34</b>	<b>6 08 39 005.63</b>	<b>3 00 11 023.34</b>	<b>3 09 46 817.44</b>

\* Figures of 31.12.2019 and 31.03.2020 are related to standalone Indian Bank financials of pre-amalgamation period, hence not comparable with post amalgamation financials of Sep and Dec 2020


Notes : 1. Segment Revenue and expenses have been apportioned on the basis of Segment assets, wherever direct allocation is not possible.

2. Figures of the previous period have been regrouped wherever considered necessary to conform to current period classification.



  
K Ramachandran  
Executive Director

  
Sheno Vishwanath V  
Executive Director

  
Padmaja Chunduru  
Managing Director & CEO

Place : Chennai  
Date : 22.01.2021



	Particulars	Quarter ended			Nine Month ended		Year ended
		31.12.2020	30.09.2020	31.12.2019*	31.12.2020	31.12.2019	31.03.2020*
		(Reviewed)	(Reviewed)	(Reviewed)	(Reviewed)	(Reviewed)	(Audited)
1	Interest earned (a) + (b) + (c) + (d)	1002698.66	1005948.41	546702.48	3020925.79	1591225.46	2140128.36
	(a) Interest/ discount on advances/ bills	713298.34	714809.04	405046.09	2143014.86	1189635.13	1593311.99
	(b) Income on investments	280863.88	279476.24	136633.96	837826.61	387620.42	527505.96
	(c) Interest on balances with Reserve Bank of India and other inter bank funds	6879.66	9951.79	4648.88	34856.57	12747.64	17742.66
	(d) Others	1656.78	1711.34	373.55	5227.75	1222.27	1567.75
2	Other Income	154435.18	173709.47	103743.65	471475.14	247418.59	332550.01
A	<b>Total Income (1 + 2)</b>	<b>1157133.84</b>	<b>1179657.88</b>	<b>650446.13</b>	<b>3492400.93</b>	<b>1838644.05</b>	<b>2472678.37</b>
3	Interest Expended	571143.73	591234.35	351174.06	1786931.27	1030778.19	1379751.49
4	Operating Expenses (e) + (f)	274569.27	286958.97	107683.69	815282.40	328542.41	443270.79
	(e) Employees cost	157966.20	175796.55	59421.12	499838.80	185243.54	247833.65
	(f) Other Operating expenses (All items exceeding 10 % of the total expenditure excluding interest expenditure may be shown separately)	116603.07	111162.42	48262.57	315443.60	143298.87	195437.14
B	<b>Total Expenditure (3 + 4)</b> (excluding provisions and contingencies)	<b>845713.00</b>	<b>878193.32</b>	<b>458857.75</b>	<b>2602213.67</b>	<b>1359320.60</b>	<b>1823022.28</b>
C	<b>Operating Profit (A-B)</b> (Profit before Provisions and Contingencies)	<b>311420.84</b>	<b>301464.56</b>	<b>191588.38</b>	<b>890187.26</b>	<b>479323.45</b>	<b>649656.09</b>
D	<b>Provisions (other than tax) and Contingencies</b>	<b>231436.11</b>	<b>228424.66</b>	<b>152552.71</b>	<b>673765.68</b>	<b>322978.59</b>	<b>511826.56</b>
	of which provisions for Non-Performing Assets	73801.58	188032.42	170226.27	444816.91	290551.08	432884.78
E	Exceptional items	0.00	0.00	0.00	0.00	0.00	0.00
F	Profit from ordinary activities before tax (C-D-E)	79984.73	73039.90	39035.67	216421.58	156344.86	137829.53
G	Provision for Taxes	27352.75	30625.19	14238.84	82917.75	59045.00	62021.95
H	<b>Net Profit from Ordinary Activities after tax (F-G)</b>	<b>52631.98</b>	<b>42414.71</b>	<b>24796.83</b>	<b>133503.83</b>	<b>97299.86</b>	<b>75807.58</b>
I	Extraordinary items (net of tax expense)	0.00	0.00	0.00	0.00	0.00	0.00
J	<b>a) Net Profit for the period (H-I)</b>	<b>52631.98</b>	<b>42414.71</b>	<b>24796.83</b>	<b>133503.83</b>	<b>97299.86</b>	<b>75807.58</b>
	Share of earning in Associates (RRBs)	914.91	3419.96	4335.50	8996.11	15622.50	10394.92
	Less: Minority Interest	56.29	45.09	28.97	122.92	68.87	69.36
	<b>b) Net Profit for the period (after Minority Interest)</b>	<b>53490.60</b>	<b>45789.58</b>	<b>29103.36</b>	<b>142377.02</b>	<b>112853.49</b>	<b>86133.14</b>
5	Paid-up equity share capital (Face Value of each share - ₹10/-)	112936.66	112936.66	60880.06	112936.66	60880.06	60880.06
6	Reserves excluding Revaluation Reserves (as per balance sheet of previous accounting year)	1917093.37	1917093.37	1614013.09	1917093.37	1614013.09	1917093.37
7	<b>Analytical Ratios</b>						
	(i) Percentage of shares held by Government of India	88.06	88.06	83.46	88.06	83.46	83.46
	(ii) Capital Adequacy Ratio (Basel III)	14.33%	14.22%	15.52%	14.33%	15.52%	14.57%
	(a) Common Equity Tier (CET) 1 Ratio	10.62%	11.16%	13.32%	10.62%	13.32%	12.23%
	(b) Additional Tier 1 Ratio	0.83%	0.17%	0.32%	0.83%	0.32%	0.30%
	(iii) Earnings Per Share						
	(a) Basic and diluted EPS before Extraordinary items (net of tax expenses) for the period, for the year to date and for the previous year (not to be annualized)	**4.74	**4.05	**5.62	**12.61	**22.64	16.38
	(b) Basic and diluted EPS after Extraordinary items for the period, for the year to date and for the previous year (not to be annualized)	**4.74	**4.05	**5.62	**12.61	**22.64	16.38
	(iv) (a) Amount of gross non-performing assets	3526157.77	3622313.14	1389220.03	3526157.77	1389220.03	1417587.63
	(b) Amount of net non-performing assets	853747.65	1005221.97	648758.72	853747.65	648758.72	618423.77
	(c) % of Gross NPAs	9.05	9.90	7.21	9.05	7.21	6.88
	(d) % of Net NPAs	2.35	2.96	3.50	2.35	3.50	3.13
	(v) Return on Assets (annualised %)	0.36	0.31	0.39	0.32	0.52	0.29

\*\* Not annualised


\*figures of 31.12.2019 and 31.03.2020 are related to Indian Bank financials for pre-amalgamation period, hence not comparable with post amalgamation financials of September and December 2020.



K Ramachandran  
Executive Director



Shenvy Vishwanath V  
Executive Director



Padmaja Chunduru  
Managing Director & CEO

Place : Chennai

Date : 22.01.2021





**Reviewed Segment Results for the Quarter/ Nine Months ended December 31, 2020**

Rs. in Lakhs

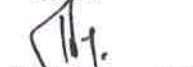
Particulars	Quarter Ended			Nine Month Ended		Year Ended
	31.12.2020 (Reviewed)	30.09.2020 (Reviewed)	31.12.2019* (Reviewed)	31.12.2020 (Reviewed)	31.12.2019* (Reviewed)	31.03.2020 * (Audited)
<b>Part A. Business Segments</b>						
<b>I. Segment Revenue</b>						
(a) Treasury Operations	3 36 815.14	3 56 993.68	1 66 509.96	10 54 651.29	4 74 129.41	6 36 025.03
(b) Corporate / Wholesale Banking	5 20 279.94	4 32 834.31	1 99 839.46	13 81 610.16	6 02 136.23	8 25 777.58
(c) Retail Banking	2 74 614.84	3 66 850.76	2 45 527.30	9 85 720.93	7 16 386.03	9 53 264.40
(d) Other Banking operations	25 423.92	22 979.13	9 004.05	70 418.55	16 427.02	28 046.00
<b>Total</b>	<b>11 57 133.84</b>	<b>11 79 657.88</b>	<b>6 20 880.77</b>	<b>34 92 400.93</b>	<b>18 09 078.69</b>	<b>24 43 113.01</b>
<b>Less : Inter segment Revenue</b>						
<b>Income from operations</b>	<b>11 57 133.84</b>	<b>11 79 657.88</b>	<b>6 20 880.77</b>	<b>34 92 400.93</b>	<b>18 09 078.69</b>	<b>24 43 113.01</b>
<b>II. Segment Results- Profit before tax</b>						
(a) Treasury Operations	1 42 681.35	1 47 080.44	57 194.87	4 42 724.13	1 56 604.72	2 09 204.70
(b) Corporate / Wholesale Banking	1 03 468.92	79 760.87	44 295.31	2 47 908.96	1 29 669.97	1 82 477.14
(c) Retail Banking	58 368.22	67 255.67	53 085.01	1 76 746.59	1 51 944.56	2 07 225.60
(d) Other Banking Operations	6 902.35	7 367.58	7 447.83	22 807.58	11 538.84	21 183.29
<b>Total</b>	<b>3 11 420.84</b>	<b>3 01 464.56</b>	<b>1 62 023.02</b>	<b>8 90 187.26</b>	<b>4 49 758.09</b>	<b>6 20 090.73</b>
Add:(i) Other Un-allocable Income	914.91	3 419.96	33 900.86	8 996.11	45 187.86	39 960.28
(ii) Exceptional item	0.00	0.00	0.00	0.00	0.00	0.00
Less:(i) Minority Interest	56.29	45.09	28.97	122.92	68.87	69.36
(ii) Other Un-allocated Expenditure	2 31 436.11	2 28 424.66	1 52 552.71	6 73 765.68	3 22 978.59	5 11 826.56
<b>III. Total Profit Before Tax</b>	<b>80 843.35</b>	<b>76 414.77</b>	<b>43 342.20</b>	<b>2 25 294.77</b>	<b>1 71 898.49</b>	<b>1 48 155.09</b>
<b>Less : Provisions for taxation</b>	<b>27 352.75</b>	<b>30 625.19</b>	<b>14 238.84</b>	<b>82 917.75</b>	<b>59 045.00</b>	<b>62 021.95</b>
<b>IV. Profit after tax</b>	<b>53 490.60</b>	<b>45 789.58</b>	<b>29 103.36</b>	<b>1 42 377.02</b>	<b>1 12 853.49</b>	<b>86 133.14</b>
<b>V. Other Information</b>						
<b>Segment Assets</b>						
(a) Treasury Operations	2 09 98 237.79	209 51 983.77	90 88 644.56	2 09 98 237.79	90 88 644.56	91 37 017.12
(b) Corporate Banking	2 45 83 157.66	218 02 701.38	96 66 083.29	2 45 83 157.66	96 66 083.29	104 50 234.91
(c) Retail Banking	1 75 22 203.94	178 87 510.42	115 37 344.32	1 75 22 203.94	115 37 344.32	117 42 674.02
(d) Other Banking Operations	2 10 783.73	1 94 929.89	67 449.43	2 10 783.73	67 449.43	65 081.39
(e) Unallocated Corporate Assets	- 22 61 839.02	-21 51 743.06	-2 78 866.16	-22 61 839.02	-2 78 866.16	-3 80 911.79
<b>Total</b>	<b>6 10 52 544.10</b>	<b>5 86 85 382.40</b>	<b>3 00 80 655.44</b>	<b>6 10 52 544.10</b>	<b>3 00 80 655.44</b>	<b>3 10 14 095.65</b>
<b>Segment Liabilities</b>						
(a) Treasury Operations	1 82 78 252.07	175 54 431.12	79 18 599.11	1 82 78 252.07	79 18 599.11	82 59 087.38
(b) Corporate Banking	2 22 55 408.81	201 42 513.42	88 76 487.67	2 22 55 408.81	88 76 487.67	91 49 387.15
(c) Retail Banking	1 58 63 553.58	165 38 840.66	106 33 095.69	1 58 63 553.58	106 33 095.69	103 05 781.20
(d) Other Banking Operations	1 09 909.55	95 798.89	- 715.62	1 09 909.55	- 715.62	- 552.78
(e) Unallocated Corporate Liabilities	7 43 965.23	6 07 067.11	2 60 421.59	7 43 965.23	2 60 421.59	10 23 634.85
(f) Capital, Reserves and Surplus	38 01 454.86	37 46 731.20	23 92 767.00	38 01 454.86	23 92 767.00	22 76 757.85
<b>Total</b>	<b>6 10 52 544.10</b>	<b>5 86 85 382.40</b>	<b>3 00 80 655.44</b>	<b>6 10 52 544.10</b>	<b>3 00 80 655.44</b>	<b>3 10 14 095.65</b>
<b>VI. Capital Employed</b>						
<b>(Segment Assets - Segment Liabilities)</b>						
(a) Treasury Operations	27 19 985.72	33 97 552.65	11 70 045.45	27 19 985.72	11 70 045.45	8 77 929.74
(b) Corporate / Wholesale Banking	23 27 748.85	16 60 187.96	7 89 595.62	23 27 748.85	7 89 595.62	13 00 847.76
(c) Retail Banking	16 58 650.36	13 48 669.76	9 04 248.63	16 58 650.36	9 04 248.63	14 36 892.82
(d) Other Banking Operations	1 00 874.18	99 131.00	68 165.05	1 00 874.18	68 165.05	65 634.17
(e) Unallocated	- 30 05 804.25	- 27 58 810.17	- 5 39 287.75	- 30 05 804.25	- 5 39 287.75	- 14 04 546.64
<b>Total</b>	<b>38 01 454.86</b>	<b>37 46 731.20</b>	<b>23 92 767.00</b>	<b>38 01 454.86</b>	<b>23 92 767.00</b>	<b>22 76 757.85</b>
<b>Part B - Geographic Segments</b>						
<b>I. Revenue</b>						
(a) Domestic Operations	11 49 497.56	11 71 645.96	6 39 924.80	34 67 244.76	18 04 842.78	24 27 848.52
(b) Foreign Operations	7 636.28	8 011.92	10 521.33	25 156.17	33 801.27	44 829.85
<b>Total</b>	<b>11 57 133.84</b>	<b>11 79 657.88</b>	<b>6 50 446.13</b>	<b>34 92 400.93</b>	<b>18 38 644.05</b>	<b>24 72 678.37</b>
<b>II. Assets</b>						
(a) Domestic Operations	5 96 58 913.26	573 83 008.06	289 01 832.59	5 96 58 913.26	289 01 832.59	300 54 694.99
(b) Foreign Operations	13 93 630.84	13 02 374.34	11 78 822.85	13 93 630.84	11 78 822.85	9 59 400.66
<b>Total</b>	<b>6 10 52 544.10</b>	<b>5 86 85 382.40</b>	<b>3 00 80 655.44</b>	<b>6 10 52 544.10</b>	<b>3 00 80 655.44</b>	<b>3 10 14 095.65</b>


\*figures of 31.12.2019 and 31.03.2020 are related to Indian Bank financials for pre-amalgamation period, hence not comparable with post amalgamation financials of Sep 20 and Dec 20.

Notes : 1. Segment Revenue and expenses have been apportioned on the basis of Segment assets, wherever direct allocation is not possible.

2. Figures of the previous period have been regrouped wherever considered necessary to conform to current period classification.

  
**K Ramachandran**  
 Executive Director

  
**Shenoj Vishwanath V**  
 Executive Director

  
**Padmaja Chunduru**  
 Managing Director & CEO

Place : Chennai  
 Date : 22.01.2021



**Notes forming part of Standalone & Consolidated Reviewed Financial Results for the  
Quarter / Nine Months ended Dec 31, 2020**

1. The above financial results have been reviewed by the Audit Committee of the Board and approved by the Board of Directors in their respective meetings held on 22.01.2021. The results have been subjected to limited review by the Statutory Central Auditors of the Bank in line with the guidelines issued by the Reserve Bank of India and as per the requirements of SEBI (Listing Obligations and Disclosure Requirements) Regulations, 2015.
2. The above financial results have been arrived at after considering provision for loan losses, restructured assets, standard assets, stressed sector accounts, employees' wage revision, income tax, depreciation on investments and fixed assets, provision for employees' benefits and other necessary provisions on the basis of prudential norms and directions issued by RBI. Provision for employee benefits pertaining to Pension, Gratuity and Leave Encashment has been made on the basis of actuarial valuation.
3. In accordance with RBI Circular DBR.No.BP.BC.1/21.06.201/2015-16 dated July 01, 2015 banks are required to make Pillar 3 disclosures under Basel III capital requirements. The disclosures are available on the Bank's website [www.indianbank.in](http://www.indianbank.in).
4. The Government of India (GoI), Ministry of Finance Department of Financial Services has issued Gazette Notification no. CG-DL-E- 04032020-216535 dated 4th March, 2020, approving the scheme of Amalgamation of Allahabad Bank into Indian Bank in exercise of the powers conferred by Section 9 of the Banking Companies (Acquisition and Transfer of Undertaking) Act, 1970 and Section 9 of the Banking Companies (Acquisition and Transfer of Undertaking) Act, 1980. The amalgamation came into force with effect from April 1, 2020. The results for quarter/nine months ended December 31, 2020 include operations of erstwhile Allahabad Bank. Hence, the quarterly/nine month's results of current financial year are not comparable with corresponding quarter/nine months of previous financial year.

The amalgamation is accounted under the "pooling of interest method as prescribed in AS-14 on Accounting for Amalgamations", to record amalgamation of erstwhile Allahabad Bank with the Bank w.e.f. April 01, 2020.

The difference of Rs.4006.92 crores (net-off adjustments) between the net assets of amalgamating banks and the amount of shares issued to shareholders of the amalgamating banks has been recognized as Amalgamation Adjustment Reserve. The Bank has considered this amount under CET-1 for the purpose of calculation of CRAR.

The accounting system of Indian Bank and erstwhile Allahabad Bank are in the process of integration and policies of the Banks have been harmonized.

5. In line with the Government of India Notification No. CG-DL-E 23032020-218862 dated March 23, 2020 and as permitted by RBI vide its letter dated December 08, 2020, the Bank utilized the Share Premium of Rs 18975.53 crores towards setting off its entire accumulated losses. Required approval from share holder was obtained through EGM.





6. Based on the available financial statements and the declaration from borrowers, the Bank has estimated the liability towards Unhedged Foreign Currency Exposure to their constituents in terms of RBI circular DBOD.NO.BP.BC.85/21.06.200/2013-14 dated January 15, 2014 and holds a provision of Rs 11.08 crores as on 31.12.2020. During the quarter ended 31st Dec 2020 there was fresh provision of Rs 0.12 crore.

7. In accordance with the RBI Cir. No. DBR.No.BP. BC. 18/21.04.048/2018-19 dated 01.01.2019 and BP. BC 34/21.04.048/2019-20 dated 11.02.2020 on "Relief for MSME borrowers registered under GST", the details of MSME restructured accounts under the scheme are as under;

(Rs in Crores)	
No. of Accounts Restructured	Outstanding on 31.12.2020
86786	3667.27

8. The Bank has worked out the full impact of the XI Bipartite settlement on wage revision settled in December 2020. As on 31.12.2020, Bank holds provision of Rs 1570.57 crores to cover the full wage arrears payable as against the provision of Rs 1598.97 crores held as on 30.09.2020.

9. During quarter ended December 31, 2020, the Bank has raised Additional Tier 1 capital in three tranches aggregating to Rs 2000 crores through private placement of Basel III compliant AT 1 Perpetual Bonds.

10. Non-Performing Loan Provision Coverage ratio is 86.51% as on Dec 31<sup>st</sup>, 2020.

11. The spread of COVID-19 across the globe resulted in declined economic activity and increased volatility in financial markets. The calibrated and gradual withdrawal of lockdown by the government has led to resumption of economic activities. In this situation, though the challenges continue to unfold, the Bank is gearing itself on all fronts to meet the same and is evaluating the situation on an ongoing basis. The extent to which the COVID-19 pandemic will impact the Bank's results will depend on future developments, which are highly uncertain including among other things the success of the newly developed vaccines, any new information concerning severity of the new strains of the COVID-19 pandemic and action to contain its spread or mitigate impact including further stimulus and regulatory packages, if any. The Bank's capital and liquidity position is strong and would continue to be the focus area for the Bank during this period.

12. In accordance with the RBI guidelines relating to COVID-19 Regulatory Package dated 27<sup>th</sup> March, 2020, 17<sup>th</sup> April, 2020 and 23<sup>rd</sup> May 2020, and clarification issued by RBI through Indian Banks' Association, dated 6<sup>th</sup> May 2020, the Bank has granted moratorium on the payment of installments and / or interest, as applicable, falling due between 1<sup>st</sup> March, 2020 and 31<sup>st</sup> August, 2020 ('moratorium period') to eligible borrowers classified as Standard, even if overdue, as on 29<sup>th</sup> February, 2020 without considering the same as restructuring. In accordance with RBI guidelines, the moratorium period, wherever granted, is excluded by the Bank from the number of days past-due for the purpose of asset classification under RBI's Income Recognition and Asset Classification norms. The Bank holds provisions as on 31<sup>st</sup> Dec 2020 against the potential impact of COVID-19 based on the information available up to a point in time. Following are the details of such accounts and provisions made by the Bank:



(Rs in Crores)		
Sr. No.	Particulars	As on 31st Dec, 2020
1	Advances outstanding in SMA/overdue categories, where the moratorium/ deferment was extended as per COVID-19 Regulatory Package (total outstanding)	77498.38
2	Advances outstanding where asset classification benefits is extended (total outstanding)	5593.00
3	Provisions made during Q3 of FY 2020-21	885.26
4	Total provisions held as on 31.12.2020	1517.53 <sup>^</sup>
5	Provisions adjusted during Q3 of FY 2020-21	-

<sup>^</sup> Provision aggregating to Rs 1116.39 crores against the accounts with Principal outstanding of Rs 5191.86 crores which were standard as on 29.02.2020 but would have slipped to NPA as on 31.12.2020 had the Honourable Supreme Court dispensation not been reckoned. The Bank holds provision of 21.50% against the stipulated 10%.

<sup>^</sup> In respect of above accounts, interest income aggregating Rs 401.14 crores has been reckoned in operating profit and as prudent measure an equal amount has been made as additional provision against those Assets.

13. The Honourable Supreme Court in its interim order dated September 3, 2020 in the Public Interest Litigation case of Gajendra Sharma vs Union of India & Anr has directed Banks that the accounts which were not classified as NPA till August 31, 2020 shall not be so classified till further orders of Supreme Court. Pursuant to the order, the Bank has not classified any domestic borrowal account which has not been classified as NPA as at August 31, 2020 as per RBI Prudential Norms on Income Recognition, Asset Classification, Provisioning and other related matters, as NPA after August 31, 2020. However the said amount has already been included in Sr. No. 2 of the above table in Para 11. The Bank is maintaining the provision of Rs 1517.53 Cr in respect of 61679 accounts.

However, if the Bank had classified borrower accounts as NPA after August 31, 2020, the Bank's proforma Gross NPA and Net NPA would have been as under:-

(Rs in Crores)				
	Gross NPA		Net NPA	
	Amount	%	Amount	%
Classification in adherence to Hon'ble SC interim order dated Sep 3, 2020	35237.24	9.04	8537.48	2.35
Classification without effecting aforementioned Hon'ble SC interim order dated Sep 3, 2020	40429.10	10.38	12612.95	3.49

14. During the quarter ended December 31, 2020, the Bank has reported 7 borrowal accounts as fraud. The Total amount involved was Rs. 1012.72 crores. In respect of loans and advances classified as fraud, Bank holds 100% provision.

15. The disclosures as required under RBI circular DOR.No.BP.BC.62/21.04.048/2019-20 dated April 17, 2020 with respect to the number of accounts and the amount involved in those accounts where the Resolution period was extended is given below for the nine months ended as on December 31, 2020:

No. of Accounts in which Resolution Plan extended	7857
Amount involved (Rs in Cr)	794.46





16. As per RBI Circular No DBR.No. BP.15199/21.04.048/2016-17 dated 23.06.2017 and DBR No BP.1949/21.04.048/2017-18 dated 28.08.2017, for the accounts covered under the provisions of Insolvency and Bankruptcy Code (IBC), the Bank is holding total provision of Rs 8207.23 crores (100% of total outstanding) as on 31.12.2020. Central Government, in exercise of its Powers conferred by the proviso to Section 4 of IBC, 2016 vide Notification No.1076 dated 24/03/2020 has specified Rs.1.00 crore as the minimum amount of default for referring the cases under IBC. Further due to COVID 19, the Insolvency & Bankruptcy Code 2016 was amended by an Ordinance Promulgated on 05.06.2020 and accordingly for any default arising on or after 25<sup>th</sup> March 2020, no application for initiating Corporate Insolvency Resolution Process (CIRP) of a Corporate Debtor shall be filed for period of six months or such period, not exceeding one year as may be notified. Though there is restriction on Bank to initiate action under IBC for defaults above Rs.1.00 crore from 25.03.2020, the Bank will continue to initiate recovery measures under SARFAESI Act, as well as by filing suit against the borrower and invocation of personal guarantee of the Guarantors / Corporate Guarantors under DRT.

17. Considering the accumulated losses of e-Allahabad bank, the Bank has not made provision for income tax during the current quarter and has reversed DTA of Rs 267.52 crores.

18. During the quarter ended December 31, 2020 the Bank has identified contingent liability of Rs 446.33 Crores on account of appeals already filed by Income tax Department against e-Allahabad Bank and pending before ITAT for AY 2014-15 and AY 2015-16.

19. In accordance with the RBI guidelines relating to Scheme for grant of ex-gratia payment of difference between compound interest and simple interest for six months to borrowers in specified loan accounts dated 26th Oct, 2020, the Bank has paid the amount of Rs 74.79 crores and is to be received from GOI.

20. Impact of RBI Circular No RBI/2018-19/2013 DBR No BP.BC.45/21.04.048/2018-19 dated 07.06.2019 on resolution of stressed assets - Revised framework:

(Rs in Crores)				
Amount of loans impacted by RBI circular (a)	Amount of loans to be classified as NPA (b)	Amount of loans as on 31.12.2020, out of (b) classified as NPA (c)	Addl. provision required for loans covered under RBI circular (d)	Provision out of (d) already made by 31.12.2020 (e)
12483.59	10468.62	10468.62	617.50	617.50

21. Disclosure in respect of Delhi Airport Metro Express Pvt. Ltd. (DAMEPL)

As per the directions of RBI vide letter 10655/21.04.048/2018-19 dated 21.06.2019 disclosure is being made as below:-

Position as on 31st Dec 2020

(Rs in Crores)			
Particulars	Amount not treated as NPA as per IRAC norms	Provisions required to be made as per IRAC norms	Provisions actually held
Principal	117.23	29.31	117.23
Interest	28.52	28.52	28.52
Total	145.75	57.83	145.75

\*Out of the total provision of Rs 145.75 Cr, the Bank had already made the provision of Rs 141.15 crores up to September 2020.



22. The consolidated financial results are prepared in accordance with Accounting Standard 21 on "Accounting for consolidated Financial Statement", Accounting Standard 23 on "Investment in Associates" and Accounting Standard 27 on "Financial Reporting of Interests in Joint Ventures" issued by Institute of Chartered Accountants of India.

23. The Bank has subsidiaries namely: Ind Bank Merchant Banking Services Ltd (64.84%) and Ind Bank Housing Ltd. (51%), Associates namely Tamilnadu Grama Bank (35%), Saptagiri Grameena Bank (35%), Pudukkottai Bharathiar Grama Bank (35%) and joint ventures namely Universal Sompo General Insurance Company Ltd (28.52%) and ASREC (India) Ltd (38.26%). The consolidated financial results are prepared in accordance with section 133 of the Companies Act, 2013 and Regulation 33 of Securities the SEBI (Listing Obligations and Disclosure Requirements, 2015) Regulations, 2015.

24. The figures for quarter ended December 31, 2020 are the balancing figures between reviewed figures in respect of the Nine months ended December 31, 2020 and the published year to date figures upto Sep 30, 2020.

25. The above financial results have been prepared following the same accounting policies and practices as those followed in the Annual Financial Statements of Indian Bank for the year ended March 31, 2020. However, the financial statement of Singapore Branch, for the current reporting period has been prepared in accordance with the accounting principles generally accepted in India. Preceding to the current reporting period, the same were prepared as per the Singapore Financial Reporting Standards.


26. The Indian Parliament has approved the Code on Social Security, 2020 which would impact the contributions by the company towards Provident Fund and Gratuity. The Ministry of Labour and Employment has released draft rules for the Code on Social Security, 2020 on November 13, 2020, and has invited suggestions. The Bank will assess the impact and its evaluation once the subject rules are notified and will give appropriate impact in its financial statements in the period in which, the Code becomes effective and the related rules to determine the financial impact are published.

27. Figures for the corresponding previous periods have been regrouped / reclassified wherever considered necessary.

28. The number of investors' complaints received and disposed off during the period from Oct 01, 2020 to Dec 31, 2020:

Beginning : Nil	Received :19	Resolved :19	Closing : Nil
-----------------	--------------	--------------	---------------

  
(K Ramachandran)  
Executive Director

  
(Shenoy Vishwanath V)  
Executive Director

  
(Padmaja Chunduru)  
Managing Director & CEO

Place: Chennai  
Date: 22.01.2021





**Independent Auditors' Review Report on unaudited Standalone Financial Results of Indian Bank for the Quarter / Nine months ended Dec 31, 2020 Pursuant to the Regulation 33 of the SEBI (Listing Obligations and Disclosure Requirements) Regulations, 2015**

Review Report  
To the Board of Directors  
Indian Bank  
Chennai

1. We have reviewed the accompanying statement of unaudited standalone financial results and notes to the statement of unaudited standalone financial results of Indian Bank for the quarter ended 31st Dec 2020 and year to date from April 1, 2020 to December 31, 2020 except for the disclosures relating to Pillar 3 disclosure as at December 31, 2020, including leverage ratio and liquidity coverage ratio under Basel III Capital Regulations as have been disclosed on the Bank's website and in respect of which a link has been provided in the Statement and have not been reviewed by us. This statement is the responsibility of the bank's management and has been approved by the Board of Directors. Our responsibility is to issue a report on these financial statements based on our review.
2. We conducted our review of the statement in accordance with the Standard on Review Engagements (SRE) 2410 "Review of Interim Financial Information Performed by the Independent Auditor of the Entity", issued by the Institute of Chartered Accountants of India. This Standard requires that we plan and perform the review to obtain moderate assurance as to whether the statement is free of material misstatement. A review is limited primarily to inquiries of company personnel and analytical procedures applied to financial data and thus provide less assurance than an audit. We have not performed an audit and accordingly, we do not express an audit opinion.
3. The financial results incorporate the relevant returns of 20 branches and treasury branch reviewed by us, 1136 reviewed by Inspection & Management team of the bank, 3 foreign branches reviewed by their respective auditors and 5423 unreviewed branches. In conduct of our review, we have relied on the review reports in respect of non-performing assets submitted by the concurrent auditors of 567 branches and inspection team of the bank for 569 branches (including Gift City Branch) to the bank management. This Review Report covers 83.91 percent of the advances portfolio of the bank (excluding food credit of the bank). Apart from these Review Reports, in the conduct of our Review, we have also relied upon various returns received from the branches of the Bank.
4. Based on our review conducted as above, nothing has come to our attention that causes us to believe that the accompanying statement of unaudited financial results prepared in accordance with applicable accounting standards and other recognized accounting practices and policies has not disclosed the information required to be disclosed in terms of Regulation 33 of the SEBI (Listing Obligations and Disclosure Requirements) Regulations, 2015 including the manner in which it is to be disclosed, or that it contains any material misstatement or that it has not been prepared in accordance with the relevant prudential norms issued by the Reserve Bank of India in respect of income recognition, asset classification, provisioning and other related matters.




## Emphasis of Matter

5. We invite attention to Note No. 11 to the financial results, regarding the uncertainties arising out of the outbreak of COVID-19 pandemic and the assessment made by the management on its business and financial statements, for the period ended December 31, 2020. This assessment and the outcome of the pandemic is as made by the management and is highly dependent on the circumstances as they evolve in the subsequent periods. The impact, therefore, in future periods may be different from the estimates made as on the date of approval of these financial results.
6. We invite attention to Note No. 13 to the financial results, The Honourable Supreme Court in its interim order dated September 3, 2020 in the Public Interest Litigation case of Gajendra Sharma vs Union of India & Anr has directed Banks that the accounts which were not classified as NPA till August 31, 2020 shall not be so classified till further orders of Supreme Court. Pursuant to the order, the Bank has not classified any domestic borrowal account which has not been classified as NPA as at August 31, 2020 as per RBI Prudential Norms on Income Recognition, Asset Classification, Provisioning and other related matters, as NPA after August 31, 2020.
7. Pending permissions from the authorities, Bank's Board has not appointed independent/shareholder Directors. The Bank has obtained an opinion that the present composition of the Board and its committees is still in accordance with regulations.

Our opinion is not modified in respect of para 5, 6 and 7 mentioned above.

For K C MEHTA AND CO  
Chartered Accountants  
FR No. 106237W



  
Partner CHIRAG BAKSHI  
(M. No. 047164)  
UDIN: 21047164AAAAABI3294

For SRIRAMAMURTHY & CO  
Chartered Accountants  
FR No. 003032S



  
Partner J LALITHA  
(M. No. 0201855)  
UDIN: 21201855AAAAAD4817


For RAVI RAJAN & CO LLP  
Chartered Accountants  
FR No. 009073N / N500320



  
Partner JAYANTH A  
(M No. 231549 )  
UDIN: 21231549AAAAAM4454

M/s. P K F Sridhar & Santhanam LLP  
FR No. 003990S/S200018



  
Partner DEVI P  
(M. No. 223137 )  
UDIN: 21223137AAAAAA5378

M/s. G Natesan & Co  
FR No. 002424S



  
Partner K MURALI  
(M. No. 024842 )  
UDIN: 21024842AAAAAG2480

Place: Chennai  
Date: 22.01.2021



**Independent Auditor's Review Report on Consolidated Unaudited Quarterly Financial Results of Indian Bank Pursuant to the Regulation 33 of the SEBI (Listing Obligations and Disclosure Requirements) Regulations, 2015**

**Review Report**

To the Board of Directors  
Indian Bank  
Chennai

1. We have reviewed the accompanying Statement of Consolidated Unaudited Financial Results of Indian Bank (the Parent) and its Subsidiaries (the Parent and its subsidiaries together referred to as "the Group") and its share of the net profit/(loss) after tax of its Associates and Joint Ventures for the quarter ended December 31, 2020 and for the period from April 1, 2020 to December 31, 2020 ("the Statement"), being submitted by the Parent pursuant to the requirement of Regulation 33 of the SEBI (Listing Obligations and Disclosure Requirements) Regulations, 2015, as amended, except for the disclosures relating to Pillar 3 disclosure as at December 31, 2020, including leverage ratio and liquidity coverage ratio under Basel III Capital Regulations as have been disclosed on the Bank's website and in respect of which a link has been provided in the Statement and have not been reviewed by us.
2. This Statement, which is the responsibility of the Parent's Management and approved by the Parent's Board of Directors, has been prepared in accordance with the recognition and measurement principles laid down in Accounting Standard 25 "Interim Financial Reporting" ("AS 25"), issued by Institute of Chartered Accountants of India, the relevant provisions of the Banking Regulation Act, 1949, the circulars, guidelines and directions issued by the Reserve Bank of India (RBI) from time to time ("RBI Guidelines") and other accounting principles generally accepted in India. Our responsibility is to express a conclusion on the Statement based on our Review.
3. We conducted our Review of the Statement in accordance with the Standard on Review Engagements (SRE) 2410 "Review of Interim Financial Information Performed by the Independent Auditor of the Entity", issued by the Institute of Chartered Accountants of India. A review of interim financial information consists of making inquiries, primarily of persons responsible for financial and accounting matters, and applying analytical and other review procedures. A review is substantially less in scope than an audit conducted in accordance with Standards on Auditing and consequently does not enable us to obtain assurance that we would become aware of all significant matters that might be identified in an audit. Accordingly, we do not express an audit opinion.

We also performed procedures in accordance with the circular issued by the SEBI under Regulation 33 (8) of the SEBI (Listing Obligations and Disclosure Requirements) Regulations, 2015, as amended, to the extent applicable.



4. The Statement includes the results of the following entities:

**Subsidiaries:**

1. Indbank Merchant Banking Services Ltd
2. Indbank Housing Ltd

**Associates:**

1. Tamilnadu Grama Bank
2. Saptagiri Grameena Bank
3. Pudukkottai Bharathiar Grama Bank

**Joint Ventures:**

1. ASREC (India) Ltd
2. Universal Sompo General Insurance Company Ltd

5. Based on our review conducted and procedures performed as stated in paragraph 3 above and based on the consideration of the review reports of the branch auditors and other auditors referred to in paragraph 6 below, nothing has come to our attention that causes us to believe that the accompanying Statement, prepared in accordance with the recognition and measurement principles laid down in the aforesaid Accounting Standard, RBI Guidelines and other accounting principles generally accepted in India, has not disclosed the information required to be disclosed in terms of Regulation 33 of the SEBI (Listing Obligations and Disclosure Requirements) Regulations, 2015, as amended, including the manner in which it is to be disclosed, except for the disclosures relating to Pillar 3 disclosure as at December 31, 2020, including leverage ratio and liquidity coverage ratio under Basel III Capital Regulations, as have been disclosed on the bank's website, and in respect of which a link has been provided in the Statement and have not been reviewed by us, or that it contains any material misstatement.

6. We did not review the interim financial results of 1139 branches included in the standalone unaudited interim financial results of the entities included in the Group, whose results reflect total revenues of Rs. 10550.48 crores and total advances of Rs. 166578.92 crores as at December 31, 2020 as considered in the respective standalone unaudited interim financial results, of the entities included in the group. In the conduct of our review, we have relied on the review reports in respect of non-performing assets submitted by the Concurrent Auditors of 567 branches and Inspection team of the Bank for 569 branches (Including Gift City Branch) to the Bank Management whose reports / returns have been furnished to us, and our conclusion in so far as it relates to the amounts and disclosures included in respect of these branches, is based solely on those reports/ returns and the procedures performed by us as stated in paragraph 3 above.

We did not review the interim financial results of both the subsidiaries and two Joint Ventures included in the consolidated unaudited financial results, whose interim financial results reflect total assets of Rs 5178.55 crore as at December 31, 2020 and total revenue of Rs. 520.87 crore and Rs 1342.06 crores and total net profit after tax of Rs. 36.07 crores and Rs. 124.20 crores for the quarter ended December 31, 2020 and for the period from April 1, 2020 to December 31, 2020, respectively, and cash flows(net) of minus Rs 4.14 crores from April 1, 2020 to December 31, 2020, as considered in the consolidated unaudited financial results. The consolidated unaudited financial results include the Group's share of net profit after tax of Rs. 9.15





crores and Rs. 89.96 crores for the quarter ended December 31, 2020 and for the period from April 1, 2020 to December 31, 2020, respectively as considered in consolidated unaudited financial results, in respect of 3 Associates, whose interim financial statements / financial information / financial results have not been reviewed, by us, except in case of Tamil Nadu Grama Bank which has been reviewed by one of the Statutory Central Auditors M/s P K F Sridhar & Santhanam LLP and in case of Saptagiri Grameena Bank which has been reviewed by one of the Statutory Central Auditors M/s Sriramamurthy & Co. These interim financial results have been reviewed by other auditors (except the financial statements of Joint Ventures as referred in para 7) whose reports have been furnished to us by the Management and our conclusion on the statement, in so far as it relates to the amounts and disclosures included in respect of these subsidiaries, jointly controlled entities and Associates, is based solely on the reports of the other auditors and the procedures performed by us as stated in paragraph 3 above.

7. The consolidated unaudited financial results include the interim financial results of 5423 branches included in the standalone unaudited interim financial results of the entity, which have not been reviewed, whose results reflect total revenues of Rs. 6945.46 crores and total advances of Rs. 90292.74 crores as at December 31, 2020 as considered in the respective standalone unaudited interim financial results of the entities included in the Group. According to the information and explanations given to us by the Management, these interim financial results are not material to the Group.

The consolidated unaudited financial results include the interim financial results of two Joint Ventures which have not been reviewed / audited by their auditors, whose interim financial results reflect total assets of Rs. 5081.06 crores as at December 31, 2020 and total revenues of Rs. 517.40 crores and Rs. 1330.63 crores and total Net Profit after Tax of Rs.34.48 crores and Rs 120.81 crores for the quarter ended December 31, 2020 and for the period April 1, 2020 to December 31, 2020 respectively and cash flows (Net of minus Rs. 14.02 crores from April 1, 2020 to December 31, 2020 as considered in the consolidated unaudited financial results).

#### Emphasis of Matter

8. We invite attention to Note No. 11 to the financial results, regarding the uncertainties arising out of the outbreak of COVID-19 pandemic and the assessment made by the management on its business and financial statements, for the period ended December 31, 2020. This assessment and the outcome of the pandemic is as made by the management and is highly dependent on the circumstances as they evolve in the subsequent periods. The impact, therefore, in future periods may be different from the estimates made as on the date of approval of these financial results.
9. We invite attention to Note No. 13 to the financial results, The Honourable Supreme Court in its interim order dated September 3, 2020 in the Public Interest Litigation case of Gajendra Sharma vs Union of India & Anr has directed Banks that the accounts which were not classified as NPA till August 31, 2020 shall not be so classified till further orders of Supreme Court. Pursuant to the order, the Bank has not classified any domestic borrowal account which has not been classified as NPA as at August 31, 2020 as per RBI Prudential Norms on Income Recognition, Asset Classification, Provisioning and other related matters, as NPA after August 31, 2020.



10. The auditors of one of the Associates has expressed a qualified opinion on non-provision of liabilities under Accounting Standard – 15 and identification and provisioning of NPAs.
11. Pending permissions from the authorities, Bank's Board has not appointed independent/shareholder Directors. The Bank has obtained an opinion that the present composition of the Board and its committees is still in accordance with regulations.

Our opinion is not modified in respect of para 8, 9, 10 and 11 mentioned above.

For K C MEHTA AND CO  
Chartered Accountants  
FR No. 106237W



  
Partner CHIRAG BAKSHI  
(M. No. 047164)  
UDIN: 21047164AAAAABJ9147


For SRIRAMAMURTHY & CO  
Chartered Accountants  
FR No. 003032S



  
Partner J LALITHA  
(M. No. 0201855)  
UDIN: 21201855AAAAAE7280


For RAVI RAJAN & CO LLP  
Chartered Accountants  
FR No. 009073N / N500320



  
Partner JAYANTH A  
(M No. 231549 )  
UDIN: 21231549AAAAAN8508

M/s.P K F Sridhar & Santhanam LLP  
FR No. 003990S/S200018



  
Partner DEVI P  
(M. No. 223137 )  
UDIN: 21223137AAAAAB5357

M/s.G Natesan & Co  
FR No. 002424S



  
Partner K MURALI  
(M. No. 024842 )  
UDIN: 21024842AAAAAH8924

Place: Chennai  
Date: 22.01.2021