

Ref: INCON/SEC/2022
Date: 27.05.2022

To,
BSE Limited,
1st Floor, PJ Towers,
Dalal Street, Fort,
Mumbai – 400001

CSE Limited
7, Lyons Range, Dalhousie
Kolkatta - 700001

Dear Sir/Madam,

**Sub: - Outcome of Board Meeting – Board Approval for Audited Financial Results for
Fourth Quarter/Year Ended 31st March, 2022 - Reg**
**Ref: - Regulation 33 of SEBI (Listing Obligations and
Disclosure Requirements), Regulations, 2015 – Scrip Code:531594**

Pursuant to the Regulation 33 of SEBI (Listing Obligations and Disclosure Requirements), Regulations, 2015, we are enclosing herewith the following documents for the fourth quarter and year ended 31st March, 2022 as reviewed and recommended by the Audit Committee, which have been approved by the Board of Directors of the Company in its meeting held on Friday, 27th May 2022.

1. Audited Standalone Financial Results of the Company for the fourth quarter and financial year ended 31st March 2022
2. Auditor's Report with unmodified on quarterly and year to date standalone financials of the Company
3. Declaration pursuant to SEBI Circular No.CIR/CFD/CMD/56/2016 dated 27 May, 2016 as the Statutory Auditors of the company M/s.K.S.Rao & Co., issued Audit report with unmodified opinion on the Audited Standalone Financial Results of the Company for the fourth quarter and financial year ended 31st March, 2022.

The meeting commenced at 12.30 P.M and concluded at 1.00 P.M

This is for your information and record.

Thanking You,
For Incon Engineers Limited


Sreedhar Chowdhury
Managing Director



Audited Financial Results For The Year ended 31.03.2022 (Rs In Lakhs)

S.No	PARTICULARS	QUARTER ENDED			YEAR ENDED	
		31.03.2022	31.12.2021	31.03.2021	31.03.2022	31.03.2021
		Audited	Unaudited	Audited	Audited	Audited
I	Income					
	Revenue from operations	6.00	31.21	246.28	120.61	246.28
	Other income	4.01	3.43	3.66	14.43	15.21
	Total Income (I+II)	10.01	34.64	249.94	135.04	261.49
II	Expenses					
	Cost of Materials Consumed	2.28	3.06	61.82	19.16	104.08
	Change in inventories of finished goods work in progress and stock in trade	6.87	7.13	45.95	32.49	(5.21)
	Employee benefits expenses	8.42	9.13	6.48	34.98	26.44
	Finance Cost	-	-	4.17	2.60	7.55
	Depreciation and amortisation	0.36	0.69	0.64	2.32	2.17
	Other Expenses	11.51	10.22	27.25	44.14	47.83
	Total Expenses (IV)	29.44	30.23	146.31	135.69	182.86
III	Profit/(Loss)before tax	(19.43)	4.41	103.63	(0.65)	78.63
	Current Tax	-	-	-	-	-
	Deferred Tax	-	-	-	-	-
IV	Profit/(Loss) after tax	(19.43)	4.41	103.63	(0.65)	78.63
V	Other comprehensive Income	0.09		0.15	0.09	0.15
VI	Total comprehensive income	(19.34)	4.41	103.78	(0.56)	78.78
VII	Paid-up equity Share capital (Face value of the share Rs.10/each)	432.71	432.71	432.71	432.71	432.71
VIII	Other Equity	-	-	-	(482.47)	(481.91)
	Earning per equity share (Face Value Rs.10/-)					
	Basic and Diluted					
IX	calculated on Total Profit/ loss after Tax	(0.45)	0.10	2.40	(0.02)	1.82



STATEMENT OF ASSETS AND LIABILITIES		Rs. in lakhs	Rs. in lakhs
Sl No	Particulars	As at 31.03.2022	As at 31.03.2021
		Audited	Audited
	ASSETS		
	Non Current Assets		
a)	Property, Plant and Equipment	52.82	54.78
b)	Intangible assets	0.26	-
c)	Financial Assets		
	Other financial assets	1.14	1.14
d)	Deferred tax assets (net)	-	-
e)	Other Non-Current assets	-	-
	Total Non-Current Assets	54.22	55.92
	Current Assets		
a)	Inventories	0.35	32.99
b)	Financial Assets		
	(i) Trade Receivables	19.18	256.68
	(ii) Cash and Cash equivalents	10.61	9.47
	iii) Other financial assets	23.04	20.98
c)	Current Tax Assets	3.49	2.09
d)	Other Current Assets	7.93	24.88
	Total - Assets	118.82	403.01
II	EQUITY AND LIABILITIES		
	Equity		
a)	Equity share capital	571.37	571.37
b)	Other Equity	(482.47)	(481.91)
	Total Equity	88.90	89.46
	Liabilities		
	Non-current liabilities		
a)	Financial Liabilities		
	(i) Borrowings.	-	175.09
b)	Provisions	3.05	4.14
	Total Non- Current liabilities	3.05	179.23
	Current Liabilities		
a)	Financial Liabilities		
	i) Trade payables	5.30	20.45
	ii) Other financial liabilities	5.40	33.83
b)	Other current liabilities	1.86	67.65
c)	Provisions	14.31	12.39
	Total Current liabilities	26.87	134.32
	Total Equity and Liabilities	118.82	403.01

Notes:


- The above Audited financial results and its release, as reviewed by the Audit Committee of the Board, were approved and taken on the record the Board of Directors at their meeting held on 27th May 2022.
- Segment wise reporting is not applicable to the company for the time being.
- Figures of previous quarter/year have been re-grouped wherever necessary without any financial impact on the results.



Place : Hyderabad
 Date : 27.05.2022



for and on behalf of the Board of Directors


Sreedhar Chowdhury
 Managing Director

STATEMENT OF CASH FLOW FOR THE YEAR ENDED MARCH 31, 2022

(Rs In Lakhs)

Particulars		for the year 31.03.2022	for the year 31.03.2021
I.	Cash flow from operating activities:		
	Profit before tax	(0.65)	78.63
	Add: Other Comprehensive Income before Tax	0.09	0.15
		(0.56)	78.78
	Adjustment for non-cash transactions:		
	Depreciation and amortization expenses	2.32	2.17
	Provision for Warranties	1.90	12.22
	Excess Provisions written back	-	(1.65)
		3.66	91.52
	Adjustment for investing and financing activities:		
	Interest Income:		
	From bank deposits and others	(1.17)	(1.29)
	Interest on Unsecured Loan	2.60	7.54
		1.43	6.26
	Adjustment for changes in working capital:		
	Decrease / (increase) in inventories	32.63	(5.66)
	Decrease / (increase) in trade receivables	237.50	(256.64)
	Decrease / (increase) in other non current financial assets	-	0.02
	Decrease / (increase) in other current financial assets	(1.81)	8.26
	Decrease / (increase) in other non current assets	-	0.49
	Decrease / (increase) in other current assets	16.95	(18.83)
	(Decrease) /Increase in trade payables	(15.67)	1.16
	(Decrease) /Increase in other current financial liabilities	(21.75)	0.19
	(Decrease) /Increase in other current liabilities	(65.79)	33.23
	(Decrease) /Increase in long term provisions	(1.09)	0.65
	(Decrease) /Increase in short term provisions	0.01	0.06
		180.98	(237.08)
	Cash generated from operations	186.07	(139.30)
	Less: Direct taxes paid (net of refunds)	(1.41)	1.19
	Net cash flow from operating activities (I)	184.66	(138.11)
II.	Cash flows from investing activities		
	Purchase of fixed assets	(0.61)	(2.32)
	Interest Income received	0.93	0.85
	Net cash flow from/ (used in) investing activities (II)	0.32	(1.47)
III.	Cash flows from financing activities		
	Proceeds from Long Term Borrowings	(175.09)	150.01
	Interest paid during the year	(8.75)	(1.74)
		(183.84)	148.35
IV.	Net (decrease)/increase in cash and cash equivalents (I + II + III)	1.14	8.77
	Cash and cash equivalents at the beginning of the year	9.47	0.70
V.	Cash and cash equivalents at the end of the year	10.61	9.47
VI.	Components of cash and cash equivalents:		
	Cash on hand	0.05	0.06
	With banks:		
	On Current Account	10.56	9.40
	Total cash and cash equivalents	10.61	9.47



Handwritten signature



**Auditor's Report on Quarterly Financial Results and Year to Date Results of INCON ENGINEERS LIMITED
Pursuant to the Regulation 33 of the SEBI (Listing Obligations and Disclosure Requirements)
Regulations, 2015**



To,
Board of Directors of Incon Engineers Limited

1. We have audited the accompanying financial results of **Incon Engineers Limited** for the quarter ended 31st March 2022 and the year-to-date results for the period 1st April 2021 to 31st March 2022 attached herewith, being submitted by the Company pursuant to the requirement of Regulation 33 of the SEBI (Listing Obligations and Disclosure Requirements) Regulations, 2015. (Listing Obligations and Disclosure Requirements) Regulations, 2015 read with SEBI Circular No. CIR/CFD/FAC/62/2016 dated 5th July 2016 ('the circular'). These quarterly financial results as well as year to date financial results have been prepared on the basis of the interim financial statements, which are the responsibility of the Company's management. Our responsibility is to express an opinion on these financial results based on our audit of such interim financial results, which have been prepared in accordance with the recognition and measurement principles laid down in Indian Accounting Standard (Ind AS) 34 "Interim Financial Reporting", specified under Section 133 of the Companies Act, 2013, read with Rule 7 of Companies (Accounts) Rules 2014 and other accounting principles generally accepted in India.
2. We conducted our audit in accordance with the auditing standards generally accepted in India. Those standards require that we plan and perform the audit to obtain reasonable assurance about whether the financial results are free of material misstatement(s). An audit includes examining, on a test basis, evidence supporting the amounts disclosed as financial results. An audit also includes assessing the accounting principles used and significant estimates made by management. We believe that our audit provides a reasonable basis for our opinion.
3. The results for the Quarter ended 31st March 2022, are the balancing figures between audited figures in respect of the full financial year and the unaudited published figures up to the third quarter of the current financial year which were subjected to limited review by us.



4. In our opinion and to the best of our information and according to the explanations given to us these quarterly financial results as well as the year-to-date results:
- i) are presented in accordance with the requirements of Regulation 33 of the SEBI (Listing Obligations and Disclosure Requirements) Regulations, 2015(Listing Obligations and Disclosure Requirements) Regulations, 2015 read with SEBI Circular No. CIR/CFD/FAC/62/2016 dated 5th July 2016 ('the circular') in this regard; and
 - ii) give a true and fair view of the net loss and other financial information for the quarter ended 31st March 2022 as well as the year-to-date results for the period from 1st April 2021 to 31st March 2022.

for K.S. Rao & Co.,
Chartered Accountants
Firms' Registration Number: 003109S

(V. VENKATESWARA RAO)

Partner

Membership Number: 219209

UDIN: 22219209AJRZDI5057

HYDERABAD, May 27, 2022

Ref: INCON/SEC/2022

Date: 27.05.2022

To
BSE Limited
Floor 25, PJ Towers
Dalal Street, Mumbai 400001

CSE Limited
Lyons Range, Dalhousie,7
Kolkatta - 700001

Dear Sirs,

Sub: Declaration pursuant to Regulation 33(3)(d) of the SEBI (Listing Obligation and Disclosure Requirements) Regulations, 2015 – Reg

Ref: Our Scrip Code – 533167.

Pursuant to provisions of Regulation 33(3)(d) of SEBI (Listing Obligation and Disclosure Requirements) Regulations, 2015 as amended by SEBI Notification No. SEBI/LAD-NRO/GN/2016-17/001 dated 25th May, 2016 and SEBI Circular No. CIR/CFD/CMD/56/2016 dated 27th May, 2016, we hereby confirm that the Audit Report issued by M/s. K.S Rao & Co., Statutory Auditors of the Company, have provided un-modified audit opinion on Audited Financial Results of the Company for the quarter and year ended 31st March, 2022.

Kindly take the same on your records.

Yours Sincerely,
For Incon Engineers Limited


Sreedhar Chowdhury
Managing Director

