



**VIJAYA
DIAGNOSTIC
CENTRE**

November 8, 2021

To
Listing Department,
NATIONAL STOCK EXCHANGE OF INDIA LIMITED
Exchange Plaza,
Bandra Kurla Complex, Bandra (E),
MUMBAI -400 051
Company Code No. VIJAYA

To
The Corporate Relations Department
BSE LIMITED
Phiroz Jeejeebhoy Towers,
25th floor, Dalal Street,
MUMBAI -400 001
Company Code No. 543350

Dear Sirs,

Sub: Un-audited Financial Results for the second quarter and half year ended September 30, 2021.

The Board of Directors of the Company at its meeting held on November 8, 2021, has inter alia, considered and approved the Un-audited standalone and consolidated Financial Results of the Company for the second quarter and half year ended September 30, 2021 pursuant to Regulation 33 of SEBI (Listing Obligations and Disclosure Requirements) Regulations, 2015.

We enclose herewith the said Un-audited Financial Results along with the Limited Review Reports of the Statutory Auditors of the Company.

The Board meeting commenced at 3.40 p.m. and concluded at p.m. ^{5.08}

Please take the information on record.

Thanking you,

Yours faithfully,

For Vijaya Diagnostic Centre Limited

S Suprita Reddy
Chief Executive Officer





**VIJAYA
DIAGNOSTIC
CENTRE**

Vijaya Diagnostic Centre Limited (Formerly known as 'Vijaya Diagnostic Center Private Limited')

CIN: U85195TG2002PLC039075

Regd. Office: 3-6-16 & 17, Street No. 19, Himayatnagar, Hyderabad-500029, Telangana, India

Corporate Office: No.6-3-883/F, FPA Building, Near Rajiv Gandhi Statue Lane Adjacent to Topaz Building, Hyderabad-500082, Telangana, India

Phone: 040-23420422, Website: www.vijayadiagnostic.com, Email: ir@vijayadiagnostic.in

Statement of Unaudited Standalone Financial Results for the quarter and half year ended 30 September 2021

(Rs. in Lakhs except as stated)


Sl. No.	Particulars	Quarter ended			Half year ended		Year ended
		30-Sep-21	30-Jun-21	30-Sep-20	30-Sep-21	30-Sep-20	31-Mar-21
		Unaudited	Audited	Unaudited	Unaudited	Unaudited	Audited
1	Income						
	(a) Revenue from operations	10,949.82	11,933.10	11,053.09	22,882.92	16,088.69	36,731.59
	(b) Other income	315.68	325.27	236.93	640.95	454.42	1,083.12
	Total income	11,265.50	12,258.37	11,290.02	23,523.87	16,543.11	37,814.71
2	Expenses						
	(a) Cost of materials consumed	1,523.72	2,051.97	1,887.99	3,575.69	2,627.45	5,551.05
	(b) Employee benefits expense	1,659.28	1,565.56	1,377.12	3,224.84	2,623.96	5,570.53
	(c) Finance costs	389.85	391.49	421.51	781.34	794.10	1,481.23
	(d) Depreciation and amortisation expense	1,233.89	1,178.53	1,358.18	2,412.42	2,504.70	4,972.96
	(e) Other expenses	2,741.38	2,780.85	2,749.28	5,522.23	4,429.51	9,280.32
	Total expenses	7,548.12	7,968.40	7,794.08	15,516.52	12,979.72	26,856.09
3	Profit before tax (PBT) [1-2]	3,717.38	4,289.97	3,495.94	8,007.35	3,563.39	10,958.62
4	Tax expense						
	(a) Current tax	1,054.00	1,140.00	960.37	2,194.00	1,196.00	3,150.00
	(b) Deferred tax	(69.16)	(77.72)	(66.66)	(146.88)	(416.29)	(450.00)
	(c) Tax pertaining to earlier years	-	-	-	-	-	(23.53)
	Total tax expense	984.84	1,062.28	893.71	2,047.12	779.71	2,676.47
5	Profit for the year [3 - 4]	2,732.54	3,227.69	2,602.23	5,960.23	2,783.68	8,282.15
6	Other comprehensive income						
	<i>Items that will not be reclassified to profit or loss</i>						
	(a) Remeasurement of defined benefit obligations	(2.55)	(2.55)	9.70	(5.10)	(14.75)	4.66
	(b) Income-tax relating to above item	0.64	0.64	(2.44)	1.28	3.71	(1.17)
	Other comprehensive income for the year (net of tax)	(1.91)	(1.91)	7.26	(3.82)	(11.04)	3.49
7	Total comprehensive income for the period [5 + 6]	2,730.63	3,225.78	2,609.48	5,956.41	2,772.64	8,285.64
8	Paid-up equity share capital (Face value of Re. 1 each) (Refer Note 5)	1,019.66	1,019.66	453.19	1,019.66	453.19	453.19
9	Other Equity						35,601.72
10	Earnings per equity share (face value of Rs. 1 each, fully paid) (non annualized for quarter and half year ended) (Refer Note 5)						
	- Basic (in Rs.)	2.68	3.17	2.55	5.85	2.73	8.12
	- Diluted (in Rs.)	2.66	3.17	2.55	5.81	2.73	8.12



Notes:

1. The above standalone financial results of Vijaya Diagnostic Centre Limited (Formerly known as 'Vijaya Diagnostic Centre Private Limited') ('the Company') have been prepared in accordance with Indian Accounting Standards ('Ind AS') prescribed under Section 133 of the Companies Act, 2013 ('the Act') read with the relevant rules thereunder and in terms of Regulation 33 of Securities and Exchange Board of India (Listing Obligations and Disclosure Requirements) Regulations, 2015.
2. The Company has completed its Initial Public Offer ('IPO') and listed its equity shares on BSE Limited ('BSE') and National Stock Exchange of India Limited ('NSE') on 14 September 2021. The accompanying financial results are the first financial results of the Company post its listing. Accordingly, the figures for the quarter and the half year ended 30 September 2020 as reported in these financial results were neither reviewed nor subject to audit, however, the management has exercised necessary due diligence to ensure that the financial results for these periods provide a true and fair view of the Company's affairs. The historical annual financial statements of the company are available in the website of the company at www.vijayadiagnostic.com
3. The above standalone financial results were reviewed by the audit committee and approved by the Board of Directors in their respective meetings held on 8 November 2021. The statutory auditors have carried out limited review of the above results for the quarter and half year ended 30 September 2021. An unmodified review opinion has been issued by them thereon.
4. The Company's operations fall within a single business segment "Diagnostic services".
5. On 22 March 2021, the Equity shares of the Company having the face value of Rs. 10 each were subdivided into 10 equity shares having a face value of Re. 1 each. Accordingly, 4,531,819 equity shares of face value of Rs. 10 each were subdivided into 45,318,190 equity shares of face value of Re. 1 each. The Company issued bonus shares on 27 May 2021 in proportion of five new equity shares of Re. 1 each for every four existing equity shares of Re. 1 each, resulting in total fully paid-up equity shares of 101,965,926 of Re. 1 each. The basic / diluted earnings per share have been adjusted towards this subdivision and bonus issue of shares for all the periods presented.
6. The MCA vide notification dated 24 March 2021 has amended Schedule III to the Companies Act, 2013 in respect of certain disclosures. Amendments are applicable from 01 April 2021. The Company has incorporated the changes as per the said amendment in the above results and has also changed comparative numbers wherever it is applicable.
7. The date of implementation of the Code on Social Security, 2020 is yet to be notified by the Government. The Company is in the process of assessing the impact of this Code and will give effect in the financial results when the Rules/Schemes thereunder are notified.
8. The outbreak of COVID-19 in many countries has brought about disruptions to businesses around the world and uncertainty to the global economy. The Company is closely monitoring the impact of the pandemic on all aspects of its business, including how it will impact its employees, vendors and business partners. The Company based on the information available to date, both internal and external, considered the uncertainty relating to the COVID-19 pandemic in assessing its impact on the financial results. Based on the current estimates, the Company expects to fully recover the carrying amount of assets, and does not foresee any material adverse impact on its operations. As the outbreak continues to evolve, the Company will continue to closely monitor any material changes to future economic condition.
9. The results of the Company are available for investors at www.vijayadiagnostic.com, www.nseindia.com and www.bseindia.com
10. Previous period figures have been regrouped / rearranged wherever considered necessary.

for and on behalf of the Board of Directors of
Vijaya Diagnostic Centre Limited
(Formerly known as 'Vijaya Diagnostic Center Private Limited')


K. Sunil Chandra
Executive Director
DIN Number: 01409332

Place: Hyderabad
Date: 08 November 2021



Standalone Balance Sheet

(Rs. in Lakhs except as stated)


S.No	Particulars	As at 30 Sep 2021	As at 31 Mar 2021
		Unaudited	Audited
	ASSETS		
I	Non-current assets		
	(a) Property, plant and equipment	16,438.78	13,396.83
	(b) Capital work-in-progress	1,586.76	818.21
	(c) Right of use assets	15,289.12	12,600.07
	(d) Other intangible assets	140.78	60.05
	(e) Intangible assets under development	35.11	123.63
	(f) Financial assets		
	(i) Investments	487.35	487.35
	(ii) Loans	425.00	-
	(iii) Other financial assets	1,632.95	1,203.67
	(g) Deferred tax assets (net)	728.57	580.41
	(h) Non-current tax assets (net)	3.73	24.26
	(i) Other non-current assets	2,905.84	610.95
	Total non-current assets	39,673.97	29,905.43
II	Current assets		
	(a) Inventories	502.00	249.79
	(b) Financial assets		
	(i) Investments	2,829.77	2,762.73
	(ii) Trade receivables	621.35	633.94
	(iii) Cash and cash equivalents	2,819.28	631.32
	(iv) Bank balances other than (iii) above	15,604.43	18,223.50
	(v) Loans	104.97	104.97
	(vi) Other financial assets	1,679.50	509.91
	(c) Other current assets	438.76	264.01
	Total current assets	24,600.06	23,380.17
	TOTAL ASSETS (I + II)	64,274.03	53,285.60
	EQUITY AND LIABILITIES		
I	Equity		
	(a) Equity share capital	1,019.66	453.19
	(b) Other Equity	41,057.92	35,601.72
	Total equity attributable to equity holders of the Company	42,077.58	36,054.91
	Liabilities		
II	Non-current liabilities		
	(a) Financial liabilities		
	(i) Lease liabilities	15,433.68	12,647.22
	(ii) Other financial liabilities	-	21.79
	(b) Provisions	702.13	705.09
	(c) Other non-current liabilities	8.17	5.30
	Total non-current liabilities	16,143.98	13,379.40
III	Current liabilities		
	(a) Financial liabilities		
	(i) Lease liabilities	1,141.25	1,010.24
	(ii) Trade payables		
	Total outstanding dues of micro and small enterprises	153.75	26.83
	Total outstanding dues of creditors other than micro and small enterprises	2,252.20	2,000.43
	(iii) Other financial liabilities	1,336.54	418.78
	(b) Provisions	133.53	58.58
	(c) Current tax liabilities (net)	767.72	146.84
	(d) Other current liabilities	267.48	189.59
	Total current liabilities	6,052.47	3,851.29
	Total liabilities (II + III)	22,196.45	17,230.69
	TOTAL EQUITY AND LIABILITIES (I + II + III)	64,274.03	53,285.60

for and on behalf of the Board of Directors of
Vijaya Diagnostic Centre Limited
 (Formerly known as 'Vijaya Diagnostic Center Private Limited')

[Signature]
R. Sunil Chandra
 Executive Director

DIN Number: 01409332

Place: Hyderabad
 Date: 08 November 2021



Standalone Statement of Cashflows

(Rs. in Lakhs except as stated)

	Particulars	For the period ended 30 September 2021	For the period ended 30 September 2020
		Unaudited	Unaudited
A	Cash flow from operating activities		
	Profit for the period (before tax)	8,007.35	3,563.39
	Adjustments for:		
	Depreciation and amortisation expense	2,412.42	2,504.70
	Net (gain)/loss on sale/ retirement of property, plant and equipment	(24.26)	(7.83)
	Interest income	(537.60)	(428.53)
	Profit on sale of mutual fund investments	-	(15.68)
	Provision for credit impaired receivables	-	20.00
	Employee stock option expense	66.26	8.59
	Fair value movement on financial instruments	(67.04)	-
	Finance cost	698.73	698.63
	Liability no longer required written back	0.14	-
	Operating profit before changes in assets and liabilities	10,556.00	6,343.27
	Changes in working capital items:		
	Decrease/(Increase) in trade receivables	12.59	90.01
	(Increase)/Decrease in inventories	(252.21)	(22.36)
	(Increase)/Decrease in other financial assets	(1,265.62)	0.04
	(Increase)/Decrease in other assets and deposits	(375.56)	(149.20)
	Decrease/(Increase) in trade payables	378.59	293.59
	Decrease/(Increase) in provisions and other liabilities	127.89	(6.05)
	Decrease/(Increase) in other financial liabilities	508.81	0.41
	Cash generated from operations	9,690.49	6,549.71
	Current taxes paid	(1,552.59)	(1,241.13)
	Net cash (used) / generated from operating activities	8,137.90	5,308.58
B	Cash flows from investing activities		
	Acquisition of property, plant and equipment and CWIP (including capital advances)	(7,238.96)	(1,151.10)
	Proceeds from sale of property, plant and equipment	44.86	30.57
	Redemption of debt oriented liquid mutual funds, net	-	5,355.92
	Fixed deposits placed having original maturity of more than 3 months, net	2,230.87	(10,637.33)
	(Investment)/redemption of margin money deposits	-	1.86
	Loans given to subsidiaries	(425.00)	73.01
	Interest received	615.09	157.76
	Net cash (used) / generated from investing activities	(4,773.14)	(6,169.31)
C	Cash flows from financing activities		
	Repayment of long-term borrowings	-	(2,209.57)
	Repayment of lease liabilities	(1,176.80)	(861.35)
	Interest paid	-	(112.73)
	Net cash (used) / generated from financing activities	(1,176.80)	(3,183.65)
	Net increase/ (decrease) in cash and cash equivalents (A + B + C)	2,187.96	(4,044.38)
	Cash and cash equivalents at the beginning of the financial period	631.32	5,548.53
	Cash and cash equivalents at end of the period	2,819.28	1,504.15

Cash and cash equivalents as per above comprise of the following:

	As At Sep 30, 2021	As At Sep 30, 2020
Cash on hand	64.68	71.60
Balances with banks		
- in current accounts	2,754.60	1,432.55
- in deposit accounts having maturity less than three months	-	-
Total cash and cash equivalents	2,819.28	1,504.15

for and on behalf of the Board of Directors of
Vijaya Diagnostic Centre Limited
 (Formerly known as "Vijaya Diagnostic Center Private Limited")

K. Sunil Chandra
 Executive Director
 DIN Number: 01409332

Place: Hyderabad
 Date: 08 November 2021



B S R & Associates LLP

Chartered Accountants

Salarpuria Knowledge City,
Orwell, B Wing, 6th Floor, Unit-3,
Sy No. 83/1, Plot No. 02, Raidurg,
Hyderabad – 500 081 - India

Telephone: +91 40 7182 2000
Fax: +91 40 7182 2399

Limited Review Report on Unaudited Quarterly standalone Financial Results and standalone year-to-date results of Vijaya Diagnostic Centre Limited pursuant to the Regulation 33 of the SEBI (Listing Obligations and Disclosure Requirements) Regulations, 2015 ('Listing Regulations')

To

The Board of Directors

Vijaya Diagnostic Centre Limited (Formerly known as 'Vijaya Diagnostic Centre Private Limited')

1. We have reviewed the accompanying Statement of unaudited standalone financial results of Vijaya Diagnostic Centre Limited (Formerly known as 'Vijaya Diagnostic Centre Private Limited') ("the Company") for the quarter ended 30 September 2021 and year to date results for the period from 01 April 2021 to 30 September 2021 ("the Statement"). Attention is drawn to Note 2 of the Standalone financial results which states the fact that the standalone figures for the financial results for the corresponding quarter ended 30 September 2020 and the financial result including cash flow for year to date from 01 April 2020 to 30 September 2020, as reported in these financial results have been approved by the Company's Board of Directors, but have not been subject to review for the reasons mentioned therein.
2. This Statement, which is the responsibility of the Company's management and approved by the Board of Directors, has been prepared in accordance with the recognition and measurement principles laid down in Indian Accounting Standard 34 "*Interim Financial Reporting*" ("Ind AS 34"), prescribed under Section 133 of the Companies Act, 2013, and other accounting principles generally accepted in India and in compliance with Regulation 33 of the Listing Regulations. Our responsibility is to issue a report on the Statement based on our review.
3. We conducted our review of the Statement in accordance with the Standard on Review Engagements (SRE) 2410 "*Review of Interim Financial Information Performed by the Independent Auditor of the Entity*" issued by the Institute of Chartered Accountants of India. This standard requires that we plan and perform the review to obtain moderate assurance as to whether the Statement is free of material misstatement. A review is limited primarily to inquiries of company personnel and analytical procedures applied to financial data and thus provides less assurance than an audit. We have not performed an audit and accordingly, we do not express an audit opinion.

4. Based on our review conducted as above, nothing has come to our attention that causes us to believe that the accompanying Statement, prepared in accordance with applicable accounting standards and other recognised accounting practices and policies has not disclosed the information required to be disclosed in terms of Regulation 33 of the Listing Regulations, including the manner in which it is to be disclosed, or that it contains any material misstatement.

for **B S R & Associates LLP**

Chartered Accountants

ICAI Firm Registration Number: 116231 W/W- 100024

SRIRAM

Digitally signed by
SRIRAM MAHALINGAM

MAHALINGAM

Date: 2021.11.08 17:09:51
+05'30'

Sriram Mahalingam

Partner

Membership No.: 049642

UDIN: 21049642AAAAEW1975

Place: Palakkad

Date: 08 November 2021



VIJAYA DIAGNOSTIC CENTRE

Vijaya Diagnostic Centre Limited (Formerly known as 'Vijaya Diagnostic Center Private Limited')

CIN: U85195TG2002PLC039075

Regd. Office: 3-6-16 & 17, Street No. 19, Himayatnagar, Hyderabad-500029, Telangana, India

Corporate Office: No.6-3-883/F, FPA Building, Near Rajiv Gandhi Statute Lane Adjacent to Topaz Building, Hyderabad-500082, Telangana, India

Phone: 040-23420422, Website: www.vijayadiagnostic.com, Email: ir@vijayadiagnostic.in

Statement of Unaudited Consolidated Financial Results for the quarter and half year ended 30 September, 2021

(Rs. in Lakhs except as stated)


Sl. No.	Particulars	Quarter ended			Half year ended		Year ended
		30-Sep-21	30-Jun-21	30-Sep-20	30-Sep-21	30-Sep-20	31-Mar-21
		Unaudited	Audited	Unaudited	Unaudited	Unaudited	Audited
1	Income						
	(a) Revenue from operations	11,270.73	12,268.65	11,314.38	23,539.38	16,485.45	37,674.57
	(b) Other income	315.45	328.37	236.59	643.82	464.76	1,184.64
	Total income	11,586.18	12,597.02	11,550.97	24,183.20	16,950.21	38,859.21
2	Expenses						
	(a) Cost of materials consumed	1,623.85	2,108.41	1,929.73	3,732.26	2,685.20	5,709.45
	(b) Employee benefits expense	1,709.50	1,614.55	1,422.93	3,324.05	2,708.24	5,743.33
	(c) Finance costs	393.68	400.26	433.56	793.94	817.57	1,524.60
	(d) Depreciation and amortisation expense	1,247.74	1,192.09	1,376.36	2,439.83	2,539.88	5,045.14
	(e) Other expenses	2,822.57	2,860.11	2,832.48	5,682.68	4,578.77	9,624.30
	Total expenses	7,797.34	8,175.42	7,995.06	15,972.76	13,329.66	27,646.82
3	Profit Before Tax (PBT) [1 - 2]	3,788.84	4,421.60	3,555.91	8,210.44	3,620.55	11,212.39
4	Tax expense						
	(a) Current tax	1,065.82	1,174.10	960.71	2,239.92	1,196.70	3,174.49
	(b) Deferred tax, net	(76.67)	(85.11)	(64.09)	(161.78)	(416.26)	(453.17)
	(c) Tax pertaining earlier years	-	-	0.43	-	0.43	(21.58)
	Total tax expense	989.15	1,088.99	897.05	2,078.14	780.87	2,699.74
5	Profit for the period [3-4]	2,799.69	3,332.61	2,658.86	6,132.30	2,839.68	8,512.65
6	Other comprehensive income						
	<i>Items that will not be reclassified to profit or loss</i>						
	(a) Remeasurement of the defined benefit obligations	(2.77)	(2.77)	11.32	(5.54)	(14.75)	(0.16)
	(b) Income-tax relating to above item	0.64	0.64	(2.44)	1.28	3.71	(1.17)
	Other comprehensive income for the period (net of tax)	(2.13)	(2.13)	8.88	(4.26)	(11.04)	(1.33)
7	Total comprehensive income for the period [5+6]	2,797.56	3,330.48	2,667.74	6,128.04	2,828.64	8,511.32
	Profit for the period attributable to:						
	Owners of the Company	2,771.19	3,296.97	2,642.31	6,068.16	2,833.44	8,447.82
	Non controlling interests	28.50	35.64	16.55	64.14	6.24	64.83
	Other comprehensive income attributable to:						
	Owners of the Company	(2.04)	(2.05)	8.27	(4.09)	(11.04)	0.49
	Non controlling interests	(0.09)	(0.08)	0.61	(0.17)	-	(1.82)
	Total comprehensive income attributable to:						
	Owners of the Company	2,769.15	3,294.92	2,650.58	6,064.07	2,822.40	8,448.31
	Non controlling interests	28.41	35.56	17.16	63.97	6.24	63.01
8	Paid-up equity share capital (Face value of Re. 1 each) (Refer Note 5)	1,019.66	1,019.66	453.19	1,019.66	453.19	453.19
9	Other Equity						35,447.45
10	Earnings per equity share (face value of Rs. 1 each fully paid up) (non annualized for quarter and half year ended) (Refer Note 5)						
	- Basic (in Rs.)	2.72	3.23	2.59	5.95	2.78	8.28
	- Diluted (in Rs.)	2.70	3.23	2.59	5.91	2.78	8.28



Notes:

1. The above consolidated financial results of Vijaya Diagnostic Centre Limited (formerly known as 'Vijaya Diagnostic Centre Private Limited') ('the Company') and its subsidiaries (the Company and its subsidiaries together referred to as 'the Group') have been prepared in accordance with Indian Accounting Standards ('Ind AS') prescribed under Section 133 of the Companies Act, 2013 ('the Act') read with the relevant rules thereunder and in terms of Regulation 33 of Securities and Exchange Board of India (Listing Obligations and Disclosure Requirements) Regulations, 2015.
2. The Company has completed its Initial Public Offer ('IPO') and listed its equity shares on BSE Limited ('BSE') and National Stock Exchange of India Limited ('NSE') on 14 September 2021. The accompanying financial results are the first financial results of the Company post its listing. Accordingly, the figures for the quarter and the half year ended 30 September 2020 as reported in these financial results were neither reviewed nor subject to audit, however, the management has exercised necessary due diligence to ensure that the financial results for these periods provide a true and fair view of the Group's affairs. The historical annual financial statements of the company and its subsidiaries are available in the website of the company at www.vijayadiagnostic.com
3. The above consolidated financial results were reviewed by the audit committee and approved by the Board of Directors in their respective meetings held on 8 November 2021. The statutory auditors have carried out limited review of the above results for the quarter and half year ended 30 September 2021. An unmodified review opinion has been issued by them thereon.
4. The Group's operations fall within a single business segment "Diagnostic services".
5. On 22 March 2021, the equity shares of the Company having the face value of Rs. 10 each were subdivided into 10 equity shares having a face value of Re. 1 each. Accordingly, 4,531,819 equity shares of face value of Rs. 10 each were subdivided into 45,318,190 equity shares of face value of Re. 1 each. The Company issued bonus shares on 27 May 2021 in proportion of five new equity shares of Re. 1 each for every four existing equity shares of Re. 1 each, resulting in total fully paid-up equity shares of 101,965,926 of Re. 1 each. The basic / diluted earnings per share have been adjusted towards this subdivision and bonus issue of shares for all the periods presented.
6. The MCA vide notification dated 24 March 2021 has amended Schedule III to the Companies Act, 2013 in respect of certain disclosures. Amendments are applicable from 01 April 2021. The Group has incorporated the changes as per the said amendment in the above results and has also changed comparative numbers wherever it is applicable.
7. The date of implementation of the Code on Social Security, 2020 is yet to be notified by the Government. The Group is in the process of assessing the impact of this Code and will give effect in the financial results when the Rules/Schemes thereunder are notified.
8. The outbreak of COVID-19 in many countries has brought about disruptions to businesses around the world and uncertainty to the global economy. The Group is closely monitoring the impact of the pandemic on all aspects of its business, including how it will impact its employees, vendors and business partners. The Group based on the information available to date, both internal and external, considered the uncertainty relating to the COVID-19 pandemic in assessing its impact on the financial results. Based on the current estimates, the Group expects to fully recover the carrying amount of assets, and does not foresee any material adverse impact on its operations. As the outbreak continues to evolve, the Group will continue to closely monitor any material changes to future economic condition.
9. The results of the Group are available for investors at www.vijayadiagnostic.com, www.nseindia.com and www.bseindia.com
10. Previous period figures have been regrouped / rearranged wherever considered necessary.

for and on behalf of the Board of Directors of
Vijaya Diagnostic Centre Limited
(Formerly known as 'Vijaya Diagnostic Center Private Limited')


K. Sunil Chandra
Executive Director
DIN Number: 01409332

Place: Hyderabad
Date: 08 November 2021



Consolidated Balance sheet

(Rs. in Lakhs except as stated)

SL.N o	Particulars	As at 30 Sep 2021	As at 31 Mar 2021
		Unaudited	Audited
	ASSETS		
I	Non-current assets		
	(a) Property, plant and equipment	16,595.12	13,576.84
	(b) Capital work-in-progress	1,586.75	818.21
	(c) Right of use assets	15,289.12	12,600.07
	(d) Other intangible assets	140.78	60.05
	(e) Intangible assets under development	35.11	123.63
	(f) Goodwill on consolidation	533.75	533.75
	(g) Financial assets		
	(i) Investments	4.00	4.00
	(ii) Other financial assets	1,649.93	1,222.17
	(h) Deferred tax assets, (net)	772.77	609.71
	(i) Non-current tax assets, (net)	30.45	56.99
	(j) Other non-current assets	2,905.84	610.91
	Total non-current assets	39,543.62	30,216.33
II	Current assets		
	(a) Inventories	527.70	264.43
	(b) Financial assets		
	(i) Investments	2,829.77	2,762.73
	(ii) Trade receivables	669.37	640.73
	(iii) Cash and cash equivalents	2,858.98	668.56
	(iv) Bank balances other than (iii) above	16,192.27	18,755.50
	(v) Other financial assets	1,684.39	518.93
	(c) Other current assets	449.74	267.16
	Total current assets	25,212.22	23,878.04
	TOTAL ASSETS (I + II)	64,755.84	54,094.37
	EQUITY AND LIABILITIES		
I	Equity		
	(a) Equity share capital	1,019.66	453.19
	(b) Other equity	41,011.31	35,447.45
	Equity attributable to owners of the Company	42,030.97	35,900.64
	Non-controlling interest	86.59	22.62
	Total equity	42,117.56	35,923.26
	Liabilities		
II	Non-current liabilities		
	(a) Financial liabilities		
	(i) Borrowings	-	327.45
	(ii) Lease liabilities	15,433.68	12,647.22
	(iii) Other financial liabilities	-	21.79
	(b) Provisions	735.80	770.18
	(c) Other non-current liabilities	8.17	5.30
	Total non-current liabilities	16,177.65	13,771.94
III	Current liabilities		
	(a) Financial liabilities		
	(i) Borrowings	92.41	119.69
	(ii) Lease liabilities	1,141.25	1,010.24
	(iii) Trade payables	-	-
	total outstanding dues of micro and small enterprises	153.75	26.83
	total outstanding dues of creditors other than micro and small enterprises	2,427.14	2,189.36
	(iv) Other financial liabilities	1,372.43	612.57
	(b) Provisions	183.34	73.57
	(c) Current tax liabilities, net	817.94	162.40
	(d) Other current liabilities	272.37	204.51
	Total current liabilities	6,460.63	4,399.17
	Total liabilities (II + III)	22,638.28	18,171.11
	TOTAL EQUITY AND LIABILITIES (I + II + III)	64,755.84	54,094.37

for and on behalf of the Board of Directors of
Vijaya Diagnostic Centre Limited
 (Formerly known as 'Vijaya Diagnostic Center Private Limited')

K. Sunil Chandra
 Executive Director
 DIN Number: 01409332

Place: Hyderabad
 Date: 08 November 2021



Consolidated Statement of Cashflows

(Rs. in Lakhs except as stated)

Sl.No	Particulars	For the period ended 30 September 2021	For the period ended 30 September 2020
		Unaudited	Unaudited
A.	Cash flow from operating activities		
	Profit before tax	8,210.44	3,620.55
	Adjustments for:		
	Depreciation and amortisation expense	2,439.83	2,539.88
	Net gain on sale/ retirement of property, plant and equipment	(24.26)	(7.83)
	Interest income	(536.46)	(437.17)
	Profit on sale of mutual fund investments	-	(15.68)
	Provision for credit impaired receivables	(0.22)	23.28
	Fair value movement on financial instruments	(67.04)	(1.57)
	Liabilities no longer required, written back	0.14	-
	Employee stock option expense	66.26	8.59
	Finance cost	722.65	719.82
	Bad debts written-off	0.03	15.00
	Operating profit before working capital changes	10,811.37	6,464.87
	Net changes in:		
	(Increase)/ decrease in inventories	(263.27)	(25.52)
	(Increase)/ decrease in trade receivables	(28.45)	157.56
	(Increase)/ decrease in other financial assets	(1,265.46)	0.04
	(Increase)/ decrease in other assets and deposits	(381.91)	(148.14)
	Increase in trade payables	364.44	250.60
	Decrease in provisions and other liabilities	213.87	(14.51)
	Increase in other financial liabilities	496.60	22.95
	Cash generated from operations	9,947.19	6,707.85
	Current taxes paid	(1,557.85)	(1,238.37)
	Net cash (used) / generated from operating activities	8,389.34	5,469.48
B.	Cash flows from investing activities		
	Acquisition of property, plant and equipment and CWIP	(7,337.97)	(1,167.98)
	Proceeds from sale of property, plant and equipment	45.64	30.61
	Redemption of debt oriented liquid mutual funds, (net)	-	5,484.57
	Fixed deposits placed having original maturity of more than 3 months, (net)	2,175.15	(10,768.91)
	Interest received	617.92	155.08
	Net cash (used) / generated from investing activities	(4,499.26)	(6,266.63)
C.	Cash flows from financing activities		
	Repayment of long-term borrowings	(327.45)	(2,229.75)
	Proceeds/(Repayments) from/to short-term borrowings, net	(27.28)	16.63
	Repayment of lease liabilities (including interest)	(1,176.79)	(861.30)
	Interest paid	(168.14)	(119.32)
	Net cash (used) / generated from financing activities	(1,699.66)	(3,193.74)
	Net increase/(decrease) in cash and cash equivalents (A + B + C)	2,190.42	(3,990.89)
	Cash and cash equivalents at the beginning of the period	668.56	5,556.81
	Cash and cash equivalents at end of the period	2,858.98	1,565.92
	Cash and cash equivalents as per above comprise of the following:		
		Sep 30, 2021	Sep 30, 2020
	Cash on hand	65.94	77.80
	Balances with banks		
	- in current accounts	2,793.04	1,488.12
	-in deposit accounts having maturity less than three months	-	-
	Total cash and cash equivalents	2,858.98	1,565.92
<p>for and on behalf of the Board of Directors of Vijaya Diagnostic Centre Limited (Formerly known as 'Vijaya Diagnostic Center Private Limited')</p> <p><i>[Signature]</i> K. Sunil Chandra Executive Director DIN Number: 01409332</p> <p>Place: Hyderabad Date: 08 November 2021</p>			



B S R & Associates LLP

Chartered Accountants

Salarpuria Knowledge City,
Orwell, B Wing, 6th Floor, Unit-3,
Sy No. 83/1, Plot No. 02, Raidurg,
Hyderabad – 500 081 - India

Telephone: +91 40 7182 2000

Limited Review Report on Unaudited Quarterly consolidated Financial Results and consolidated year-to-date results of Vijaya Diagnostic Centre Limited pursuant to the Regulation 33 of the SEBI (Listing Obligations and Disclosure Requirements) Regulations, 2015 ('Listing Regulations')

To

The Board of Directors

Vijaya Diagnostic Centre Limited (Formerly known as 'Vijaya Diagnostic Centre Private Limited')

1. We have reviewed the accompanying Statement of unaudited consolidated financial results of Vijaya Diagnostic Centre Limited (Formerly known as 'Vijaya Diagnostic Centre Private Limited') ("the Parent") and its subsidiaries (the Parent and its subsidiaries together referred to as "the Group") for the quarter ended 30 September 2021 and year to date results for the period from 01 April 2021 to 30 September 2021 ("the Statement"), being submitted by the Parent pursuant to the requirements of Regulation 33 of the Listing Regulations, as amended. Attention is drawn to Note 2 which states the fact that the consolidated figures for the financial results for the corresponding quarter ended 30 September 2020 and the financial result including cash flow for year to date from 01 April 2020 to 30 September 2020, as reported in these financial results have been approved by the Parent's Board of Directors, but have not been subjected to review.
2. This Statement, which is the responsibility of the Parent's management and approved by the Parent's Board of Directors, has been prepared in accordance with the recognition and measurement principles laid down in Indian Accounting Standard 34 "*Interim Financial Reporting*" ("Ind AS 34"), prescribed under Section 133 of the Companies Act, 2013, and other accounting principles generally accepted in India and in compliance with Regulation 33 of the Listing Regulations. Our responsibility is to express a conclusion on the Statement based on our review.
3. We conducted our review of the Statement in accordance with the Standard on Review Engagements (SRE) 2410 "*Review of Interim Financial Information Performed by the Independent Auditor of the Entity*", issued by the Institute of Chartered Accountants of India. A review of interim financial information consists of making inquiries, primarily of persons responsible for financial and accounting matters, and applying analytical and other review procedures. A review is substantially less in scope than an audit conducted in accordance with Standards on Auditing and consequently does not enable us to obtain assurance that we would become aware of all significant matters that might be identified in an audit. Accordingly, we do not express an audit opinion.

We also performed procedures in accordance with the circular issued by the SEBI under Regulation 33 (8) of the Listing Regulations, to the extent applicable.
4. The Statement includes the results of the following entities:
 - a. Vijaya Diagnostic Centre Limited (Formerly known as 'Vijaya Diagnostic Centre Private Limited') (**Parent**)

Subsidiaries
 - b. Medinova Diagnostic Services Limited
 - c. VDC Diagnostics (Karnataka) LLP
 - d. Doctors Lab Medical Services Private Limited
 - e. Medinova Millenium MRI Services LLP
 - f. Namrata Diagnostic Centre Private Limited

Principal Office:

B S R & Associates (a partnership firm with Registration No. BA692751 converted into B S R & Associates LLP (a Limited Liability Partnership with LLP Registration No. AAB-8182) with effect from October 14, 2013)

14th Floor, Central B Wing and North C Wing, Nesco IT Park 4, Nesco Center, Western Express Highway, Goregaon (East), Mumbai - 400063

5. Based on our review conducted and procedures performed as stated in paragraph 3 above and based on the consideration of the review reports of the other auditors referred to in paragraph 6 below, nothing has come to our attention that causes us to believe that the accompanying Statement, prepared in accordance with the recognition and measurement principles laid down in the aforesaid Indian Accounting Standard and other accounting principles generally accepted in India, has not disclosed the information required to be disclosed in terms of Regulation 33 of the Listing Regulations, including the manner in which it is to be disclosed, or that it contains any material misstatement.
6. We did not review the interim financial results of 2 subsidiaries included in the Statement, whose interim financial results reflect total assets of Rs. 610.77 lakhs as at 30 September 2021 and total revenues (before consolidation adjustments) of Rs. 335.73 lakhs and Rs. 789.97 lakhs, total net profit after tax (before consolidation adjustments) of Rs. 61.94 lakhs and Rs. 161.53 lakhs and total comprehensive income (before consolidation adjustments) of Rs. 61.72 lakhs and Rs. 161.09 lakhs, for the quarter ended 30 September 2021 and for the period from 01 April 2021 to 30 September 2021, respectively, and net cash outflows of Rs. 1.54 lakhs for the period from 01 April 2021 to 30 September 2021, as considered in the consolidated unaudited financial results. These interim financial results have been reviewed by other auditors whose reports have been furnished to us by the management and our conclusion on the Statement, in so far as it relates to the amounts and disclosures included in respect of these subsidiaries, is based solely on the reports of the other auditors and the procedures performed by us as stated in paragraph 3 above.

Our conclusion on the Statement is not modified in respect of the above matters.

7. The Statement includes the interim financial results of 3 subsidiaries which have not been reviewed, whose interim financial results reflect total assets of Rs. 650.35 lakhs as at 30 September 2021 and total revenue (before consolidation adjustments) of Rs. Nil and Rs. Nil, total net profit after tax (before consolidation adjustments) of Rs. 5.14 lakhs and Rs. 10.21 lakhs and total comprehensive income (before consolidation adjustments) of Rs. 5.14 lakhs and Rs. 10.21 lakhs for the quarter ended 30 September 2021 and for the period from 01 April 2021 to 30 September 2021, respectively, and net cash inflows of Rs. 4.00 lakhs for the period from 01 April 2021 to 30 September 2021, as considered in the Statement. According to the information and explanations given to us by the management, these interim financial results are not material to the Group.

Our conclusion on the Statement is not modified in respect of the above matter.

for B S R & Associates LLP

Chartered Accountants

ICAI Firm Registration Number: 116231 W/W- 100024

SRIRAM
MAHALINGAM

Digitally signed by SRIRAM
MAHALINGAM
Date: 2021.11.08 17:10:53
+05'30'

Sriram Mahalingam

Partner

UDIN: 21049642AAAAEX4407

Place: Palakkad

Date: 08 November 2021