

11th November, 2021

To,
The Manager,
Listing Department,
National Stock Exchange of India Limited
'Exchange Plaza', C-1 Block G, Bandra-Kurla Complex,
Bandra (East), Mumbai – 400051.

SYMBOL: TOTAL

SUB: OUTCOME OF BOARD MEETING HELD ON THURSDAY, NOVEMBER 11th, 2021

Dear Sir/Madam,

With reference to the captioned subject, we wish to inform you that the meeting of the Board of Directors of Total Transport Systems Limited is held on Thursday, November 11, 2021 at 11:30 A.M. through video conferencing inter alia considered and approved the following:

1. Considered and approved Unaudited Standalone and consolidated financial Results for the Quarter and half year ended on 30th September 2021 along with Limited Review Report thereon.
2. Declared an Interim Dividend for the year 2021-22
3. To fix the Record date for payment of Interim Dividend.
4. Considered and approved other business matters

Pursuant to Regulation 30 of SEBI (LODR), it is hereby informed that the Board has declare an Interim Dividend of Rs. 0.75/- per share of face value of Rs.10/- each for the year 2021-2022. The interim Dividend would be paid to eligible shareholders on or before 10th December, 2021.

It may also be noted that, pursuant to Regulation 42 of SEBI (LODR), the Board has fixed Wednesday, 24th November 2021 as the "record date" for the purpose of ascertaining the eligibility of shareholders for payment of interim dividend.

The Meeting of Board of Directors concluded at 12:55 P.M.

Kindly take the same on your record.

Yours Faithfully,

For Total Transport Systems Limited

Bhavik Trivedi
Company Secretary & Compliance officer
TOTAL TRANSPORT SYSTEMS LIMITED

7th floor, T Square, Opp Chandivali Petrol Pump, Sakinaka,
Andheri(E), Mumbai - 400 072. Maharashtra India.

Limited Review Report

To
The Board of Directors,
Total Transport Systems Limited.

We have reviewed the accompanying statement of unaudited financial results of M/s Total Transport Systems Limited ("the Company") for the quarter ended 30th September 2021. This statement is the responsibility of the Company's Management and has been approved by the Board of Directors. Our responsibility is to issue a report on these financial statements based on our review.

We conducted our review in accordance with the Standard on Review Engagement (SRE) 2410- Review of Interim Financial Information Performed by the Independent Auditor of the Entity, issued by the Institute of Chartered Accountants of India. This standard requires that we plan and perform the review to obtain moderate assurance as to whether the financial statements are free of material misstatement. A review is limited primarily to inquiries of company personnel and analytical procedures applied to financial data and thus provide less assurance than an audit. We have not performed an audit and accordingly, we do not express an audit opinion.

Based on our review conducted as above, nothing has come to our attention that causes us to believe that the accompanying statement of unaudited financial results prepared in accordance with applicable accounting standards and other recognized accounting practices and policies has not disclosed the information required to be disclosed in terms of Regulation 33 of the SEBI (Listing Obligations and Disclosure Requirements) Regulations, 2015 including the manner in which it is to be disclosed, or that it contains any material misstatement.

For S C M K & Co LLP
Chartered Accountants





S M Chitnis
Partner
M. No. 043152

Place: Mumbai
Date: 11th November 2021
UDIN: 21043152AAAAAS3773

TOTAL TRANSPORT SYSTEMS LIMITED
BALANCE SHEET AS AT 30TH SEPTEMBER, 2021

(Rs. In Lakhs)

PARTICULARS	AS AT 30 TH SEPTEMBER 2021	AS AT 31 ST MARCH 2021
	Unaudited	Audited
I. ASSETS		
1) Non-Current Assets		
(a) Property, Plant and Equipment	750.20	733.68
(b) Capital work-in-progress	-	-
(c) Right of Use Assets	12.27	-
(d) Investment Property	-	-
(e) Goodwill	-	-
(f) Other Intangible Assets	-	-
(g) Intangible Assets under development	-	13.15
(h) Investments in Subsidiaries and Associates	37.26	37.26
(i) Financial Assets		
(i) Investments	6.80	6.80
(ii) Trade Receivables	-	-
(iii) Loans	1,186.38	944.26
(iv) Others (to be specified)	-	-
(j) Deferred Tax Asset (Net)	94.14	108.13
(k) Other Non-Current Assets	-	40.65
	2,087.05	1,883.92
2) Current Assets		
(a) Inventories		
(b) Financial Assets		
(i) Investments	-	-
(ii) Trade Receivables	8,298.01	7,389.04
(iii) Cash and Cash Equivalents	440.53	165.99
(iv) Bank balance other than (iii) above	84.76	27.59
(v) Loans	21.88	29.38
(vi) Others (to be specified)	-	-
(c) Current Tax Assets (Net)	619.87	596.58
(d) Other Current Assets	-	-
	9,465.05	8,208.58
Total Assets	11,552.10	10,092.50
II. EQUITY AND LIABILITIES		
EQUITY		
(a) Equity Share Capital	1,430.60	1,430.60
(b) Other Equity	4,204.55	3,719.33
Total Equity	5,635.15	5,149.93

LIABILITIES		
1) Non-Current Liabilities		
(a) Financial Liabilities		
(i) Borrowings	428.93	430.99
(ii) Lease Liability	11.31	-
(iii) Trade Payables	-	-
a. total outstanding dues of micro enterprises and small enterprises		
b. total outstanding dues of creditors other than micro enterprises and small enterprises		
(iv) Other Financial Liabilities (Other than those specified in item (b), to be specified)	-	-
(b) Provisions	416.37	400.37
(c) Deferred Tax Liabilities (Net)	-	-
(d) Other Non-Current Liabilities	-	-
	856.60	831.36
2) Current Liabilities		
(a) Financial Liabilities		
(i) Borrowings	2,219.55	1,898.00
(ii) Trade Payables		
a. total outstanding dues of micro enterprises and small enterprises	5.42	5.52
b. total outstanding dues of creditors other than micro enterprises and small enterprises	1,440.53	1,428.30
(iii) Other Financial Liabilities (Other than those specified in item (c))	-	-
(b) Other Current Liabilities	211.76	180.15
(c) Provisions	1,183.09	599.23
(d) Current Tax Liabilities (Net)	-	-
	5,060.34	4,111.21
Total Equity and Liabilities	11,552.10	10,092.50
<div> <div> Date: 11th November, 2021 Place: Mumbai  </div> <div> For Total Transport Systems Limited  Makarand Pradhan Managing Director </div> </div>		

TOTAL TRANSPORT SYSTEMS LIMITED
STATEMENT OF PROFIT AND LOSS FOR THE HALF YEAR ENDED 30TH SEPTEMBER, 2021

(Rs. In Lakhs)

PARTICULARS	Quarter Ended			Half Year Ended		Year Ended
	30-Sep-21	30-Jun-21	30-Sep-20	30-Sep-21	30-Sep-20	31-Mar-21
	Unaudited	Unaudited	Unaudited	Unaudited	Unaudited	Audited
	Rs.	Rs.	Rs.	Rs.	Rs.	Rs.
I. Revenue From Operations	12,516.52	9,105.55	5,469.52	21,622.07	11,165.33	26,479.62
II. Other Income	6.21	0.40	0.70	6.61	0.70	17.94
III. Total Revenue (I + II)	12,522.73	9,105.95	5,470.22	21,628.68	11,166.02	26,497.56
IV. Expenses						
a. Employee Benefit Expenses	600.91	607.97	402.25	1,208.88	772.63	1,840.15
b. Finance Cost	15.68	63.05	58.40	78.73	116.73	222.85
c. Depreciation and Amortisation Expenses	20.70	17.92	18.98	38.62	43.54	84.86
d. Other Expenses	11,462.24	8,138.82	4,667.82	19,601.06	10,394.21	24,071.24
V. Total Expenses	12,099.54	8,827.75	5,147.45	20,927.29	11,327.11	26,219.10
VI. Profit Before Exceptional & Extraordinary Items & Tax (III-V)	423.19	278.20	322.76	701.39	-161.09	278.46
VII. Exceptional Items	-	-	-	-	-	-
VIII. Profit Before Extraordinary Items & Tax (VI-VII)	423.19	278.20	322.76	701.39	-161.09	278.46
IX. Extraordinary Items	-	-	-	-	-	-
X. Profit Before Tax (VIII-IX)	423.19	278.20	322.76	701.39	-161.09	278.46
XI. Tax Expense						
a. Current Tax	123.78	78.41	-	202.18	-	89.95
b. Deferred Tax	32.27	-18.28	12.91	13.99	12.91	-13.05
c. MAT Credit Entitlement	-	-	-	-	-	-
XII. Profit for the Year from Continuing Operations (X-XI)	267.14	218.08	309.86	485.22	-174.00	201.56
XIII) Other Comprehensive Income						
<u>A. Items that will not be reclassified to Profit or loss</u>						
Re-measurement gains/(losses) on defined benefit plans	-	-	-	-	-	-35.72
Income Tax Effect	-	-	-	-	-	7.59
Net other comprehensive income to not be reclassified to profit or loss in subsequent periods	-	-	-	-	-	-28.13
<u>B. Items that will be reclassified to profit or loss in subsequent years</u>						
Net gain/(loss) on FVTOCI debt Securities	-	-	-	-	-	0.90
Income Tax Effect	-	-	-	-	-	-0.20
Net other comprehensive income to be reclassified to profit or loss in subsequent periods	-	-	-	-	-	0.70
Other Comprehensive Income for the year, net of tax	-	-	-	-	-	-27.43
XIV) Total Comprehensive Income for the period (XII+XIII) (Comprehensive profit (loss) and Other Comprehensive Income for the period)	267.14	218.08	309.86	485.22	-174.00	174.13
XV. Paid-up equity share capital of Rs. 10 Each	1,430.60	1,430.60	1,430.60	1,430.60	1,430.60	1,430.60
XVI. Reserve excluding Revaluation Reserves as per balance sheet of previous accounting year	-	-	-	4,204.55	3,371.21	3,719.33
XVII. Earnings Per Share (not annualised)						
a. Basic	1.87	1.52	2.17	3.39	-1.22	1.41
b. Diluted	1.87	1.52	2.17	3.39	-1.22	1.41

- The above unaudited results, which have been subjected to Limited Review by the statutory Auditors of the Company are published in accordance with regulation 33 of the SEBI (LODR) Regulations, have been reviewed by the audit committee and approved and taken on record by the Board of Directors at its meeting held through Video Conferencing on 11th November 2021. The financials results are prepared in accordance with Indian Accounting Standards (Ind AS) as prescribed under Section 133 of the Companies Act, 2013 read with Companies (Indian Accounting Standards) Rules, Companies (Indian Accounting Standards) (Amendment) Rules and other accounting standards generally accepted in India.
- The format for the audited/unaudited financial results as prescribed by SEBI circular CIR/CFD/CMD/15/2015 have been modified to comply with the requirements of SEBI circular dated 5th July 2016, Ind AS and Schedule III (Division II) to the Companies Act, 2013, which are applicable to the Companies that are required to comply with Ind AS.
- The statement of standalone financial results have been prepared in accordance with Indian Accounting Standards (Ind AS), the provisions of the Companies Act, 2013, as applicable and guidelines issued by the SEBI.
- Disclosure of segment reporting as per the requirements of Ind AS 108 "Operating Segment" is reported in the consolidated financial statements of the Company. Therefore, the same has not been separately disclosed in the standalone financial statements in line with the requirement of Ind AS 108.
- Figures have been regrouped /re-classified where ever necessary
- The Board of Directors of Total Transport Systems Limited declared an interim Dividend of Rs.0.75/- per equity share of Rs.10/- each at its meeting held on 11th November, 2021. The interim dividend will be payable to those whose name appears in the register of members as on 19th November, 2021 being the record date for this purpose.
- During the quarter and half year ended 30th September 2021 the Company has not received any complaint from the investor.
- The above financial results are available on the website of the Company i.e. www.ttspl.in under investor tab and on the website of national stock exchange i.e. www.nseindia.com

Date : 11th November, 2021.



For Total Transport Systems Limited

(Signature)

Makarand Pradhan
Managing Director

Place : Mumbai

TOTAL TRANSPORT SYSTEMS LIMITED
CASH FLOW STATEMENT FOR THE HALF YEAR ENDED 30TH SEPTEMBER, 2021

(Rs. In Lakhs)

PARTICULARS	FOR THE PERIOD ENDED 30 TH SEPTEMBER, 2021	FOR THE PERIOD ENDED 30 TH SEPTEMBER, 2020
	Unaudited	Unaudited
A. Cash flow from operating activities:		
Profit before tax	701.39	-161.09
Adjustments:		
Depreciation & amortization	38.62	43.54
Interest Expense	78.73	116.73
Interest Income	(2.57)	(0.70)
Loss on Sale of Assets	1.49	-
Profit on Sale of Assets	(4.05)	-
Intangible Assets under development written off	13.15	-
Provision for Gratuity	16.00	3.25
Working capital changes :		
Trade Payable	12.12	(2,746.83)
Other Current Liabilities	31.60	(125.72)
Short-Term Provisions	583.86	(52.22)
Trade Receivables	(908.98)	3,305.71
Bank Balance other than Cash and Cash Equivalents	(57.17)	(10.62)
Short-Term Loans and Advances	7.50	13.64
Net cash generated from operations	511.72	385.70
Direct taxes Paid	(184.82)	(133.52)
Net cash generated by operating activities	326.89	252.18
B. Cash flow from investing activities:		
Purchase of fixed assets	(55.07)	(2.48)
Sale of Asset	5.52	-
Loan given to Related Parties	(242.07)	(72.44)
Security Deposits Given	(0.05)	(8.25)
Balances Given to Government	-	-
Security Deposits Refunded	-	-
Interest Income	2.57	0.70
Purchase of Right to Use Assets	(1.21)	-
Net cash used in investing activities	(290.31)	(82.47)
C. Cash flow from financing activities:		
Interest Expense	(78.73)	(116.73)
Working Capital Loan	-	-
Repayment of Lease Liabilities	(2.80)	-
Repayment of Loans	(15.10)	(24.95)
Net cash (used in) / generated from financing activities	(96.63)	(141.69)
Net increase in cash and cash equivalents during the year	(60.04)	28.02
Cash and cash equivalents at the beginning of the year	(1,718.98)	(2,117.20)
Cash and cash equivalents at the end of the year	(1,779.02)	(2,089.18)
Cash and cash equivalents at the beginning of the year Comprise of the following		
Cash and Cash Equivalents	165.99	18.82
Bank Overdraft	(1,884.97)	(2,136.02)
Total	(1,718.98)	(2,117.20)
Cash and cash equivalents at the end of the year Comprise of the following		
Cash and Cash Equivalents	440.53	125.04
Bank Overdraft	(2,219.55)	(2,214.22)
Total	(1,779.02)	(2,089.18)

Date: 11th November, 2021
Place: Mumbai

For Total Transport Systems Limited



(Signature)

Makarand Pradhan
Managing Director

Limited Review Report

To
The Board of Directors,
Total Transport Systems Limited.

1. We have reviewed the accompanying Statement of Consolidated Unaudited Financial Results of **Total Transport Systems Limited** (“the Parent”) and its subsidiaries (the Parent and its subsidiaries together referred to as “the Group”), and its share of the net profit/(loss) after tax and total comprehensive income / loss of its associates for the quarter ended 30th September 2021 and for the period from 01st April 2021 to 30th September 2021 (“the Statement”), being submitted by the Parent pursuant to the requirement of Regulation 33 of the SEBI (Listing Obligations and Disclosure Requirements) Regulations, 2015, as amended.
2. This Statement, which is the responsibility of the Parent’s Management and approved by the Parent’s Board of Directors, has been prepared in accordance with the recognition and measurement principles laid down in Indian Accounting Standard 34 “Interim Financial Reporting” (“Ind AS 34”), prescribed under Section 133 of the Companies Act, 2013, and other accounting principles generally accepted in India. Our responsibility is to express a conclusion on the Statement based on our review.
3. We conducted our review of the Statement in accordance with the Standard on Review Engagements (SRE) 2410 “Review of Interim Financial Information Performed by the Independent Auditor of the Entity”, issued by the Institute of Chartered Accountants of India. A review of interim financial information consists of making inquiries, primarily of persons responsible for financial and accounting matters, and applying analytical and other review procedures. A review is substantially less in scope than an audit conducted in accordance with Standards on Auditing and consequently does not enable us to obtain assurance that we would become aware of all significant matters that might be identified in an audit. Accordingly, we do not express an audit opinion.

We also performed procedures in accordance with the circular issued by the SEBI under Regulation 33 (8) of the SEBI (Listing Obligations and Disclosure Requirements) Regulations, 2015, as amended, to the extent applicable.

4. The Statement includes the results of the following entities:
 - a. CP World Logistics India Private Limited
 - b. Oneworld Logistics Private Limited
 - c. Total Transport Systems Private Limited (Nepal)
 - d. Seedeer (India) E-Commerce Private Limited

5. Based on our review conducted and procedures performed as stated in paragraph 3 above and based on the consideration of the review reports of the other auditors referred to in paragraph 6 below, nothing has come to our attention that causes us to believe that the accompanying Statement, prepared in accordance with the recognition and measurement principles laid down in the aforesaid Indian Accounting Standard and other accounting principles generally accepted in India, has not disclosed the information required to be disclosed in terms of Regulation 33 of the SEBI (Listing Obligations and Disclosure Requirements) Regulations, 2015, as amended, including the manner in which it is to be disclosed, or that it contains any material misstatement.
6. We did not review the interim financial statements of one subsidiary included in the consolidated unaudited financial results, whose interim financial statements reflect total assets of Rs. 73.40 Lakhs as at 30th September 2021 and total revenues of Rs. 59.55 Lakhs and Rs. 114.76 Lakhs, total net profit/(loss) after tax of Rs. 0.55 Lakhs and Rs. 2.31 Lakhs and total comprehensive income of Rs. Nil and Rs. Nil, for the quarter ended 30th September 2021 and for the period from 01st April 2021 to 30th September 2021, respectively, and cash flows (net) of Rs. (4.23) Lakhs for the period from 01st April 2021 to 30th September 2021, as considered in the consolidated unaudited financial results. The consolidated unaudited financial results also include the Group's share of net profit/(loss) after tax of Rs. (0.75) Lakhs and Rs. (2.62) Lakhs and total comprehensive income of Rs. Nil and Rs. Nil for the quarter ended 30th September 2021 and for the period from 01st April 2021 to 30th September 2021, respectively, as considered in the consolidated unaudited financial results, in respect of one associate, whose interim financial statements have not been reviewed by us. These interim financial statements have been reviewed by other auditor whose report have been furnished to us by the Management and our conclusion on the Statement, in so far as it relates to the amounts and disclosures included in respect of these subsidiary and associate, is based solely on the reports of the other auditors and the procedures performed by us as stated in paragraph 3 above.

For S C M K & Co LLP
Chartered Accountants



S M Chitnis
Partner
M. No. 043152



Place: Mumbai

Date: 11th November 2021

UDIN: 21043152AAAAAT8514



TOTAL TRANSPORT SYSTEMS LIMITED CONSOLIDATED BALANCE SHEET AS AT 30TH SEPTEMBER, 2021 (Rs. In Lakhs)		
PARTICULARS	AS AT 30 TH SEPTEMBER 2021	AS AT 31 ST MARCH 2021
	Unaudited	Audited
I. ASSETS		
1) Non-Current Assets		
(a) Property, Plant and Equipment	820.45	805.03
(b) Right of Use Assets	12.27	-
(c) Goodwill	-	-
(d) Other Intangible Assets	1.75	2.00
(e) Intangible Assets under development	-	13.15
(f) Investments in Subsidiaries and Associates	2.03	4.64
(g) Financial Assets		
(i) Investments	6.80	6.80
(ii) Trade Receivables	-	-
(iii) Loans	429.54	387.77
(iv) Others (to be specified)		-
(h) Deferred Tax Asset (Net)	95.87	107.88
(i) Other Non-Current Assets	-	40.65
	1,368.70	1,367.91
2) Current Assets		
(a) Inventories		
(b) Financial Assets		
(i) Investments		-
(ii) Trade Receivables	8,804.24	7,817.91
(iii) Cash and Cash Equivalents	514.70	350.67
(iv) Bank balance other than (iii) above	100.96	43.30
(v) Loans	128.95	135.19
(vi) Others (to be specified)		-
(c) Current Tax Assets (Net)	738.54	666.06
(d) Other Current Assets	-	-
	10,287.40	9,013.13
Total Assets	11,656.10	10,381.04
II. EQUITY AND LIABILITIES		
EQUITY		
(a) Equity Share Capital	1,430.60	1,430.60
(b) Other Equity	3,646.58	3,170.13
Equity attributable to equity holders of the parent	5,077.18	4,600.73
(c) Non- controlling interests	14.02	13.19
Total Equity	5,091.21	4,613.92



LIABILITIES		
1) Non-Current Liabilities		
(a) Financial Liabilities		
(i) Borrowings	472.91	430.99
(ii) Lease Liability	11.31	-
(iii) Trade Payables	-	-
a. Micro and Small Enterprises		
b. Other than Micro and small Enterprises		
(iv) Other Financial Liabilities (Other than those specified in item (b), to be specified)	-	-
(b) Provisions	422.18	406.17
(c) Deferred Tax Liabilities (Net)	-	-
(d) Other Non-Current Liabilities	-	-
	906.39	837.17
2) Current Liabilities		
(a) Financial Liabilities		
(i) Borrowings	2,219.55	1,898.00
(ii) Trade Payables		
a. Micro and Small Enterprises	5.42	5.52
b. Other than Micro and small Enterprises	1,848.90	2,127.93
(iii) Other Financial Liabilities (Other than those specified in item (c))		-
(b) Provisions	1,183.83	609.23
(c) Current Tax Liabilities (Net)	-	-
(d) Other Current Liabilities	400.80	289.26
	5,658.50	4,929.95
Total Equity and Liabilities	11,656.10	10,381.04
<div> <div> Date: 11TH November, 2021 Place: Mumbai </div> <div>  </div> </div> <div> For Total Transport Systems Limited  Makarand Pradhan Managing Director </div>		

TOTAL TRANSPORT SYSTEMS LIMITED
CONSOLIDATED STATEMENT OF PROFIT AND LOSS FOR THE HALF YEAR ENDED 30TH SEPTEMBER, 2021

PARTICULARS	Quarter Ended			Half Year Ended		Year Ended
	30-Sep-21	30-Jun-21	30-Sep-20	30-Sep-21	30-Sep-20	31-Mar-21
	Unaudited	Unaudited	Unaudited	Unaudited	Unaudited	Audited
	Rs.	Rs.	Rs.	Rs.	Rs.	Rs.
I. Revenue From Operations	13,880.05	10,271.19	6,466.55	24,151.25	13,699.17	31,488.81
II. Other Income	7.08	0.66	2.86	7.74	1.47	25.11
III. Total Revenue (I + II)	13,887.14	10,271.85	6,469.41	24,158.99	13,700.63	31,513.93
IV. Expenses						
a. Employee Benefit Expenses	682.06	687.68	446.87	1,369.75	857.90	2,066.16
b. Finance Cost	18.32	64.21	58.40	82.52	116.73	230.43
c. Depreciation and Amortisation Expenses	26.34	23.29	19.24	49.63	43.80	92.26
d. Other Expenses	12,778.05	9,192.76	5,672.02	21,970.82	12,951.46	29,123.21
V. Total Expenses	13,504.78	9,967.94	6,196.53	23,472.72	13,969.89	31,512.06
VI. Profit Before Exceptional & Extraordinary Items & Tax (III-V)	382.36	303.92	272.88	686.28	-269.26	1.86
VII. Share of (profit)/loss from investment in associate	-0.76	-1.86	0.02	-2.62	-1.12	-6.78
VIII. Profit Before Extraordinary Items & Tax (VI-VII)	381.60	302.06	272.91	683.66	-270.39	-4.91
IX. Extraordinary Items	-	-	-	-	-	-
X. Profit Before Tax (VIII-IX)	381.60	302.06	272.91	683.66	-270.39	-4.91
XI. Tax Expense						
a. Current Tax	123.96	78.99	-	202.96	0.13	91.99
b. Deferred Tax	32.02	-20.01	-	12.01	12.91	-12.80
c. MAT Credit Entitlement	-	-	-	-	-	-
XII. Profit for the Year from Continuing Operations (X-XI)	225.62	243.07	272.91	468.69	-283.42	-84.11
XIII. Minority Interest	0.20	0.64	1.48	0.83	0.39	2.20
	225.42	242.44	271.43	467.86	-283.81	-86.31

TOTAL TRANSPORT SYSTEMS LIMITED
CONSOLIDATED STATEMENT OF CASH FLOW FOR THE HALF YEAR ENDED 30TH SEPTEMBER, 2021

(Rs. In Lakhs)

PARTICULARS	FOR THE YEAR ENDED 30 TH SEPTEMBER, 2021	FOR THE YEAR ENDED 30 TH SEPTEMBER, 2020
	Unaudited	Unaudited
A. Cash flow from operating activities:		
Profit before tax	686.28	(269.26)
<i>Adjustments:</i>		
Depreciation & amortization	49.63	43.80
Elimination of Profits with Associates	(0.01)	-
FCTR Movement	0.01	-
Interest Expense	82.52	116.73
Interest Income	(3.70)	(0.79)
Loss on Sale of Assets	1.49	-
Profit on Sale of Assets	(4.05)	-
Intangible Assets under development written off	13.15	-
Provision for ESOP's	8.58	-
Provision for Gratuity	16.00	3.25
<i>Working capital changes :</i>		
Trade Receivables	(986.33)	3,832.90
Bank balance other than cash and cash equivalents	(57.66)	(10.72)
Short Term Loans and Advances	6.24	(4.66)
Trade Payable	(279.14)	(3,467.65)
Other Current Liabilities	111.54	(170.62)
Short-Term Provisions	574.60	263.54
Net cash generated from operations	219.16	336.52
Direct taxes Paid	(234.79)	(186.29)
Net cash generated by operating activities	(15.63)	150.23
B. Cash flow from investing activities:		
Purchase of fixed assets	(64.74)	(2.90)
Purchase of Software	-	-
Sale of Asset	5.52	-
Loan repaid by Related Parties	-	25.82
Loan given to Related Parties	(17.83)	-
Balances Given to Government	-	-
Security Deposits	(23.93)	(11.02)
Interest Income	3.70	0.79
Purchase of Right to Use Assets	(1.21)	-
Net cash used in investing activities	(98.48)	12.69
C. Cash flow from financing activities:		
Interest Expense	(82.52)	(116.73)
Loans taken during the year	43.98	-
Repayment of Lease Liabilities	(2.80)	-
Repayment of Loans	(15.10)	(24.95)
Net cash (used in) / generated from financing activities	(56.43)	(141.68)
Net increase in cash and cash equivalents during the year	(170.55)	21.24
Cash and cash equivalents at the beginning of the year	(1,534.30)	(2,097.92)
Cash and cash equivalents at the end of the year	(1,704.85)	(2,076.68)
Cash and cash equivalents at the beginning of the year Comprise of the following		
Cash and Cash Equivalents	350.67	38.10
Bank Overdraft	(1,884.97)	(2,136.02)
Total	(1,534.30)	(2,097.92)
Cash and cash equivalents at the end of the year Comprise of the following		
Cash and Cash Equivalents	514.70	137.54
Bank Overdraft	(2,219.55)	(2,214.22)
Total	(1,704.85)	(2,076.68)
<div style="display: flex; justify-content: space-between;"> <div> <p>Date: 11TH November, 2021</p> <p>Place: Mumbai</p>  </div> <div> <p>For Total Transport Systems Limited</p>  <p>Makarand Pradhan Managing Director</p> </div> </div>		

TOTAL TRANSPORT SYSTEMS LIMITED

Segment Reporting

For management purpose, the group is organised into business units based on the nature of services rendered, the different risks and returns and the internal business reporting system.

The following are the two reportable segments:

- a) Multimodal transport operations
- b) Last mile delivery operations

The Board of Directors of the Group monitors the operating results of its business units separately for the purpose of making decisions about resource allocation and performance is evaluated based on profit and loss and is measured consistently with profit and loss in CFS. However, the Group's financing (including finance costs and finance income) and income taxes are managed on a Group basis and are not allocated to operating segments.

Segment revenue is measured in the same way as in the statement of profit or loss. Revenue and expenses which relate to the enterprise as a whole and are not allocable to a segment on reasonable basis have been disclosed as Unallocable. Transactions between segments are eliminated on consolidation.

Particulars	Quarter ended on			Half Year Ended		Year Ended
	30-Sep-21	30-Jun-21	30-Sep-20	30-Sep-21	30-Sep-20	31-Mar-21
	UnAudited	Unaudited	UnAudited	Unaudited	Unaudited	Audited
1. Segment Revenue						
Multimodal Transport Operations	12,525.01	9,114.38	5,528.59	21,639.39	12,430.15	27,774.16
Last Mile Delivery Operations	1,355.05	1,156.81	1,040.79	2,511.86	1,269.02	3,714.65
Less: Inter segment	-	-	-	-	-	-
	13,880.05	10,271.19	6,569.37	24,151.25	13,699.17	31,488.81
2. Segment Results						
Multimodal Transport Operations	410.83	253.87	318.46	664.71	-166.35	236.26
Last Mile Delivery Operations	-35.56	49.38	-46.37	13.82	-103.70	-259.51
	375.28	303.26	272.09	678.53	-270.05	-23.25
Add: Interest Income	7.08	0.66	0.79	7.74	0.79	25.11
Profit Before Tax	382.36	303.92	272.88	686.28	-269.26	1.86
3. Segment Assets						
Multimodal Transport Operations	10,886.10	9,336.76	9,244.73	10,886.10	9,244.73	9,752.67
Last Mile Delivery Operations	769.99	767.88	467.60	769.99	467.60	628.37
	11,656.10	10,104.64	9,712.33	11,656.10	9,712.33	10,381.04
4. Segment Liabilities						
Multimodal Transport Operations	5,266.64	3,978.00	4,404.40	5,266.64	4,404.40	4,585.62
Last Mile Delivery Operations	1,298.25	1,265.35	870.02	1,298.25	870.02	1,181.50
	6,564.89	5,243.36	5,274.42	6,564.89	5,274.42	5,767.12

Date : 11TH November, 2021
Place : Mumbai



For Total Transport Systems Limited

Makarand Pradhan
Managing Director