

10th August, 2021

To,  
The Manager,  
Listing Department,  
National Stock Exchange of India Limited  
'Exchange Plaza', C-1 Block G, Bandra-Kurla Complex,  
Bandra (East), Mumbai – 400051.

**SYMBOL: TOTAL**

**SUB: OUTCOME OF BOARD MEETING HELD ON TUESDAY, AUGUST 10<sup>th</sup>, 2021**

Dear Sir/Madam,

With reference to the captioned subject, we wish to inform you that the meeting of the Board of Directors of Total Transport Systems Limited is held on Tuesday, August 10, 2021 at 11:30 A.M. through video conferencing inter alia considered and approved the following:

1. Considered and approved Unaudited Standalone and consolidated financial Results for the Quarter ended on 30<sup>th</sup> June 2021 along with Limited Review Report thereon.
2. Considered and approved other business matters

The Meeting of Board of Directors concluded at 12:20 P.M.

Kindly take the same on your record.

Yours Faithfully,

For **Total Transport Systems Limited**

**Bhavik Trivedi**  
**Company Secretary & Compliance officer**

**TOTAL TRANSPORT SYSTEMS LIMITED**

7th floor, T Square, Opp Chandivali Petrol Pump, Sakinaka,  
Andheri(E), Mumbai - 400 072. Maharashtra India.

**Limited Review Report**

To  
The Board of Directors,  
Total Transport Systems Limited.

We have reviewed the accompanying statement of unaudited financial results of M/s Total Transport Systems Limited ("the Company") for the quarter ended 30<sup>th</sup> June 2021. This statement is the responsibility of the Company's Management and has been approved by the Board of Directors. Our responsibility is to issue a report on these financial statements based on our review.

We conducted our review in accordance with the Standard on Review Engagement (SRE) 2410- Review of Interim Financial Information Performed by the Independent Auditor of the Entity, issued by the Institute of Chartered Accountants of India. This standard requires that we plan and perform the review to obtain moderate assurance as to whether the financial statements are free of material misstatement. A review is limited primarily to inquiries of company personnel and analytical procedures applied to financial data and thus provide less assurance than an audit. We have not performed an audit and accordingly, we do not express an audit opinion.

Based on our review conducted as above, nothing has come to our attention that causes us to believe that the accompanying statement of unaudited financial results prepared in accordance with applicable accounting standards and other recognized accounting practices and policies has not disclosed the information required to be disclosed in terms of Regulation 33 of the SEBI (Listing Obligations and Disclosure Requirements) Regulations, 2015 including the manner in which it is to be disclosed, or that it contains any material misstatement.

For S C M K & Co LLP  
Chartered Accountants





S M Chitnis  
Partner  
M. No. 043152

Place: Mumbai  
Date: 10<sup>th</sup> August 2021  
UDIN: 21043152AAAAAP1598

**TOTAL TRANSPORT SYSTEMS LIMITED**  
**STATEMENT OF PROFIT AND LOSS FOR THE QUARTER AND YEAR ENDED 30TH JUNE, 2021**

( Rs. In Lakhs )

PARTICULARS	Quarter Ended			Year Ended	
	30th June 2021	31st March 2021	30th June 2020	30th June 2021	31st March 2021
	Unaudited	Audited	Unaudited	Unaudited	Audited
	Rs.	Rs.	Rs.	Rs.	Rs.
<b>I. Revenue From Operations</b>	9,105.55	8,667.70	5,695.81	9,105.55	26,479.62
<b>II. Other Income</b>	0.40	16.92	-	0.40	17.94
<b>III. Total Revenue (I +II)</b>	<b>9,105.95</b>	<b>8,684.62</b>	<b>5,695.81</b>	<b>9,105.95</b>	<b>26,497.56</b>
<b>IV. Expenses</b>					
a. Employee Benefit Expenses	607.97	513.11	370.37	607.97	1,840.15
b. Finance Cost	63.05	52.44	58.34	63.05	222.85
c. Depreciation and Amortisation Expenses	17.92	18.62	24.55	17.92	84.86
d. Other Expenses	8,138.82	7,728.22	5,726.39	8,138.82	24,071.24
<b>V. Total Expenses</b>	<b>8,827.75</b>	<b>8,312.39</b>	<b>6,179.66</b>	<b>8,827.75</b>	<b>26,219.10</b>
<b>VI. Profit Before Exceptional &amp; Extraordinary Items &amp; Tax (III-V)</b>	<b>278.20</b>	<b>372.23</b>	<b>-483.85</b>	<b>278.20</b>	<b>278.46</b>
<b>VII. Exceptional Items</b>	-	-	-	-	-
<b>VIII. Profit Before Extraordinary Items &amp; Tax (VI-VII)</b>	<b>278.20</b>	<b>372.23</b>	<b>-483.85</b>	<b>278.20</b>	<b>278.46</b>
<b>IX. Extraordinary Items</b>	-	-	-	-	-
<b>X. Profit Before Tax (VIII-IX)</b>	<b>278.20</b>	<b>372.23</b>	<b>-483.85</b>	<b>278.20</b>	<b>278.46</b>
<b>XI. Tax Expense</b>					
a. Current Tax	78.41	89.95		78.41	89.95
b. Deferred Tax	-18.28	-20.58		-18.28	-13.05
c. MAT Credit Entitlement	-				
<b>XII. Profit for the Year from Continuing Operations (X-XI)</b>	<b>218.08</b>	<b>302.85</b>	<b>-483.85</b>	<b>218.08</b>	<b>201.56</b>

<b>XIII) Other Comprehensive Income</b>					
<b>A. Items that will not be reclassified to Profit or loss</b>					
Re-measurement gains/(losses) on defined benefit plans	-	-35.72	-	-	-35.72
Income Tax Effect	-	7.59	-	-	7.59
<b>Net other comprehensive income to not be reclassified to profit or loss in subsequent periods</b>	-	<b>-28.13</b>	-	-	<b>-28.13</b>
<b>B. Items that will be reclassified to profit or loss in subsequent years</b>					
Net gain/(loss) on FVTOCI debt Securities	-	0.90	-	-	0.90
Income Tax Effect	-	-0.20	-	-	-0.20
<b>Net other comprehensive income to be reclassified to profit or loss in subsequent periods</b>	-	<b>0.70</b>	-	-	<b>0.70</b>
<b>Other Comprehensive Income for the year, net of tax</b>	-	<b>-27.43</b>	-	-	<b>-27.43</b>
<b>XIV) Total Comprehensive Income for the period (XII+XIII) (Comprehensive profit (loss) and Other Comprehensive Income for the period)</b>	<b>218.08</b>	<b>275.42</b>	<b>-483.85</b>	<b>218.08</b>	<b>174.13</b>
<b>XV. Paid-up equity share capital of Rs. 10 Each</b>	1,430.60	1,430.60	1,430.60	1,430.60	1,430.60
<b>XVI. Reserve excluding Revaluation Reserves as per balance sheet of previous accounting year</b>	-	-	-	3,937.41	3,719.33
<b>XVII. Earnings Per Share ( not annualised )</b>					
a. Basic	1.52	2.12	-3.38	1.52	1.41
b. Diluted	1.52	2.12	-3.38	1.52	1.41
<p>1. The above Unaudited results which have been subject to Limited Review by the statutory Auditors of the Company are published in accordance with regulation 33 of the SEBI (LODR) Regulations, have been reviewed by the audit committee and approved and taken on record by the Board of Directors at its meeting held through Video Conferencing on 10th August 2021. The financials results are prepared in accordance with Indian Accounting Standards (Ind AS) as prescribed under Section 133 of the Companies Act, 2013 read with Companies (Indian Accounting Standards) Rules, Companies (Indian Accounting Standards) (Amendment) Rules and other accounting standards generally accepted in India.</p> <p>2. The format for the audited/unaudited financial results are as prescribed by SEBI circular CIR/CFD/CMD/15/2015 have been modified to comply with the requirements of SEBI circular dated 5th July 2016, Ind AS and Schedule III (Division II) to the Companies Act, 2013, which are applicable to the Companies that are required to comply with Ind AS</p> <p>3. The statement of standalone financial results have been prepared in accordance with Indian Accounting Standards (Ind AS), the provisions of the Companies Act, 2013, as applicable and guidelines issued by the SEBI.</p> <p>4. Disclosure of segment reporting as per the requirements of Ind AS 108 "Operating Segment" is reported in the consolidated financial statements of the Company. Therefore, the same has not been separately disclosed in the standalone financial statements in line with the requirement of Ind AS 108.</p> <p>5. Figures have been regrouped /re-classified where ever necessary</p> <p>6. Figures of the last Quarter ended 31st March, 2021 are the balancing figures between audited figures in respect of the full financial year and published year-to-date figure upto the third quarter of the current financial year</p> <p>7. During the quarter and year ended 30th June 2021 the Company has not received any complaint from the investor.</p> <p>8. The above financial results are available on the website of the Company i.e. <a href="http://www.ttspl.in">www.ttspl.in</a> under investor tab and on the website of national stock exchange i.e. <a href="http://www.nseindia.com">www.nseindia.com</a></p>					
<b>Date : 10<sup>th</sup> August, 2021.</b>	<p><b>For Total Transport Systems Limited</b></p>  <p><b>Makarand Pradhan</b> Managing Director</p>				
<b>Place : Mumbai</b>					

Limited Review Report

To  
The Board of Directors,  
Total Transport Systems Limited.

1. We have reviewed the accompanying Statement of Consolidated Unaudited Financial Results of **Total Transport Systems Limited** (“the Parent”) and its subsidiaries (the Parent and its subsidiaries together referred to as “the Group”), and its share of the net loss after tax and total comprehensive loss of its associates for the quarter ended 30<sup>th</sup> June 2021 and for the period from 01<sup>st</sup> April 2021 to 30<sup>th</sup> June 2021 (“the Statement”), being submitted by the Parent pursuant to the requirement of Regulation 33 of the SEBI (Listing Obligations and Disclosure Requirements) Regulations, 2015, as amended.
2. This Statement, which is the responsibility of the Parent’s Management and approved by the Parent’s Board of Directors, has been prepared in accordance with the recognition and measurement principles laid down in Indian Accounting Standard 34 “Interim Financial Reporting” (“Ind AS 34”), prescribed under Section 133 of the Companies Act, 2013, and other accounting principles generally accepted in India. Our responsibility is to express a conclusion on the Statement based on our review.
3. We conducted our review of the Statement in accordance with the Standard on Review Engagements (SRE) 2410 “Review of Interim Financial Information Performed by the Independent Auditor of the Entity”, issued by the Institute of Chartered Accountants of India. A review of interim financial information consists of making inquiries, primarily of persons responsible for financial and accounting matters, and applying analytical and other review procedures. A review is substantially less in scope than an audit conducted in accordance with Standards on Auditing and consequently does not enable us to obtain assurance that we would become aware of all significant matters that might be identified in an audit. Accordingly, we do not express an audit opinion.

We also performed procedures in accordance with the circular issued by the SEBI under Regulation 33 (8) of the SEBI (Listing Obligations and Disclosure Requirements) Regulations, 2015, as amended, to the extent applicable.

4. The Statement includes the results of the following entities:
  - a. CP World Logistics India Private Limited
  - b. Oneworld Logistics Private Limited
  - c. Total Transport Systems Private Limited (Nepal)
  - d. Seedeer (India) E-Commerce Private Limited
5. Based on our review conducted and procedures performed as stated in paragraph 3 above and based on the consideration of the review reports of the other auditors referred to in paragraph 6 below, nothing has come to our attention that causes us to believe that

the accompanying Statement, prepared in accordance with the recognition and measurement principles laid down in the aforesaid Indian Accounting Standard and other accounting principles generally accepted in India, has not disclosed the information required to be disclosed in terms of Regulation 33 of the SEBI (Listing Obligations and Disclosure Requirements) Regulations, 2015, as amended, including the manner in which it is to be disclosed, or that it contains any material misstatement.

6. We did not review the interim financial statements of one subsidiary included in the consolidated unaudited financial results, whose interim financial statements reflect total assets of Rs.79.86 Lakhs as at 30<sup>th</sup> June 2021 and total revenues of Rs. 55.21 Lakhs, total net profit/(loss) after tax of Rs. 1.76 Lakhs and total comprehensive income of Rs. Nil, for the quarter ended 30<sup>th</sup> June 2021, as considered in the consolidated unaudited financial results. The consolidated unaudited financial results also include the Group's share of net loss after tax of Rs. (1.87) Lakhs and total comprehensive income of Rs. Nil for the quarter ended 30<sup>th</sup> June 2021, as considered in the consolidated unaudited financial results, in respect of one associate, whose interim financial statements have not been reviewed by us. These interim financial statements have been reviewed by other auditor whose report have been furnished to us by the Management and our conclusion on the Statement, in so far as it relates to the amounts and disclosures included in respect of these subsidiary and associate, is based solely on the reports of the other auditors and the procedures performed by us as stated in paragraph 3 above.



For S C M K & Co LLP  
Chartered Accountants

S M Chitnis  
Partner  
M. No. 043152

Place: Mumbai


Date: 10<sup>th</sup> August 2021

UDIN: 21043152AAAAA02056

**TOTAL TRANSPORT SYSTEMS LIMITED**  
**STATEMENT OF PROFIT AND LOSS FOR THE YEAR ENDED 30<sup>TH</sup> JUNE 2021**

( Rs. In Lakhs )

PARTICULARS	Quarter Ended On			Year ended on	
	30th June 2021	31st March 2021	30th June 2020	30th June 2021	31st March 2021
	Unaudited	Audited	Unaudited	Unaudited	Audited
	Rs.	Rs.	Rs.	Rs.	Rs.
<b>I. Revenue From Operations</b>	10,271.19	9,596.11	7,232.62	10,271.19	31,488.81
<b>II. Other Income</b>	0.66	23.24	-1.40	0.66	25.11
<b>III. Total Revenue (I +II)</b>	<b>10,271.85</b>	<b>9,619.34</b>	<b>7,231.22</b>	<b>10,271.85</b>	<b>31,513.93</b>
<b>IV. Expenses</b>					
a. Employee Benefit Expenses	687.68	584.66	411.03	687.68	2,066.16
b. Finance Cost	64.21	60.03	58.34	64.21	230.43
c. Depreciation and Amortisation Expenses	23.29	22.73	24.55	23.29	92.26
d. Other Expenses	9,192.76	8,732.15	7,279.45	9,192.76	29,123.21
<b>V. Total Expenses</b>	<b>9,967.94</b>	<b>9,399.57</b>	<b>7,773.37</b>	<b>9,967.94</b>	<b>31,512.06</b>
<b>VI. Profit Before Exceptional &amp; Extraordinary Items &amp; Tax (III-V)</b>					
	<b>303.92</b>	<b>219.78</b>	<b>-542.14</b>	<b>303.92</b>	<b>1.86</b>
<b>VII. Share of (profit)/loss from investment in associate</b>	-1.86	-3.97	-1.15	-1.86	-6.78
<b>VIII. Profit Before Extraordinary Items &amp; Tax (VI-VII)</b>	<b>302.06</b>	<b>215.81</b>	<b>-543.29</b>	<b>302.06</b>	<b>-4.91</b>
<b>IX. Extraordinary Items</b>	-	-	-	-	-
<b>X. Profit Before Tax (VIII-IX)</b>	<b>302.06</b>	<b>215.81</b>	<b>-543.29</b>	<b>302.06</b>	<b>-4.91</b>
<b>XI. Tax Expense</b>					
a. Current Tax	78.99	91.99	-	78.99	91.99
b. Deferred Tax	-20.01	-20.33	-	-20.01	-12.80
c. MAT Credit Entitlement	-				
<b>XII. Profit for the Year from Continuing Operations (X-XI)</b>	<b>243.07</b>	<b>144.15</b>	<b>-543.29</b>	<b>243.07</b>	<b>-84.11</b>
<b>XIII. Minority Interest</b>	0.64	0.61	-1.09	0.64	2.20
	<b>242.44</b>	<b>143.53</b>	<b>-542.20</b>	<b>242.44</b>	<b>-86.31</b>

<b>XIV) Other Comprehensive Income</b>	-	-	-	-	-
<u>A. Items that will not be reclassified to Profit or loss</u>					
Re-measurement gains/(losses) on defined benefit plans	-	-36.11	-	-	-36.11
Income Tax Effect	-	7.59	-	-	7.59
<b>Net other comprehensive income to not be reclassified to profit or loss in subsequent periods</b>	-	<b>-28.53</b>	-	-	<b>-28.53</b>
<u>B. Items that will be reclassified to profit or loss in subsequent years</u>					
<u>Exchange difference on translation of foreign operations</u>	-	0.69	-	-	0.82
Net gain/(loss) on FVTOCI debt Securities	-	0.90	-	-	0.90
Income Tax Effect	-	-0.20	-	-	-0.20
<b>Net other comprehensive income to be reclassified to profit or loss in subsequent periods</b>	-	<b>1.39</b>	-	-	<b>1.52</b>
<b>Other Comprehensive Income for the year, net of tax</b>	-	<b>-27.14</b>	-	-	<b>-27.01</b>
<b>XV) Total Comprehensive Income for the period (XII+XIV) (Comprehensive profit (loss) and Other Comprehensive Income for the period)</b>	<b>242.44</b>	<b>116.39</b>	<b>-542.20</b>	<b>242.44</b>	<b>-113.32</b>
<b>XVI. Paid-up equity share capital of Rs. 10 Each</b>	1,430.60	1,430.60	1,430.60	1,430.60	1,430.60
<b>XVII. Reserve excluding Revaluation Reserves as per balance sheet of previous accounting year</b>	-	-		3,416.86	3,170.13
<b>XVIII. Earnings Per Share ( not annualised )</b>					
a. Basic	1.70	1.01	-3.80	1.70	-0.59
b. Diluted	1.70	1.01	-3.80	1.70	-0.59
<p>1. The above Unaudited Results, which have been subject to Limited Review by the statutory Auditors of the Company are published in accordance with regulation 33 of the SEBI (LODR) Regulations, have been reviewed by the audit committee and approved and taken on record by the Board of Directors at its meeting held through Video Conferencing on 10th August 2021. The financials results are prepared in accordance with Indian Accounting Standards (Ind AS) as prescribed under Section 133 of the Companies Act, 2013 read with Companies (Indian Accounting Standards) Rules, Companies (Indian Accounting Standards) (Amendment) Rules and other accounting standards generally accepted in India.</p> <p>2. The format for the audited/unaudited financial results are as prescribed by SEBI circular CIR/CFD/CMD/15/2015 have been modified to comply with the requirements of SEBI circular dated 5th July 2016, Ind AS and Schedule III (Division II) to the Companies Act, 2013, which are applicable to the Companies that are required to comply with Ind AS</p> <p>3. The statement of Consolidated financial results have been prepared in accordance with Indian Accounting Standards (Ind AS), the provisions of the Companies Act, 2013, as applicable and guidelines issued by the SEBI.</p> <p>4. Figures have been regrouped /re-classified where ever necessary</p> <p>5. Figures of the last Quarter ended 31st March, 2021 are the balancing figures between audited figures in respect of the full financial year and published year-to-date figure upto the third quarter of the current financial year</p> <p>6. During the quarter and year ended 30th June 2021 the Company has not received any complaint from the investor.</p> <p>7. The above financial results are available on the website of the Company i.e. <a href="http://www.ttspl.in">www.ttspl.in</a> under investor tab and on the website of national stock exchange i.e. <a href="http://www.nseindia.com">www.nseindia.com</a></p> <p><b>Date : 10<sup>TH</sup> AUGUST, 2021</b></p> <p><b>Place : Mumbai</b></p>					
<p style="text-align: center;"><b>For Total Transport Systems Limited</b></p> <p style="text-align: center;"> <b>Makarand Pradhan</b> <b>Managing Director</b></p>					



## TOTAL TRANSPORT SYSTEMS LIMITED

### Segment Reporting

For management purpose, the group is organised into business units based on the nature of services rendered, the different risks and returns and the internal business reporting system. The following are the two reportable segments:

- a) Multimodal transport operations
- b) Last mile delivery operations

Segment revenue is measured in the same way as in the statement of profit or loss. Revenue and expenses which relate to the enterprise as a whole and are not allocable to a segment on reasonable basis have been disclosed as Unallocable. Transactions between segments are eliminated on consolidation.

Particulars	Quarter ended on			Year Ended	
	30th June 2021	31st March 2021	30th June 2020	30th June 2021	31st March 2021
	Unaudited	Audited	Unaudited	Audited	Audited
<b>1. Segment Revenue</b>					
Multimodal Transport Operations	9,114.38	8,611.67	6,901.56	9,114.38	27,774.16
Last Mile Delivery Operations	1,156.81	982.56	331.06	1,156.81	3,714.65
Less: Inter segment	-	-	-	-	-
	<b>10,271.19</b>	<b>9,594.23</b>	<b>7,232.62</b>	<b>10,271.19</b>	<b>31,488.81</b>
<b>2. Segment Results</b>					
Multimodal Transport Operations	253.87	336.51	-483.41	253.87	236.26
Last Mile Delivery Operations	49.38	-140.83	-57.34	49.38	-259.51
	<b>303.26</b>	<b>195.68</b>	<b>-540.74</b>	<b>303.26</b>	<b>-23.25</b>
Add: Interest Income	0.66	24.09	-1.40	0.66	25.11
<b>Profit Before Tax</b>	<b>303.92</b>	<b>219.77</b>	<b>-542.14</b>	<b>303.92</b>	<b>1.86</b>
<b>3. Segment Assets</b>					
Multimodal Transport Operations	9,336.76	9,752.67	9,385.31	9,336.76	9,752.67
Last Mile Delivery Operations	767.88	628.37	306.78	767.88	628.37
	<b>10,104.64</b>	<b>10,381.04</b>	<b>9,692.09</b>	<b>10,104.64</b>	<b>10,381.04</b>
<b>4. Segment Liabilities</b>					
Multimodal Transport Operations	3,978.00	4,585.62	4,841.57	3,978.00	4,585.62
Last Mile Delivery Operations	1,265.35	1,181.50	662.92	1,265.35	1,181.50
	<b>5,243.36</b>	<b>5,767.12</b>	<b>5,504.50</b>	<b>5,243.36</b>	<b>5,767.12</b>

Date: 10<sup>TH</sup> AUGUST, 2021  
Place: Mumbai



For Total Transport Systems Limited

Makarand Pradhan  
Managing Director