

Date: May 30, 2023

To
The General Manager
Capital Market (Listing)
National Stock Exchange of India Ltd
Exchange Plaza, Bandra-Kurla Complex,
Bandra (East), Mumbai-400051.

Subject: Outcome of Board Meeting of the Company held today i.e., May 30, 2023

Reference: Disclosure pursuant to Regulation 30 of the Securities Exchange and Board of India (Listing Obligations and Disclosure Requirements), Regulations, 2015.

Dear Sir/Madam,

This is to inform you that pursuant to Regulation 30 of the SEBI (Listing Obligations and Disclosure Requirements) Regulations, 2015; the Board of Directors, at its meeting held today i.e., on May 30, 2023 through video conferencing deemed to be held at the registered office of the Company situated at 7th Floor T-Square Opp Chandivali Petrol Pump, Sakinaka Andheri (East) Mumbai City MH 400072, considered and approved the:

- a. Audited Standalone and Consolidated Financial Results for the quarter and year ended on March 31, 2023.
- b. Considered and approved the appointment of M/s. Mishra & Associates Practicing Company Secretaries as Secretarial Auditors of the Company for the Financial Year 2023-2024. **(Annexure A)**
- c. Considered and approved the appointment of M/s. NMJ & Associates Chartered Accountants as Internal Auditor of the Company for the Financial Year 2023-2024. **(Annexure B)**

Further, in view of the ensuing Board Meeting, the Trading Window for dealing in shares of the Company was already being closed for all Directors/ KMPs/Designated Employees/ Connected Person of the Company from April 01 2023, till 48 hours after the declaration of Audited Standalone and Consolidated Financial Results for the quarter and year ended on March 31, 2023 (both days inclusive) in accordance with SEBI (Prohibition of Insider Trading) Regulation, 2015 and the Company's Code of Internal Procedures and Conduct for Regulating, Monitoring and Reporting of Trading by Insiders.

TOTAL TRANSPORT SYSTEMS LIMITED

7th floor, T Square, Opp Chandivali Petrol Pump, Sakinaka,
Andheri(E), Mumbai - 400 072. Maharashtra India.

The meeting commenced at 10:00 A.M. and concluded at 3:30 P.M.

**For and on behalf of,
Total Transport Systems Limited**

**Bhavik Trivedi
Company Secretary & Compliance Officer
Membership No. A49807**

TOTAL TRANSPORT SYSTEMS LIMITED

7th floor, T Square, Opp Chandivali Petrol Pump, Sakinaka,
Andheri(E), Mumbai - 400 072. Maharashtra India.

(Annexure A)

Sr. No.	Particulars	Details
1	Name of the Auditor	M/s. M/s Mishra & Associates
2	Reason of change viz. Appointment, resignation, removal, death or otherwise;	Appointment
3	Date of Appointment	May 30, 2023
4	Terms of Appointment	Appointed as a Secretarial Auditor of the Company for the Financial year 2023-2024.
5	Brief Profile	Attached herewith
6	Disclosure of Relationship between Directors	No Relation.

TOTAL TRANSPORT SYSTEMS LIMITED

7th floor, T Square, Opp Chandivali Petrol Pump, Sakinaka,
Andheri(E), Mumbai - 400 072. Maharashtra India.

(Annexure B)

Sr. No.	Particulars	Details
1	Name of the Auditor	M/s. NMJ & Associates
2	Reason of change viz. Appointment, resignation, removal, death or otherwise;	Appointment
3	Date of Appointment	May 30, 2023
4	Terms of Appointment	Appointed as an Internal Auditor of the Company for the Financial year 2023-2024.
5	Brief Profile	Attached
6	Disclosure of Relationship between Directors	No relation

TOTAL TRANSPORT SYSTEMS LIMITED

7th floor, T Square, Opp Chandivali Petrol Pump, Sakinaka,
Andheri(E), Mumbai - 400 072. Maharashtra India.

**Auditor's Report on Quarterly Financial Results and Year to Date Results of the
Company Pursuant to the Regulation 33 of the SEBI (Listing Obligations and
Disclosure Requirements) Regulations, 2015**

To Board of Directors,
Total Transport Systems Limited

We have audited the quarterly financial results of Total Transport Systems Limited for the quarter ended 31st March 2023 and the year to date results for the period 1st April 2022 to 31st March 2023, attached herewith, being submitted by the company pursuant to the requirement of Regulation 33 of the SEBI (Listing Obligations and Disclosure Requirements) Regulations, 2015 as modified by Circular No. CIR/CFD/FAC/62/2016 dated 5th July 2016. These quarterly financial results as well as the year to date financial results have been prepared on the basis of the interim financial statements, which are the responsibility of the company's management. Our responsibility is to express an opinion on these financial results based on our audit of such interim financial statements, which have been prepared in accordance with the recognition and measurement principles laid down in Indian Accounting Standard for Interim Financial Reporting (IND AS 34), prescribed under Section 133 of the Companies Act, 2013 read with relevant rules issued thereunder; or by the Institute of Chartered Accountants of India, as applicable and other accounting principles generally accepted in India.

We conducted our audit in accordance with the auditing standards generally accepted in India. Those standards require that we plan and perform the audit to obtain reasonable assurance about whether the financial results are free of material misstatement(s). An audit includes examining, on a test basis, evidence supporting the amounts disclosed as financial results. An audit also includes assessing the accounting principles used and significant estimates made by management. We believe that our audit provides a reasonable basis for our opinion.

In our opinion and to the best of our information and according to the explanations given to us these quarterly financial results as well as the year to date results:

- (i) Are presented in accordance with the requirements of Regulation 33 of the SEBI (Listing Obligations and Disclosure Requirements) Regulations, 2015 as modified by CIR/CFD/FAC/62/2016 dated 5th July 2016 in this regard; and
- (ii) Give a true and fair view of the net profit and other financial information for the quarter ended 31st March 2023 as well as the year to date results for the period from 1st April 2022 to 31st March 2023



For S C M K & Co LLP
Chartered Accountants
Firm Reg. No. W100662

S M Chitnis

Partner

Membership No. 043152

Place: Mumbai
Date: 30th May 2023
UDIN: 23043152BGSFTL5007

TOTAL TRANSPORT SYSTEMS LIMITED
BALANCE SHEET AS AT 31ST MARCH, 2023

(Rs. In Lakhs)

PARTICULARS	AS AT 31 ST MARCH 2023	AS AT 31 ST MARCH 2022
	Audited	Audited
I. ASSETS		
1) Non-Current Assets		
(a) Property, Plant and Equipment	1,050.25	879.96
(b) Capital work-in-progress	-	-
(c) Right of Use Assets	1.33	8.63
(d) Investment Property	-	-
(e) Goodwill	-	-
(f) Other Intangible Assets	-	-
(g) Intangible Assets under development	48.56	-
(h) Investments in Subsidiaries and Associates	524.26	237.26
(i) Financial Assets		
(i) Investments	163.80	38.27
(ii) Trade Receivables	-	-
(iii) Loans	2,165.89	1,140.06
(iv) Others (to be specified)	-	-
(j) Deferred Tax Asset (Net)	141.17	107.85
(k) Other Non-Current Assets	-	-
	4,095.25	2,412.03
2) Current Assets		
(a) Inventories		
(b) Financial Assets		
(i) Investments	97.98	60.09
(ii) Trade Receivables	5,941.23	9,584.74
(iii) Cash and Cash Equivalents	950.98	560.18
(iv) Bank balance other than (iii) above	1,174.52	246.85
(v) Loans	41.57	51.30
(vi) Others (to be specified)	67.02	67.60
(c) Current Tax Assets (Net)	345.31	340.18
(d) Other Current Assets	-	-
	8,618.62	10,910.94
Total Assets	12,713.87	13,322.97
II. EQUITY AND LIABILITIES		
EQUITY		
(a) Equity Share Capital	1,612.70	1,430.60
(b) Other Equity	7,690.56	4,717.46
Total Equity	9,303.25	6,148.06

LIABILITIES		
1) Non-Current Liabilities		
(a) Financial Liabilities		
(i) Borrowings	18.13	298.25
(ii) Lease Liability	-	-
(iii) Trade Payables		-
a. total outstanding dues of micro enterprises and small enterprises	-	
b. total outstanding dues of creditors other than micro enterprises and small enterprises	-	
(iv) Other Financial Liabilities (Other than those specified in item (b), to be specified)	-	-
(b) Provisions	561.63	447.36
(c) Deferred Tax Liabilities (Net)	-	-
(d) Other Non-Current Liabilities	-	-
	579.76	745.61
2) Current Liabilities		
(a) Financial Liabilities		
(i) Borrowings	1,431.08	2,322.40
(ii) Lease Liability	0.63	7.82
(ii) Trade Payables		
a. total outstanding dues of micro enterprises and small enterprises	12.12	12.39
b. total outstanding dues of creditors other than micro enterprises and small enterprises	553.89	2,810.41
(iii) Other Financial Liabilities (Other than those specified in item (c))	-	-
(b) Other Current Liabilities	365.62	348.70
(c) Provisions	467.53	927.58
(d) Current Tax Liabilities (Net)	-	-
	2,830.86	6,429.30
Total Equity and Liabilities	12,713.87	13,322.97

Date: 30th May, 2023

Place: Mumbai



For Total Transport Systems Limited

Makarand Pradhan
Managing Director

TOTAL TRANSPORT SYSTEMS LIMITED
STATEMENT OF PROFIT AND LOSS FOR THE YEAR ENDED 31ST MARCH, 2023

(Rs. In Lakhs)

PARTICULARS	Quarter Ended			Year Ended	
	31-Mar-23	31-Dec-22	31-Mar-22	31-Mar-23	31-Mar-22
	Audited	Unaudited	Audited	Audited	Audited
	Rs.	Rs.	Rs.	Rs.	
I. Revenue From Operations	9,479.02	11,353.76	15,982.44	52,221.82	53,014.46
II. Other Income	102.29	12.31	5.16	124.65	42.82
III. Total Revenue (I +II)	9,581.31	11,366.07	15,987.60	52,346.48	53,057.28
IV. Expenses					
a. Employee Benefit Expenses	835.51	894.73	816.63	3,198.31	2,740.18
b. Finance Cost	39.76	64.44	51.83	242.35	181.28
c. Depreciation and Amortisation Expenses	57.51	48.57	39.51	183.66	106.77
d. Other Expenses	8,317.27	10,020.90	14,612.03	46,946.34	48,459.79
V. Total Expenses	9,250.06	11,028.65	15,520.01	50,570.65	51,488.02
VI. Profit Before Exceptional & Extraordinary Items & Tax (III-V)					
	331.25	337.42	467.59	1,775.83	1,569.26
VII. Exceptional Items	-	-	-	-	
VIII. Profit Before Extraordinary Items & Tax (VI-VII)	331.25	337.42	467.59	1,775.83	1,569.26
IX. Extraordinary Items	-	-	-	-	
X. Profit Before Tax (VIII-IX)	331.25	337.42	467.59	1,775.83	1,569.26
XI. Tax Expense					
a. Current Tax	106.44	97.27	133.09	473.99	447.65
b. Deferred Tax	-19.01	-16.85	-4.91	-17.70	0.28

c. MAT Credit Entitlement	-					
XII. Profit for the Year from Continuing Operations (X-XI)	243.81	257.00	339.41	1,319.54	1,121.33	
XIII) Other Comprehensive Income						
A. Items that will not be reclassified to Profit or loss						
Re-measurement gains/(losses) on defined benefit plans	-76.17	-	-16.64	-76.17	-16.64	0.28
Income Tax Effect	15.79	-	0.28	15.79	0.28	
Net other comprehensive income to not be reclassified to profit or loss in subsequent periods	-60.38	-	-16.36	-60.38	-16.36	
B. Items that will be reclassified to profit or loss in subsequent years						
Net gain/(loss) on FVTOCI debt Securities	0.62	0.71	0.74	1.24	0.74	
Income Tax Effect	-0.17	-	-0.28	-0.17	-0.28	
Net other comprehensive income to be reclassified to profit or loss in subsequent periods	0.45	0.71	0.46	1.07	0.46	
Other Comprehensive Income for the year, net of tax	-59.93	0.71	-15.90	-59.31	-15.90	
XIV) Total Comprehensive Income for the period (XII+XIII) (Comprehensive profit (loss) and Other Comprehensive Income for the period)	183.88	257.71	323.51	1,260.23	1,105.43	
XV. Paid-up equity share capital of Rs. 10 Each	1,612.70	1,612.70	1,430.60	1,612.70	1,430.60	
XVI. Reserve excluding Revaluation Reserves as per balance sheet of previous accounting year	-	-	-	7,690.56	4,717.46	
XVII. Earnings Per Share (not annualised)						
a. Basic	1.61	1.75	2.37	8.73	7.84	
b. Diluted	1.61	1.75	2.37	8.73	7.84	

1. The above results, which have been subjected to an audit by the statutory Auditors of the Company are published in accordance with regulation 33 of the SEBI (LODR) Regulations, have been reviewed by the audit committee and approved and taken on record by the Board of Directors at its meeting held through Video Conferencing on 30th May 2023. The financials results are prepared in accordance with Indian Accounting Standards (Ind AS) as prescribed under Section 133 of the Companies Act, 2013 read with Companies (Indian Accounting Standards) Rules, Companies (Indian Accounting Standards) (Amendment) Rules and other accounting standards generally accepted in India.
2. The format for the audited/unaudited financial results are as prescribed by SEBI circular CIR/CFD/CMD/15/2015 have been modified to comply with the requirements of SEBI circular dated 5th July 2016, Ind AS and Schedule III (Division II) to the Companies Act, 2013, which are applicable to the Companies that are required to comply with Ind AS
3. The statement of standalone financial results have been prepared in accordance with Indian Accounting Standards (Ind AS), the provisions of the Companies Act, 2013, as applicable and guidelines issued by the SEBI.
4. Disclosure of segment reporting as per the requirements of Ind AS 108 "Operating Segment" is reported in the consolidated financial statements of the Company. Therefore, the same has not been separately disclosed in the standalone financial statements in line with the requirement of Ind AS 108.
5. Figures have been regrouped /re-classified where ever necessary
6. Figure of the last quarter ended 31st March, 2023 are the balancing figure between Audited figure in respect of the full Financial year & published year-to-date figure upto the 3rd Quarter of the current financial year.
7. During the quarter ended 31st March, 2023 the Company has not received any complaint from the investor.
8. The above financial results are available on the website of the Company i.e. www.tspl.in under investor tab and on the website of national stock exchange i.e. www.nseindia.com

Date : 30th May, 2023



For Total Transport Systems Limited



Makarand Pradhan
Managing Director

Place : Mumbai

TOTAL TRANSPORT SYSTEMS LIMITED
CASH FLOW STATEMENT FOR THE YEAR ENDED 31ST MARCH, 2023

(Rs. In Lakhs)

PARTICULARS	FOR THE YEAR ENDED 31 ST MARCH, 2023	FOR THE YEAR ENDED 31 ST MARCH, 2022
<u>A. Cash flow from operating activities:</u>		
Profit before tax	1,775.83	1,569.26
<i>Adjustments:</i>		
Depreciation & amortization	183.66	106.77
Interest Expense	242.35	181.28
Interest Income	-123.73	-36.59
Loss on Sale of Assets	13.26	10.96
Profit on Sale of Assets	-	-4.11
Intangible Assets under development written off	-	13.15
Provision for Gratuity	38.10	30.35
Profit on Sale of Investments	-0.48	-
Net Gain / Loss Arising On Financial Assets Mandatorily Measured At FVTPL	0.01	-0.68
	-	-
<i>Working capital changes :</i>		
Increase / (Decrease) in Trade Payable	-2,256.79	1,388.98
Increase / (Decrease) in Lease Liabilities	-7.19	7.82
Increase / (Decrease) in Other Current Liabilities	16.92	168.55
Increase / (Decrease) in Short-Term Provisions	-460.05	328.35
Increase / (Decrease) in Trade Receivables	3,643.54	-2,195.70
Increase / (Decrease) in Current Investments	-37.89	-60.09
Increase / (Decrease) in Bank Balance other than Cash and Cash Equivalents	-927.67	-219.26
Increase / (Decrease) in Other Financial Assets	0.58	-2.73
Increase / (Decrease) in Short-Term Loans and Advances	9.73	-21.92
Net cash generated from operations	2,110.15	1,264.38
Direct taxes Paid	-479.11	-150.60
Net cash generated by operating activities	1,631.04	1,113.78
<u>B. Cash flow from investing activities:</u>		
Purchase of fixed assets	-359.91	-258.82
Development of Intangible Assets	-48.56	5.60
Sale of Asset	-	-
Increase / (Decrease) in Loan given to Related Parties	-1,025.83	-517.72
Increase / (Decrease) in Balances Given to Government	-	57.05
Interest Income	123.73	36.59
Investment in Mutual Funds	-123.87	-30.05
Acquisition of R N Freight	-2.46	-15.31
Acquisition of Non Controlling Interest from Related Party	-284.54	-
Net cash used in investing activities	-1,721.44	-722.66
<u>C. Cash flow from financing activities:</u>		
Interest Expense	-242.35	-181.28
Vehicle Loan	-	60.00
Interim Dividend	-120.95	-107.30
Repayment of Loans	-420.18	-45.50
Preferential Issue of Shares to Unrelated Parties	1,739.20	-
Preferential Issue of Shares to Related Parties	285.00	-
Preferential Issue Expenses	-8.27	-
Net cash (used in) / generated from financing activities	1,232.46	-274.08
Net increase in cash and cash equivalents during the year	1,142.06	117.04
Cash and cash equivalents at the beginning of the year	-1,601.94	-1,718.98
Cash and cash equivalents at the end of the year	-459.88	-1,601.94

Cash and cash equivalents at the beginning of the year Comprise of the following		
Cash and Cash Equivalents	560.18	165.99
Bank Overdraft	-2,162.12	-1,884.97
Total	-1,601.94	-1,718.98
Cash and cash equivalents at the end of the year Comprise of the following		
Cash and Cash Equivalents	950.98	560.18
Bank Overdraft	-1,410.86	-2,162.12
Total	-459.88	-1,601.94
<div> <div> Date: 30th May, 2023 Place: Mumbai </div> <div>  </div> <div> For Total Transport Systems Limited  Makarand Pradhan Managing Director </div> </div>		

Auditor's Report on the audit of the annual financial results of the group with the last quarter financial results being balancing figures Pursuant to the Regulation 33 of the SEBI (Listing Obligations and Disclosure Requirements) Regulations, 2015

To Board of Directors,
Total Transport Systems Limited

We have audited the accompanying Statement of Consolidated Financial Results of Total Transport Systems Limited ("the Parent") and its subsidiaries (the Parent and its subsidiaries together referred to as "the Group") and its share of the net profit/(loss) after tax and total comprehensive income / loss of its associate for the year ended 31 March 2022 ("the Statement"), being submitted by the Parent pursuant to the requirement of Regulation 33 of the SEBI (Listing Obligations and Disclosure Requirements) Regulations, 2015, as amended

This Statement, which is the responsibility of the Parent's Management and approved by the Parent's Board of Directors, has been compiled from the related interim consolidated financial statements which has been prepared in accordance with the recognition and measurement principles laid down in Indian Accounting Standard 34 "Interim Financial Reporting" ("Ind AS 34"), prescribed under Section 133 of the Companies Act, 2013, and other accounting principles generally accepted in India. Our responsibility is to express an opinion on the Statement based on our audit of such interim consolidated financial statements.

We conducted our audit in accordance with the Standards on Auditing specified under Section 143(10) of the Companies Act 2013. Those Standards require that we comply with ethical requirements and plan and perform the audit to obtain reasonable assurance about whether the Statement is free from material misstatement.

An audit involves performing procedures to obtain audit evidence about the amounts and the disclosures in the Statement. The procedures selected depend on the auditor's judgment, including the assessment of the risks of material misstatement of the Statement, whether due to fraud or error. In making those risk assessments, the auditor considers internal control relevant to the Parent's preparation and fair presentation of the Statement in order to design audit procedures that are appropriate in the circumstances, but not for the purpose of expressing an opinion on the Parent's internal financial control with reference to the Statement. An audit also includes evaluating the appropriateness of the accounting policies used and the reasonableness of the accounting estimates made by the Management, as well as evaluating the overall presentation of the Statement.

We also performed procedures in accordance with the circular issued by the SEBI under Regulation 33 (8) of the SEBI (Listing Obligations and Disclosure Requirements) Regulations, 2015, as amended, to the extent applicable.

We believe that the audit evidence obtained by us and the audit evidence obtained by the other auditors in terms of their reports referred to in below, is sufficient and appropriate to provide a basis for our audit opinion.

In our opinion and to the best of our information and according to the explanations given to us, and based on the consideration of the reports of the other auditors on separate financial statements and the other financial information of branches and joint operations of the Group, subsidiaries, associates and joint ventures referred to below, the Statement:

S C M K & Co LLP
Chartered Accountants

Block No. 2, Samata Sadan,
S H Paralkar Marg, Dadar West,
Mumbai- 400028

- A. Includes the results of the following entities:
- CP World Logistics Private Limited
 - Oneworld Logistics Private Limited
 - RN Freight Forwarders Private Limited
 - Total Transport Systems Private Limited (Nepal)
 - Seedeer (India) E-Commerce Private Limited - Associate
- B. Is presented in accordance with the requirements of Regulation 33 of the SEBI (Listing Obligations and Disclosure Requirements) Regulations, 2015, as amended; and
- C. Gives a true and fair view in conformity with the recognition and measurement principles laid down in the aforesaid Indian Accounting Standards and other accounting principles generally accepted in India of the consolidated total comprehensive income (comprising of net profit and other comprehensive loss) and other financial information of the Group for the year ended 31st March 2023

We did not audit the financial statements of 2 Subsidiaries included in the consolidated financial results, whose financial statements reflect total assets of Rs. 208.14 Lakhs as at 31st March, 2023, total revenues of Rs. 486.13 Lakhs, total net profit / (loss) after tax of Rs. (4.05) Lakhs, and cash flows (net) of Rs. 2.77 Lakhs for the year ended on that date, as considered in the consolidated financial results. The consolidated financial results also include the Group's share of net loss of Rs. Nil Lakhs for the year ended 31st March, 2023, as considered in the consolidated financial results, in respect of Seedeer (India) E-Commerce Private Limited an associate, whose financial statements have not been audited by us. These financial statements have been audited by other auditors whose reports have been furnished to us by the Management and our opinion on the consolidated financial results, in so far as it relates to the amounts and disclosures included in respect of these subsidiaries and associates, is based solely on the reports of the other auditors and the procedures performed by us as stated in paragraph above.

Our opinion on the Statement is not modified in respect of the above matters

The Statement includes the results for the quarter year ended 31st March 2023 being the balancing figure between audited figures in respect of the full financial year and the published unaudited year to date figures up to the quarter ended of the current financial year which were subject to limited review by us.



For S C M K & Co. LLP
Chartered Accountants
Firm Reg. No. W100662

S M Chitnis

Partner

Membership No. 043152



Place: Mumbai

Date: 30th May 2023

UDIN: 23043152BGSFTM1428

TOTAL TRANSPORT SYSTEMS LIMITED
CONSOLIDATED BALANCE SHEET AS AT 31ST MARCH, 2023
(Rs. In Lakhs)

PARTICULARS	AS AT 31 st March 2023	AS AT 31 st March 2022
I. ASSETS		
1) Non-Current Assets		
(a) Property, Plant and Equipment	1,204.32	949.54
(b) Capital work-in-progress	5.11	8.62
(c) Goodwill on Consolidation	267.90	
(d) Other Intangible Assets	7.60	1.50
(e) Intangible Assets under development	48.57	-
(f) Investments in Subsidiaries and Associates	-	-
(g) Financial Assets		
(i) Investments	163.80	38.27
(ii) Trade Receivables	-	-
(iii) Loans	232.29	267.23
(iv) Others (to be specified)		-
(h) Deferred Tax Asset (Net)	153.93	113.45
(i) Other Non-Current Assets	-	-
	2,083.50	1,378.61
2) Current Assets		
(a) Inventories		
(b) Financial Assets		
(i) Investments	97.98	60.09
(ii) Trade Receivables	6,947.46	10,220.00
(iii) Cash and Cash Equivalents	1,096.83	610.52
(iv) Bank balance other than (iii) above	1,415.21	263.25
(v) Loans	108.43	77.54
(vi) Others (to be specified)	170.34	127.08
(c) Current Tax Assets (Net)	569.52	510.16
(d) Other Current Assets	-	-
	10,405.77	11,868.64
Total Assets	12,489.27	13,247.25
II. EQUITY AND LIABILITIES		
EQUITY		
(a) Equity Share Capital	1,612.70	1,430.60
(b) Other Equity	6,119.00	4,029.82
Equity attributable to equity holders of the parent	7,731.70	5,460.42
(c) Non- controlling interests	31.44	-28.80
Total Equity	7,763.14	5,431.61

LIABILITIES		
1) Non-Current Liabilities		
(a) Financial Liabilities		
(i) Borrowings	25.54	314.09
(ii) Lease Liability	3.68	
(iii) Trade Payables	-	-
a. Micro and Small Enterprises		
b. Other than Micro and small Enterprises		
(iv) Other Financial Liabilities (Other than those specified in item (b), to be specified)	-	-
(b) Provisions	579.32	458.66
(c) Deferred Tax Liabilities (Net)	-	-
(d) Other Non-Current Liabilities	-	-
	608.53	772.75
2) Current Liabilities		
(a) Financial Liabilities		
(i) Borrowings	1,627.46	2,331.73
(ii) Lease Liability	0.62	7.82
(iii) Trade Payables		
a. Micro and Small Enterprises	12.12	12.39
b. Other than Micro and small Enterprises	1,463.25	3,249.48
(iv) Other Financial Liabilities (Other than those specified in item (c))		-
(b) Provisions	475.55	927.77
(c) Current Tax Liabilities (Net)	-	-
(d) Other Current Liabilities	538.60	513.71
	4,117.61	7,042.89
Total Equity and Liabilities	12,489.28	13,247.25
<div> <div> Date: 30th May, 2023 Place: Mumbai  </div> <div> For Total Transport Systems Limited  Makarand Pradhan Managing Director </div> </div>		

TOTAL TRANSPORT SYSTEMS LIMITED
CONSOLIDATED STATEMENT OF PROFIT AND LOSS FOR THE YEAR ENDED 31ST MARCH 2023

(Rs. In Lakhs)

PARTICULARS	Quarter Ended On			Year ended on	
	31st March 2023	31st December 2022	31st March 2022	31st March 2023	31st March 2022
	Audited	Unaudited	Audited	Audited	Audited
	Rs.	Rs.	Rs.	Rs.	Rs.
I. Revenue From Operations	11,315.53	13,238.61	17,226.38	59,027.22	58,322.93
II. Other Income	19.35	13.63	5.51	43.16	42.15
III. Total Revenue (I +II)	11,334.88	13,252.25	17,231.89	59,070.38	58,365.08
IV. Expenses					
a. Employee Benefit Expenses	976.96	1,063.34	905.13	3,729.71	3,074.75
b. Finance Cost	64.56	90.14	57.93	304.01	194.96
c. Depreciation and Amortisation Expenses	67.89	58.36	48.69	216.30	133.96
d. Other Expenses	10,219.36	11,860.85	15,924.14	53,835.53	53,606.66
V. Total Expenses	11,328.77	13,072.69	16,935.89	58,085.56	57,010.34
VI. Profit Before Exceptional & Extraordinary Items & Tax (III-V)	6.11	179.55	296.00	984.82	1,354.75
VII. Share of (profit)/loss from investment in associate	-	-	-0.17	-	-4.64
VIII. Profit Before Extraordinary Items & Tax (VI-VII)	6.11	179.55	295.83	984.82	1,350.11
IX. Extraordinary Items	-	-	-	-	-
X. Profit Before Tax (VIII-IX)	6.11	179.55	295.83	984.82	1,350.11
XI. Tax Expense					
a. Current Tax	105.03	98.50	128.89	474.88	443.73
b. Deferred Tax	-9.54	-17.54	-6.45	-12.36	-5.80
c. MAT Credit Entitlement	-	-	-	-	-
XII. Profit for the Year from Continuing Operations (X-XI)	-89.39	98.60	173.39	522.30	912.18
XIII. Minority Interest	-4.00	25.36	-12.38	-1.71	-12.08
	-85.39	73.23	185.77	524.01	924.26
XIV) Other Comprehensive Income					
A. Items that will not be reclassified to Profit or loss					
Re-measurement gains/(losses) on defined benefit plans	-75.87	-	-16.20	-75.87	-16.20
Income Tax Effect	15.64	-	0.05	15.64	0.05
Net other comprehensive income to not be reclassified to profit or loss in subsequent periods	-60.23	-	-16.15	-60.23	-16.15
B. Items that will be reclassified to profit or loss in subsequent years					
Exchange difference on translation of foreign operations	0.35	-	0.90	0.35	-0.85
Net gain/(loss) on FVTOCI debt Securities	0.62	0.71	0.74	1.24	0.74
Income Tax Effect	-0.17	-	-0.28	-0.17	-0.28
Net other comprehensive income to be reclassified to profit or loss in subsequent periods	0.80	0.71	1.35	1.42	-0.39
Other Comprehensive Income for the year, net of tax	-59.43	0.71	-14.80	-58.81	-16.54
XV) Total Comprehensive Income for the period (XII+XIV) (Comprehensive profit (loss) and Other Comprehensive Income for the period)	-144.82	73.94	170.97	465.20	907.72
XVI. Paid-up equity share capital of Rs. 10 Each	1,612.70	1,612.70	1,430.60	1,612.70	1,430.60
XVII. Reserve excluding Revaluation Reserves as per balance sheet of previous accounting year	-	-	-	6,119.00	4,029.82
XVIII. Earnings Per Share (not annualised)					
a. Basic	-0.59	0.50	1.21	3.47	6.46
b. Diluted	-0.59	0.50	1.21	3.47	6.46

1. The above results, which have been subjected to an audit by the statutory Auditors of the Company are published in accordance with regulation 33 of the SEBI (LODR) Regulations, have been reviewed by the audit committee and approved and taken on record by the Board of Directors at its meeting held through Video Conferencing on 30th May 2023. The financials results are prepared in accordance with Indian Accounting Standards (Ind AS) as prescribed under Section 133 of the Companies Act, 2013 read with Companies (Indian Accounting Standards) Rules, Companies (Indian Accounting Standards) (Amendment) Rules and other accounting standards generally accepted in India.

2. The format for the audited/unaudited financial results are as prescribed by SEBI circular CIR/CFD/CMD/15/2015 have been modified to comply with the requirements of SEBI circular dated 5th July 2016, Ind AS and Schedule III (Division II) to the Companies Act, 2013, which are applicable to the Companies that are required to comply with Ind AS

3. The statement of Consolidated financial results have been prepared in accordance with Indian Accounting Standards (Ind AS), the provisions of the Companies Act, 2013, as applicable and guidelines issued by the SEBI.

4. Figures have been regrouped /re-classified where ever necessary

5. Figures of the last Quarter ended 31st March, 2023 are the balancing figures between audited figures in respect of the full financial year and published year-to-date figure upto the third quarter of the current financial year.

6. During the quarter and year ended 31st March 2023 the Company has not received any complaint from the investor.

7. The above financial results are available on the website of the Company i.e. www.tspl.in under investor tab and on the website of national stock exchange i.e. www.nseindia.com

Date : 30th May, 2023



Place : Mumbai

For Total Transport Systems Limited



(Signature)

Makarand Pradhan
Managing Director

TOTAL TRANSPORT SYSTEMS LIMITED
CONSOLIDATED STATEMENT OF CASH FLOW FOR THE YEAR ENDED 31st MARCH, 2023

(Rs. In Lakhs)

PARTICULARS	FOR THE YEAR ENDED 31 st MARCH, 2023	FOR THE YEAR ENDED 31 st MARCH, 2022
<u>A. Cash flow from operating activities:</u>		
Profit before tax	984.82	1,354.75
<i>Adjustments:</i>		
Depreciation & amortization	216.30	133.96
Intangible Assets under development written off	-	13.15
Loss on Sale of Assets	16.12	10.96
Profit on Sale of Assets	-	(4.11)
Elimination of Profits with Associates	-	-
Interest Expense	304.01	194.96
Interest Income	(40.13)	(38.11)
FCTR Movement	-	(0.34)
Provision for ESOP's	-	8.58
Provision for Gratuity	48.24	35.84
Net Gain / Loss Arising On Financial Assets Mandatorily Measured At FVTPL	(0.48)	(0.68)
<i>Working capital changes :</i>		
Increase/ (Decrease) in Trade Receivables	3,272.54	(2,402.09)
Increase/ (Decrease) in Bank balance other than cash and cash	(1,151.96)	(219.95)
Increase/ (Decrease) in Short Term Loans and Advances	(30.89)	(20.50)
Increase/ (Decrease) in Current Investments	(37.89)	(60.09)
Increase/ (Decrease) in Other Financial Assets	(43.26)	(31.39)
Increase/ (Decrease) in Trade Payable	(1,786.49)	1,128.41
Increase/ (Decrease) in Lease Liability	(3.52)	7.82
Increase/ (Decrease) in Other Current Liabilities	24.90	224.45
Increase/ (Decrease) in Short-Term Provisions	(452.22)	318.54
Adjustment for Working Capital on Business Combination	0.81	-
Net cash generated from operations	1,320.90	654.15
Direct taxes Paid	(514.60)	(247.22)
Net cash generated by operating activities	806.30	406.93
<u>B. Cash flow from investing activities:</u>		
Purchase of fixed assets	(474.23)	(283.77)
Purchase of Software	(6.84)	-
Development of Intangible Assets	(48.57)	-
Acquisition of R N Freight	(2.46)	-
Acquisition of Non Controlling Interest from Related Party	(284.54)	-
Sale of Asset	1.14	5.60
Increase/ (Decease) in Loan given to Related Parties	(15.20)	(7.43)
Increase/ (Decease) in Balances Given to Government	-	110.43
Interest Income	40.13	38.11
Acquisition of Right to Use Assets	(7.56)	(15.31)
Investment in Mutual Funds	(123.87)	(30.05)
Net cash used in investing activities	(921.99)	(182.42)

C. Cash flow from financing activities:		
Interest Expense	(304.01)	(194.96)
Issue of Share	-	20.77
Interim Dividend	(120.95)	(107.30)
Loans taken during the year	-	90.00
Repayment of Loans	(241.56)	(50.33)
Preferential Issue of Shares to Unrelated Parties	1,739.20	-
Preferential Issue of Shares to Related Parties	285.00	-
Preferential Issue Expenses	(8.27)	-
Net cash (used in) / generated from financing activities	1,349.41	(241.82)
Net increase in cash and cash equivalents during the year	1,233.72	(17.31)
Cash and cash equivalents at the beginning of the year	(1,547.77)	(1,534.30)
Cash and cash equivalents at the end of the year	(314.04)	(1,551.61)
Cash and cash equivalents at the beginning of the year Comprise of the following		
Cash and Cash Equivalents	610.52	350.67
Cash and Cash Equivalents of RN Freight	3.84	
Bank Overdraft	(2,162.12)	(1,884.97)
Total	(1,547.77)	(1,534.30)
Cash and cash equivalents at the end of the year Comprise of the following		
Cash and Cash Equivalents	1,096.83	610.52
Bank Overdraft	(1,410.86)	(2,162.12)
Total	(314.04)	(1,551.61)
<div><div><div>Date: 30th May, 2023 Place: Mumbai</div><div></div></div><div><div>For Total Transport Systems Limited</div><div></div><div>Makarand Pradhan Managing Director</div></div></div>		

TOTAL TRANSPORT SYSTEMS LIMITED



Segment Reporting

For management purpose, the group is organised into business units based on the nature of services rendered, the different risks and returns and the internal business reporting system. The following are the three reportable segments:

- a) Multimodal transport operations
- b) Last mile delivery operations
- c) CHA Activity

The Board of Directors of the Group monitors the operating results of its business units separately for the purpose of making decisions about resource allocation and performance is evaluated based on profit and loss and is measured consistently with profit and loss in CFS. However, the Group's financing (including finance costs and finance income) and income taxes are managed on a Group basis and are not allocated to operating segments.

Segment revenue is measured in the same way as in the statement of profit or loss. Revenue and expenses which relate to the enterprise as a whole and are not allocable to a segment on reasonable basis have been disclosed as Unallocable. Transactions between segments are eliminated on consolidation.

Particulars	Quarter ended on			Year Ended	
	31-Mar-23	31-Dec-22	31-Mar-22	31-Mar-23	31-Mar-22
	Audited	Unaudited	Audited	Audited	Audited
1. Segment Revenue					
Multimodal Transport Operations	9,426.67	11,289.48	15,972.90	52,013.93	52,972.64
Last Mile Delivery Operations	1,758.18	1,900.54	1,253.48	6,676.92	5,350.29
CHA Activity	130.68	48.59	-	336.37	-
Less: Inter segment		-	-		-
	11,315.53	13,238.61	17,226.38	59,027.22	58,322.93
2. Segment Results					
Multimodal Transport Operations	312.10	325.57	456.20	1,706.07	1,485.99
Last Mile Delivery Operations	-326.47	-162.31	-165.71	-769.91	-173.40
CHA Activity	1.13	2.66	-	5.50	-
	-13.24	165.92	290.49	941.66	1,312.60
Add: Interest Income	19.35	13.63	5.51	43.16	42.15
Profit Before Tax	6.11	179.55	295.99	984.82	1,354.75
3. Segment Assets					
Multimodal Transport Operations	10,569.87	12,104.56	12,322.64	10,569.87	12,322.64
Last Mile Delivery Operations	1,784.49	1,736.18	924.61	1,784.49	924.61
CHA Activity	134.91	124.62	-	134.91	-
	12,489.27	13,965.36	13,247.25	12,489.27	13,247.25
4. Segment Liabilities					
Multimodal Transport Operations	1,548.74	3,138.75	6,400.84	1,548.74	6,400.84
Last Mile Delivery Operations	3,026.43	2,662.76	1,414.80	3,026.43	1,414.80
CHA Activity	150.97	129.57	-	150.97	-
	4,726.14	5,931.08	7,815.64	4,726.14	7,815.64
<div style="display: flex; justify-content: space-between; align-items: flex-start;"> <div> <p>Date : 30th May, 2023</p> <p>Place : Mumbai</p> </div> <div style="text-align: center;">  </div> <div> <p>For Total Transport Systems Limited</p>  <p>Makarand Pradhan Managing Director</p> </div> </div>					

30th May, 2023

To,
The Manager,
Listing Compliance Department
National Stock Exchange of India Limited
Exchange Plaza, Bandra Kurla Complex,
Bandra (East), Mumbai – 400 051

SYMBOL: TOTAL

Sub: Declaration for Audit Report with unmodified Opinion(s)

Respected Sir/Madam,

Pursuant to Regulation 33(3)(d) of Securities and Exchange Board of India (Listing Obligations and Disclosure Requirements) Regulations, 2015, we hereby declare that, the Statutory Auditors of the Company have issued Auditors Report with unmodified opinion on Standalone & Consolidated Audited Financial Results for the quarter and year ended 31st March, 2023 and the same was approved at the said Board Meeting held today i.e. on 30th May, 2023.

This is for your information and record.

Thanking you,

Yours faithfully,

For Total Transport Systems Limited



Makarand Pradhan
Managing Director

TOTAL TRANSPORT SYSTEMS LIMITED

7th floor, T Square, Opp Chandivali Petrol Pump, Sakinaka,
Andheri(E), Mumbai - 400 072. Maharashtra India.



MISHRA & ASSOCIATES

Company Secretaries

Office: B/31, 6th Floor, Chaddha Apartments, Telli Gully Cross Lane, Andheri East, Mumbai
- 400 069, Maharashtra, India.

Email: office@mishraandassociates.in Cell: 9773-478-068/ 9022-616-809

FIRM PROFILE

Founded in 2017, Mishra and Associates is a Practicing Company Secretary, firm rendering specialized services in area of Corporate Laws, IPR's, Corporate Governance issues, Legal drafting of agreements, Corporate Restructuring etc and registered as a practicing company secretaries' firm with the Institute of Company Secretaries of India (ICSI). We are also registered as Peer Reviewed Firm with the Institute of Company Secretaries of India.

Mishra and Associates has experience and specialize in dealing with matters relating to Company Law, Securities Laws, Corporate Governance matters, Legal Due Diligence, Joint Ventures, Due Diligence, Listings and Capital Market Transactions.

We have a right mix of a team of highly motivated young and experienced professionals. The quality of our people ensures the quality we serve our client. For the same reason, we put tremendous efforts in selection of our team.

At Mishra and Associates, we believe in acting professionally. Doing business with integrity. Being Passionate and Determined. Upholding our clients' reputations as well as our own. Treating people and the environment with respect. Acting in a socially responsible manner. Working together and thinking about the way we work. And above all, empowering ourselves and our stakeholders.

Services Provided:

- Company Law Related Compliances
- SEBI Law Related Compliances
- FEMA Related Compliances
- Stock Exchange Compliances
- Due Diligence
- Secretarial Audit
- Corporate Law Advisory Services
- Registration of Intellectual Property Rights




NMJ & ASSOCIATES

Chartered Accountant

Embedding Quality in Every Aspect

DEBT



NMJ & ASSOCIATES

Chartered Accountant

Embedding Quality in Every Aspect



Savings



Financial Plan



CONTENTS

- Mission
- Key Details
- About Us
- Our Services
- Industry Wise Experience
- Clients Served



MISSION

Our mission is to constantly understand our client's needs and satisfy them by providing quality services in a time bound manner and taking utmost professional care while maintaining the highest standard of professional ethics and efficiency.

We believe that in-depth knowledge of the Industry is the key to complete understanding of the requirements of our clients. Our commitment to quality is our foremost motivation and the guiding light behind all our efforts, our services being a bench mark amongst our peers.



Our core values serve as a guide for continued growth and professional excellence. Our integrated and dynamic approach combines insight and innovation from multiple disciplines with business knowledge and industry expertise to exceed all client expectations.

The core values which define us are:

- Leadership
- Integrity
- Efficiency
- Responsibility
- Teamwork
- Innovation
- Dedication



KEY DETAILS

Name of the Firm:

NMJ & Associates

Address:

601, Jolly Bhavan No. 2,51,
New Marine Lines, Mumbai

400 020.

Telephone:

+9122 49716667

Email:

info@nmjassociates.com
jainniranjanm@gmail.com

Website:

www.nmjassociates.com

Firm Registration No. with ICAI:

139801W

UCN NO.:

1002347



ABOUT US

The firm's vision is to help its clients grow by providing tailor made solutions to satisfy their various needs.

In the past Two and half decades, the team members have catered to abroad spectrum of Industries and Organisation. The firm has a highly skilled, dedicated, motivated and experienced work force who have zeal for work and are committed to client satisfaction. The firm exercises utmost professional care and fairness in dealing with clients and other stakeholders.

The firm has team of about Thirty people and is well equipped with all the requisite infrastructure and man power to cater to the needs of any assignment. Further, it has a modern working setup and infrastructure vital for modern day client servicing.



OUR SERVICES

AUDIT

- Statutory Audit
- Internal Audit
- Management Audit
- Tax Audit
- Inspection Audit of Brokers and Mutual Funds

MANAGEMENT SERVICES

- Concurrent Audit
- Operational Audit
- Compliance Audit
- Review of Internal Control on Financial Reporting

CORPORATE SERVICES

- Due Diligence
- Corporate Governance
- Compliance with FEMA & RBI Guidelines

TAX SERVICES

- Income Tax
- Transfer Pricing
- Goods and Service Tax

INFORMATION SYSTEM & RISK MANAGEMENT

- Information System Audit & Assurance

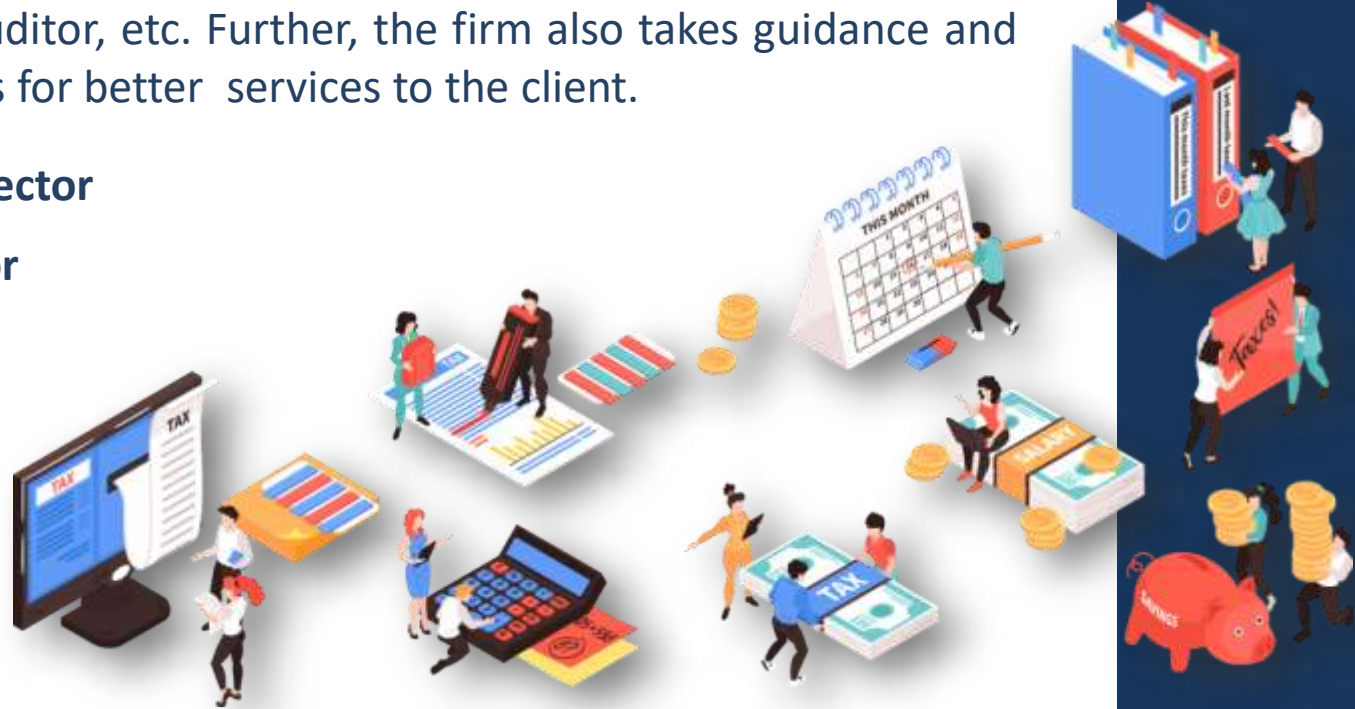
OTHER SERVICES

- Process Outsourcing

INDUSTRY WISE EXPERIENCE

The firm has a large pool of trained human resource comprising of Chartered Accountants, Management Graduates, Law Graduates, Certified Information Systems Auditor, etc. Further, the firm also takes guidance and support of Professionals for better services to the client.

- **Financial Services Sector**
- **Infrastructure Sector**
- **Others**



Financial Services

- Bank
- Life Insurance
- General Insurance
- Mutual Fund
- NBFC
- Housing Finance
- Finance Corporation
- Stock Exchange
- PMS
- Stock-Broker
- Insurance-Broker

Infrastructure

- Construction
- Engineering and Trunkey Contractor
- FTWZ and Warehousing

Logistics

- Shipping
- Freight forwarding
- Transportation
- Container Freight Station
- Cold chain movement
- Contract logistics
- Customs House Agent
- Warehousing

Healthcare & Wellness

- Medical Equipment manufacturing
- Pathlab / Diagnostics Company
- Biotech
- Hospitals
- SPA

Information Technology

- Fintech Company
- Email / Messaging Solutions
- IT Solutions
- Video platform
- Virtual conference and education
- IT Support
- Conference & Media for IT Company

Others

- Fertilizer
- Engineering
- Steel
- Paper
- Textile
- Yarn
- Packaging
- Trading
- Education
- Builder / Developer
- Event Management Company

CLIENTS SERVED

A. Statutory Audit

Industry	Client's Name
Information Technology	netCORE Solution Ltd / Hinditron Informatics Ltd.
Textile	National Textile Corporation / Alan Scott Industries Ltd.
Freight Forwarding	GGL Line Pvt. Ltd. / Balmer Lawrie & Co. Ltd.
Education	Shree Sanathan Dharam Education Society
Finance	National Small Industries Corpn. Ltd.
Life Insurance	Life Insurance Corporation of India.
General Insurance	National Insurance Co. Ltd. / New India Insurance Co. Ltd. / Oriental Insurance Co. Ltd.
Nodal Agency for General Insurance	GIPSA Ltd.
Container Freight Station	Balmer Lawrie & Co. Ltd.
FTWZ	Arshiya Supply Chain Ltd.
Engineering	Shree Ozone Engineering Pvt. Ltd.
Builder	Marathon Builders Ltd.

B. Internal Audit

Industry	Client's Name
Shipping	Great Eastern Shipping Co. Ltd.
Freight & Forwarding	Freight Systems India Pvt. Ltd. / Team Global Logistics Pvt. Ltd. / CEVA logistics Ltd. / Kelvin Cold Chain Ltd. / Arshiya Ltd.
Textile	Hindoostan Mills Ltd. / Alan Scott Industries Ltd.
Pharmaceuticals	Universal Capsules Ltd.
Broker	Nirmal Bang Securities Pvt. Ltd.
Container Freight station	International Cargo terminal Pvt. Ltd.
Custom House Agent	Concord Maritime Logistics Pvt. Ltd.
Packaging	Parksons Packaging Ltd.
Health Care	Schiller Healthcare Ltd.
Bio-Tech	Yashraj Biotech Ltd.
Diagnostic Center	Ashpira Pathlab Ltd.
Steel	Mahindra Sanyo Steels Ltd.

C. Tax Audit

Industry	Client's Name
Paper	Rohit Pulp & Paper Mills Ltd.
Construction	United Builders / Pearl Land Developers
Engineering	Sarvodaya Engineering

D. Operational Audit & Review of Systems

Industry	Client's Name
Broker	Nirmal Bang Securities Pvt. Ltd. / Sovereign Securities Pvt. Ltd.
Insurance	Reliance Life Insurance Co. Ltd.
Freight Forwarding	Direct Logistics India Pvt. Ltd. / Team Global Logistics Pvt. Ltd.

E. Compliance Audit

Industry	Client's Name
PMS	Karvy Broking Limited / SHCIL Services Ltd
Textiles	Hindoostan Mills Ltd.

F. Bank Audit

i) Statutory Audit

Client's Name

Central Audit

- State Bank of Travan core
- Maratha Mandir Co-operative Bank Ltd.
- The Greater Bombay Co-operative Bank Ltd.
- Citi Co-Op. Bank Ltd.
- National Co-Op. Bank Ltd.
- Kalyan Janata Sahkari Bank Ltd.

Branch Audit

- Punjab National Bank
- Oriental Bank of Commerce
- Allahabad Bank
- State Bank of Bikaner & Jaipur
- Bankof India
- Union Bank of India
- Central Bank of India
- Dena Bank
- Syndicate Bank

ii) System (Information Technology) Audit

Client's Name
Bank of Rajasthan
Federal Bank

iii) Inspection Audit

Client's Name
Union Bank of India

iv) Concurrent Audit

Client's Name	Remark
Kotak Mahindra Bank	Treasury Audit
Dena Bank	Branch Audit
Central Bank of India	Branch Audit
Bank of India	Branch Audit
UCO Bank	Dealing Room Operations, Foreign Exchange business
Union Bank of India	Compliance to FEDAI and RBI Guidelines
State Bank of Mysore	Overseas Branch Exclusively dealing in FOREX Transactions.
Bank of Baroda	Branch Audit
Indian Bank	Branch Audit

v) Revenue Audit

Client's Name	Remark
Bank of India	Exceptionally large branches such as Mumbai Main Office, Corporate Finance Branch and NRI Branch.
United Bank of India	Exceptionally large branches.
Corporation Bank	Large branch of South Mumbai.

vi) Special Assignment

Client's Name	Remark
Corporation Bank	Internal auditor of all branches of Mumbai Zonal office for verification of MSQ-01. Verification of Housing Loan of Mahanagar Palika Branch Mumbai.

G. Design / Review of Risk and Control

Industry	Client's Name
Fertilizer	ISAGRO Asia Ltd.
Housing Finance	GIC Housing Finance Ltd.
Freight Forwarding	Team Global Logistics Ltd.
Textiles	Hindoostand Mills Ltd.
Packaging	Parksons Packaging Ltd.
Insurance	Reliance Life Insurance Ltd.

H. Due Diligence

Industry	Client's Name
Freight Forwarding	Team Global Logistics India Pvt. Ltd.

I. Compliance with FEMA & RBI Guidelines

Industry	Client's Name
Interiors Designing	Renaissance Interiors Pvt. Ltd.
Conference & Media	Data Centre Dynamics Pvt. Ltd.
Information Technology	Cinemacraft India Pvt. Ltd.

J. Transfer Pricing

Industry	Client's Name
Freight Forwarding	Direct Logistics India Pvt. Ltd.
Interiors Designing	Renaissance Interiors Pvt. Ltd.
Conference & Media	Data Centre Dynamics Pvt. Ltd.
IT & Software	Cinemacraft India Pvt. Ltd.

K. Taxation

The firm is also a Tax Consultant in most of the cases where the audits are being conducted by it. It also carries out tax planning and other services for various groups and individuals.

L. Information Systems & Risk Management

Industry	Client's Name	Nature of Assignment
Stock	BSE Ltd.	Turn over Module Audit including System
Exchange Bank	Bank of Rajashtan	Audit Information
Bank	Federal Bank	Systems Assurance Audit Systems
Broker	Kotak Securites Ltd.	Audit of Branch Network
Broker	Man Financial Sify Securities India Pvt. Ltd.	Performance Evaluation
Broker	Karvy Stock Broking Ltd.	IS Audit (CTCL Audit)
Broker	IL & FS Investmart Ltd.	IS Audit (CTCL Audit)
Broker	Citigroup Wealth Advisors India Pvt. Ltd.	IS Audit (CTCL Audit)
Broker	ABN / Amro	IS Audit (CTCL Audit)
Broker	Asia Equities (India) Pvt. Ltd .	IS Audit of Internet Based Trading Systems
Broker	LKP Shares & Securities Ltd.	IS Audit of Internet Based Trading Systems
Broker	Mangal Keshav Securities Ltd	IS Audit of Internet Based Trading Systems
Broker	Sunidhi Consultancy Services Pvt. Ltd.	IS Audit of Internet Based Trading Systems
Broker	KR Choksey Share & Securities Pvt. Ltd.	IS Audit of Internet Based Trading Systems
Broker	Dalal & Brocha Stock Broking Pvt. Ltd.	IS Audit of Internet Based Trading Systems
Broker	Religare Securities Ltd.	IS Audit of Internet Based Trading Systems
Bank	Sam Global Securities Ltd.	Consultancy for ISO27001
Bank	Federal Bank	Systems Audit of Branch

M. Capital Market

i) The assignments carried out on behalf of SEBI areas under:

Industry	Client's Name	Nature of Assignment
Broker	IL&FS Investsmart Ltd.	Inspection Audit
	Dolat Capital Market Pvt. Ltd.	Inspection Audit
	Pruthvi Brokers &Share Holdings Pvt. Ltd.	Inspection Audit
	Manashvi Securities Ltd.	Inspection Audit
Mutual Fund	Deutsche Mutual Fund	Inspection Audit

ii) The assignments carried out on behalf of BSE areas under:

Industry	Client's Name	Nature of Assignment
Broker	Batliwala & Karani Securities India Pvt. Ltd.	SEBI Turnover Fees Audit
	Birla Sunlife Securities Ltd.	SEBI Turnover Fees Audit
	BNP Paribas Equities India Pvt. Ltd.	SEBI Turnover Fees Audit
	Investsmart India Ltd. (IL&FS)	SEBI Turnover Fees Audit
	Angel Securities Ltd.	Inspection Audit
	Bang Equity Broking Pvt. Ltd.	Inspection Audit
	Century Consultants Ltd.	Inspection Audit
	Magnum Broking Equity Ltd.	Inspection Audit



NMJ & ASSOCIATES

www.nmjassociates.com