

Date: February 11th 2022

Listing Department,
The National Stock Exchange of India,
Exchange Plaza, C-1 Bandra Krla Complex,
Bandra (E), Mumbai- 400051,
NSE Symbol: SALASAR

Department of Corporate Services,
The BSE Limited,
Phiroze Jeejeebhoy Towers,
Dalal Street, Mumbai- 400001,
BSE Scrip Code: 540642

Sub: Outcome of Board Meeting- February 11, 2022

Pursuant to the requirements of the Regulation 30 & 33 of the SEBI (Listing Obligations and Disclosure Requirements) Regulation, 2015, we wish to inform you that the meeting of the Board of Directors of the Company held today i.e. February, 11, 2022 at 12:30 p.m. through Video Conferencing. The Board of Directors have considered and transacted the following business:


1. To consider and approve the Standalone and Consolidated Un-audited Financial Results for the quarter and nine months ended December 31, 2021.

In this regard, we are enclosing herewith the Unaudited Financial Results of the Company for the Quarter and Nine Months ended 31st December, 2021 along with Limited Review Report issued by the Statutory Auditors of the Company.

2. **Appointment of Additional Director of the Company, Regulation 30 of the SEBI (LODR) Regulations, 2015**

- (a) Further to our letter dated 19th January, 2022 we wish to inform that based on the recommendation of the Nomination and Remuneration Committee, the Board of Directors of the Company has approved the re- appointment of Mr. Vijay Kumar Jain (DIN: 00281757) as an Additional Director (Non Executive Independent Director) of the Company for a period of 3 (Three) Years with effect from 11th February, 2022 subject to approval of the Shareholders of the Company.

Brief profile of the aforementioned Directors is enclosed as “Annexure A”.



CIN No.- L23201DL2001PLC174076



Unit 1- Khasra 265, 281-283, Parsaun-Dasna, Jindal Nagar, Distt. Hapur-201015
Unit 2- Khasra 1184, 1185, Khera, Pilkhuwa, Tehsil Dhaulana, Distt. Hapur-245304
Unit 3- Khasra 686/6 Khera, Pilkhuwa, Tehsil Dhaulana, Distt. Hapur-245304
Office- KL-46, Kavi Nagar, Ghaziabad-201002
Regd Office- E-20, South Extension 1, New Delhi-110049

www.salasartechno.com



+91 8938802180, 7351991000
+91 120 6546670
Fax: +91 11 45823834



towers@salasartechno.com
marketing@salasartechno.com




- (b) Considered and approved Notice of Postal Ballot and Explanatory Statement for obtaining approval of Shareholders of the Company for re-appointment of Mr. Vijay Kumar Jain as Independent Director.
- (c) Considered and approved cut-off date, to ascertain the eligibility of members for remote e-voting and postal ballot, i.e. 04th February 2022, Friday.
3. The Board also discussed and proposed Capex at Bhilai district of Chhattisgarh of appx. 25000 MT Capacity for manufacturing the Heavy Steel Structures of a value approx. Rs. 40 Crore which will further need Working Capital of approx Rs. 60 Crore. Further, the Board also discussed working capital requirement of another Rs. 50 Crore for existing Heavy Steel Structure Division and to support growth of all other business segments of the company. Accordingly, Total of Rs. 150 Crore future fund requirements were discussed which will be funded through any mode of fund raising either by issuing equity capital or by borrowing.

The meeting of Board of Directors commenced at 12:30 p.m. and concluded at 2:30 p.m.

You are requested to please take the above on record and disseminate to all concerned.

By Order of the Board

For Salasar Techno Engineering limited,


Rahul Rastogi
Company Secretary &
Compliance Officer
ACS No. 30320



Encl: as above

CIN No.- L23201DL2001PLC174076

Unit 1- Khasra 265, 281-283, Parsaun-Dasna, Jindal Nagar, Distt. Hapur-201015
Unit 2- Khasra 1184, 1185, Khera, Pilkhuwa, Tehsil Dhaulana, Distt. Hapur-245304
Unit 3- Khasra 686/6 Khera, Pilkhuwa, Tehsil Dhaulana, Distt. Hapur-245304
Office- KL-46, Kavi Nagar, Ghaziabad-201002
Regd Office- E-20, South Extension 1, New Delhi-110049



www.salasartechno.com



+91 8938802180, 7351991000
+91 120 6546670
Fax: +91 11 45823834



towers@salasartechno.com
marketing@salasartechno.com

“Annexure-A”
BRIEF PROFILE OF DIRECTOR:

Particulars	Mr. Vijay Kumar Jain (DIN: 00281757)
Reason for Change viz. Appointment, Resignation, Removal, Death or otherwise	Re-appointment as Independent Director
Date of Appointment	February 11, 2022 (Subject to approval of shareholders)
Term of Appointment	Re-Appointment for a period of three years i.e. upto February 10, 2025
Disclosure of relationships between directors (in case appointment of Director)	Mr. Vijay Kumar Jain is not related to any other director or Key Managerial Personnel of the Company.
Affirmation	Based on the information available with the Company, Mr. Vijay Kumar Jain is not debarred from holding the office of a Director by virtue of any SEBI order or any other such authority.
Brief Profile (in case of Appointment)	Mr. Vijay Kumar Jain worked in various capacities in leading organizations in India, starting with Hindustan Motors, National Mineral Development Corporation & Engineering Projects India Ltd. He was also posted at Baghdad for 3 years for execution of a Defence Project. He also acted as Project Coordinator for Coal handling plant at Anapra Power Project in U.P. Later he joined a joint venture of Ansal Properties with a Thai Indian Co. in Bangkok for 3 years. Lastly, he retired as Chief General Manager, J K paper after working with them for 14 years. After retirement in 2004 started his own consultancy firm VKJ Consultants Pvt Ltd situated at Noida, arranging equipment for Indian Paper mills like JK Paper, Emami Papers, Mehali Papers etc. for last 16 years.



CIN No.- L23201DL2001PLC174076



Unit 1- Khasra 265, 281-283, Parsaun-Dasna, Jindal Nagar, Distt. Hapur-201015
Unit 2- Khasra 1184, 1185, Khera, Pilkhuwa, Tehsil Dhaulana, Distt. Hapur-245304
Unit 3- Khasra 686/6 Khera, Pilkhuwa, Tehsil Dhaulana, Distt. Hapur-245304
Office- KL-46, Kavi Nagar, Ghaziabad-201002
Regd Office- E-20, South Extension 1, New Delhi-110049



+91 8938802180, 7351991000
+91 120 6546670
Fax: +91 11 45823834



towers@salasartechno.com
marketing@salasartechno.com


www.salasartechno.com

ARUN NARESH & CO.

Chartered Accountants

KP-1, PITAMPURA

New Delhi-110088

Tel/Fax: 011-49879800, 45138005

Mobile: 9810235005

Email: ca.arunnaresh@gmail.com

Independent Auditor's Limited Review Report on the Quarterly Unaudited Consolidated Financial Results of the Company Pursuant to the Regulation 33 of the SEBI (Listing Obligations and Disclosure Requirements) Regulations, 2015, as amended

**Limited Review Report to
The Board of Directors
Salasar Techno Engineering Limited**

1. We have reviewed the accompanying Statement of unaudited Consolidated Financial Results of **Salasar Techno Engineering Limited** ("the Parent") and its subsidiary (the Parent and its subsidiary together referred to as 'the Group') and its share of the net profit/(loss) after tax and total comprehensive income /loss of its associates and joint ventures for the quarter ended **December 31, 2021** (the "Statement") attached herewith, being submitted by the Parent pursuant to the requirements of Regulation 33 of the SEBI (Listing Obligations and Disclosure Requirements) Regulations, 2015 as amended ('the Regulation'), read with SEBI Circular No. CIR/CFD/CMDI/44/2019 dated March 29, 2019 ('the Circular'). Attention is drawn to the fact that the consolidated figures for the corresponding quarter ended **December 31, 2020**, and last quarter ended **September 30, 2021**, as reported in these unaudited consolidated financial results have been approved by the Parent's Board of Directors, but have not been subjected to review.
2. This Statement, which is the responsibility of the Parent's Management and approved by the Parent's Board of Directors, has been prepared in accordance with the recognition and measurement principles laid down in Indian Accounting Standard 34, (Ind AS 34) "Interim Financial Reporting" prescribed under Section 133 of the Companies Act, 2013 as amended, read with relevant rules issued thereunder and other accounting principles generally accepted in India read with the Circular. Our responsibility is to express a conclusion on the Statement based on our review.
3. We conducted our review of the Statement in accordance with the Standard on Review Engagements (SRE) 2410, "Review of interim Financial Information Performed by the Independent Auditor of the Entity" issued by the Institute of Chartered Accountants of India. A review of interim financial information consists of making inquiries, primarily of persons responsible for financial and accounting matters, and applying analytical and other review procedures. A review is substantially less in scope than an audit conducted in accordance with Standards on Auditing and consequently does not enable us to obtain assurance that we would become aware of all significant matters that might be identified in an audit. Accordingly, we do not express an audit opinion.

We also performed procedures in accordance with the Circular issued by the Securities and Exchange Board of India under Regulation 33(8) of the SEBI (Listing Obligations and Disclosure Requirements) Regulations, 2015 as amended, to the extent applicable.




4. The financial statement includes results of following entities:

S. No.	Company Name	Nature
1.	Salasar Techno Engineering Limited	Holding Company
	Subsidiary Entity	
2.	Salasar – HPL JV	Subsidiary Entity
3.	Salasar REW JV	Subsidiary Entity
4.	Salasar Adorus Infra LLP	Subsidiary Entity
	Joint Venture	
4.	Sikka Salasar JV	Joint Venture

5. Based on our review conducted and procedures performed as stated in paragraph 3 above and based on the consideration of the review reports of other auditors referred to in paragraph 6 below, nothing has come to our attention that causes us to believe that the accompanying Statement, prepared in accordance with recognition and measurement principles laid down in the aforesaid Indian Accounting Standard specified under Section 133 of the Companies Act, 2013, as amended, read with relevant rules issued there under and other accounting principles generally accepted in India, has not disclosed the information required to be disclosed in terms of the Regulation, read with the Circular, including the manner in which it is to be disclosed, or that it contains any material misstatement
6. We did not review the interim financial results of above four entities, included in the consolidated unaudited financial results, whose interim financial results reflect total revenues of Rs 204.05 Lakhs and total Net Profit after tax (including OCI) of Rs 81.36 Lakhs for the quarter ended **December 31, 2021**, as considered in the consolidated unaudited financial results. These interim financial results have been not been audited/reviewed by other auditors, whose reports have been certified by the management and our conclusion on the Statement, in so far as it relates to the amounts and disclosures in respect of these subsidiaries is based solely on such unaudited interim financial results and procedures performed by us as stated in paragraph 3 above. Our conclusion on the Statement is not modified in respect of the above matter.

For **ARUN NARESH & CO**
Chartered Accountants
Firm Registration No.: 007127N


CA Arun Kumar Jain
Partner
Membership No. – 084598

Place: Noida

Date: 11.02.2022

UDIN: 22084598ARJUPJ5531

SALASAR TECHNO ENGINEERING LIMITED

Regd Office: E-20, South Extension-I, New Delhi -110049

Website: www.salasartechno.com Telephone No. (011) 41648577 Email: compliance@salasartechno.com

CIN: L23201DL2001PLC174076

STATEMENT OF UNAUDITED CONSOLIDATED FINANCIAL RESULTS FOR THE QUARTER AND NINE MONTHS ENDED 31ST DECEMBER, 2021

(₹ in Lakh)

Particulars	Quarter ended			Nine months ended		Year ended
	31-Dec-21 (Unaudited)	31-Dec-20 (Unaudited)	30-Sep-21 (Unaudited)	31-Dec-21 (Unaudited)	31-Dec-20 (Unaudited)	31-Mar-21 (Audited)
1 Income from operations	17,360.53	17,436.22	20,019.02	50,658.64	38,508.60	59,658.77
2 Other Income	34.96	337.53	(62.36)	178.86	513.97	1,015.04
3 Total Income (1 + 2)	17,395.49	17,773.75	19,956.66	50,837.50	39,022.57	60,673.80
4 Expenses						
Cost of revenue from operations	13,372.26	14,776.67	15,980.48	42,220.84	31,963.42	48,665.12
Changes in Inventories of Finished goods, Work-in-progress and others	(105.62)	(1,261.39)	88.62	(2,664.60)	(1,547.51)	(1,365.16)
Employee benefits expenses	1,223.10	814.99	942.48	3,000.22	2,106.13	3,090.12
Finance costs	555.99	450.99	541.33	1,572.12	1,226.67	1,764.53
Depreciation and amortization expenses	185.06	140.23	177.31	538.47	414.86	562.28
Other Expenses	1,208.24	1,316.37	856.41	2,813.70	2,212.99	3,570.83
Total Expenses	16,439.03	16,237.87	18,586.63	47,480.75	36,376.56	56,287.73
5 Profit before exceptional items & tax (3-4)	956.45	1,535.88	1,370.02	3,356.75	2,646.01	4,386.08
6 Exceptional Items	-	-	-	-	-	-
7 Profit before Tax (5-6)	956.45	1,535.88	1,370.02	3,356.75	2,646.01	4,386.08
8 Tax Expenses						
Current Tax	258.87	298.40	365.13	894.59	523.80	1,210.09
Deferred Tax	1.68	70.80	2.87	29.87	118.30	186.09
9 Net Profit for the period / year (7-8)	695.91	1,166.68	1,002.02	2,432.30	2,003.92	2,989.90
Other Comprehensive Income (after tax)	-	-	-	-	-	12.21
10 Total Comprehensive Income (after tax)	695.91	1,166.68	1,002.02	2,432.30	2,003.92	3,002.11
11 Net Profit attributable to :						
Owners of the Company	697.07	1,158.75	1,002.14	2,424.87	1,995.99	2,964.66
Non-Controlling Interest	(1.16)	7.93	(0.12)	7.43	7.93	25.24
	695.91	1,166.68	1,002.02	2,432.30	2,003.92	2,989.90
12 Other Comprehensive Income attributable to :						
Owners of the Company	-	-	-	-	-	12.21
Non-Controlling Interest	-	-	-	-	-	-
	-	-	-	-	-	12.21
13 Total Comprehensive Income attributable to :						
Owners of the Company	697.07	1,158.75	1,002.14	2,424.86	1,995.99	2,976.87
Non-Controlling Interest	(1.16)	7.93	(0.12)	7.43	7.93	25.24
	695.91	1,166.68	1,002.02	2,432.30	2,003.92	3,002.11
14 Paid up Equity Share Capital (Face Value : ₹ 10 per Share)	2,857.05	1,328.53	2,857.05	2,857.05	1,328.53	1,428.53
15 Other Equity excluding Revaluation Reserves	N.A.	N.A.	N.A.	N.A.	N.A.	23,840.25
16 Earnings per equity share						
Basic and Diluted (₹)	2.44	4.36	3.51	8.49	7.51	10.71



Consolidated Segmentwise Revenue, Results, Assets and Liabilities						
Particulars	Quarter ended			Nine months ended		Year ended
	31-Dec-21 (Unaudited)	31-Dec-20 (Unaudited)	30-Sep-21 (Unaudited)	31-Dec-21 (Unaudited)	31-Dec-20 (Unaudited)	31-Mar-21 (Audited)
1 Segment Revenue						
a. Steel Structures	14,004.50	14,182.88	14,450.06	37,149.60	31,709.25	46,864.32
b. EPC Projects	3,815.61	4,060.75	5,944.23	15,645.75	10,910.75	18,464.25
c. Unallocated Segment	-	-	-	-	-	-
	17,820.10	18,243.62	20,394.29	52,795.36	42,620.00	65,328.58
Less: Inter Segment Revenue	459.58	807.40	375.27	2,136.71	4,111.40	5,669.81
Total Revenue from Operations	17,360.53	17,436.22	20,019.02	50,658.64	38,508.60	59,658.77
2 Segment Results						
a. Steel Structures	1,676.35	1,950.19	1,329.20	3,415.27	3,780.52	5,013.27
b. EPC Projects	153.93	6.94	989.23	2,391.33	453.19	1,481.66
Total Segment Results	1,830.28	1,957.13	2,318.43	5,806.60	4,233.72	6,494.93
Less:						
(i) Finance costs	555.99	450.99	541.33	1,572.12	1,226.67	1,759.27
(ii) Net unallocated expenditure/(income)	317.83	(29.74)	407.08	877.73	361.04	349.58
Total Profit Before Tax	956.45	1,535.88	1,370.02	3,356.75	2,646.01	4,386.08
3 Segment Assets						
a. Steel Structures	38,008.52	31,134.25	36,919.75	38,008.52	31,134.25	32,596.02
b. EPC Projects	20,526.10	16,562.98	18,732.27	20,526.10	16,562.98	19,235.34
Total Segment Assets	58,534.62	47,697.23	55,652.01	58,534.62	47,697.23	51,831.36
Add: Unallocated	4,823.82	3,668.88	4,861.25	4,823.82	3,668.88	3,510.80
Total Assets	63,358.44	51,366.11	60,513.26	63,358.44	51,366.11	55,342.16
4 Segment Liabilities						
a. Steel Structures	6,028.19	4,807.49	5,684.54	6,028.19	4,807.49	4,744.14
b. EPC Projects	5,442.47	3,636.29	5,277.59	5,442.47	3,636.29	4,223.64
Total Segment Liabilities	11,470.67	8,443.78	10,962.13	11,470.67	8,443.78	8,967.78
Add: Unallocated	24,441.78	19,908.53	22,801.05	24,441.78	19,908.53	21,074.98
Total Liabilities	35,912.45	28,352.31	33,763.17	35,912.45	28,352.31	30,042.76

Notes:

- The above unaudited Consolidated Financial Results have been reviewed by the Audit Committee and approved by the Board of Directors at their meetings held on 11 -Feb -2022. The statutory auditors of the Company have conducted limited review of these financial results, pursuant to Regulation 33 of SEBI (Listing Obligations and Disclosure Requirements), Regulations 2015.
- These unaudited Consolidated Financial Results are prepared in accordance with the Indian Accounting Standards (IND AS) as prescribed under Section 133 of the Companies Act read with rule 3 of the Companies (Indian Accounting Standards) Rules, 2015 and Companies (Indian Accounting Standards) Amendment Rules, 2016.
- The Company is engaged in the business of two segments i.e. 1) Manufacturing of Galvanized and Non-galvanized Steel Structures i.e. Steel Structure and 2) Engineering, Procurement and Construction (EPC).
- Figures for the previous periods / year have been regrouped, wherever necessary, to confirm to the current period's classification.
- The Consolidated Financial Results for the Quarter and nine months ended 31 December, 2021 are available on the website of the Company (www.salasartechno.com) and on Stock Exchanges website (www.bseindia.com and www.nseindia.com).

For and on behalf of

SALASAR TECHNO ENGINEERING LIMITED

Alok Kumar

ALOK KUMAR

Chairman and Managing Director

DIN : 01474484

Date: 11-Feb- 2022

Place: Noida (U.P.)



ARUN NARESH & CO.

Chartered Accountants

KP-1, PITAMPURA

New Delhi-110088

Tel/Fax: 011-49879800, 45138005

Mobile: 9810435005

Email: ca.arunnaresh@gmail.com

Independent Auditor's Limited Review Report on the Quarterly Unaudited Standalone and Year to Date Financial Results of the Company Pursuant to the Regulation 33 of the SEBI (Listing Obligations and Disclosure Requirements) Regulations, 2015, as amended

**Limited Review Report to
The Board of Directors
SALASAR TECHNO ENGINEERING LIMITED**

1. We have reviewed the accompanying statement of Unaudited Standalone Financial Results of M/S **SALASAR TECHNO ENGINEERING LIMITED ("the Company")** for the quarter ended on **31st December 2021** (the "Statement") attached herewith, being submitted by the Company pursuant to the requirements of Regulation 33 of the SEBI (Listing Obligations and Disclosure Requirements) Regulations, 2015 ('the Regulation') as amended, read with SEBI Circular No. CIR/CFD/CMDI/44/2019 dated March 29, 2019 ('the Circular').
2. The preparation of the Statement in accordance with the recognition and measurement principles laid down in Indian Accounting Standard 34, (Ind AS 34) "Interim Financial Reporting" prescribed under Section 133 of the Companies Act, 2013, as amended, read with relevant rules issued thereunder and other accounting principles generally accepted in India, read with the Circular is the responsibility of the Company's management and has been approved by the Board of Directors of the Company. Our responsibility is to express a conclusion on the Statement based on our review.
3. We conducted our review of the Statement in accordance with the Standard on Review Engagements (SRE) 2410, "Review of Interim Financial Information Performed by the Independent Auditor of the Entity" issued by the Institute of Chartered Accountants of India. This standard requires that we plan and perform the review to obtain moderate assurance as to whether the Statement is free of material misstatement. A review is limited primarily to inquiries of company personnel and analytical procedures applied to financial data and thus provides less assurance than an audit. We have not performed an audit and accordingly, we do not express an audit opinion.
4. Based on our review conducted as above, nothing has come to our attention that causes us to believe that the accompanying Statement, prepared in accordance with the recognition and measurement principles laid down in the aforesaid Indian Accounting Standards ('Ind AS') specified under Section 133 of the Companies Act, 2013 as amended, read with relevant rules issued thereunder and other recognized accounting practices and policies has not disclosed the information required to be disclosed in terms of the Regulation, read with the Circular, including the manner in which it is to be disclosed, or that it contains any material misstatement.

For ARUN NARESH & CO
Chartered Accountants
Firm Registration No.: 007127N



CA Arun Kumar Jain
Partner
Membership No. - 084598

Place: Noida
Date: 11.02.2022

SALASAR TECHNO ENGINEERING LIMITED

Regd Office: E-20, South Extension-I, New Delhi -110049

Website: www.salasartechno.com Telephone No. (011) 41648577 Email: compliance@salasartechno.com

CIN: L23201DL2001PLC174076

STATEMENT OF UNAUDITED STANDALONE FINANCIAL RESULTS FOR THE QUARTER AND NINE MONTHS ENDED 31ST DECEMBER, 2021
(₹ in Lakh)

Particulars	Quarter ended			Nine months ended		Year ended
	31-Dec-21 (Unaudited)	31-Dec-20 (Unaudited)	30-Sep-21 (Unaudited)	31-Dec-21 (Unaudited)	31-Dec-20 (Unaudited)	31-Mar-21 (Audited)
1 Income from operations	17,156.47	17,103.33	18,976.93	48,959.32	38,163.06	58,331.18
2 Other Income	34.96	337.53	(62.36)	174.80	513.97	1,015.04
3 Total Income (1 + 2)	17,191.43	17,440.86	18,914.58	49,134.12	38,677.03	59,346.22
4 Expenses						
Cost of revenue from operations	13,528.03	14,481.05	15,056.47	41,128.54	31,667.80	47,553.72
Changes in Inventories of Finished goods, Work-in-progress and others	(105.62)	(1,261.39)	88.62	(2,664.60)	(1,547.51)	(1,365.16)
Employee benefits expenses	1,086.29	814.99	888.40	2,764.66	2,106.13	3,057.36
Finance costs	520.15	450.99	506.70	1,481.81	1,226.67	1,759.27
Depreciation and amortization expenses	183.92	140.23	175.99	535.33	414.86	560.68
Other Expenses	1,100.86	1,309.75	826.64	2,554.86	2,185.76	3,476.42
Total Expenses	16,313.63	15,935.63	17,542.82	45,800.59	36,053.71	55,042.30
5 Profit before exceptional items & tax (3-4)	877.80	1,505.23	1,371.76	3,333.53	2,623.33	4,303.92
6 Exceptional Items	-	-	-	-	-	-
7 Profit before Tax (5-6)	877.80	1,505.23	1,371.76	3,333.53	2,623.33	4,303.92
8 Tax Expenses						
Current Tax	261.58	291.06	365.24	889.35	516.46	1,184.10
Deferred Tax	1.68	70.80	2.87	29.87	118.30	186.09
9 Net Profit for the period / year (7-8)	614.55	1,143.36	1,003.65	2,414.31	1,988.57	2,933.74
Other Comprehensive Income (after tax)	-	-	-	-	-	12.21
10 Total Comprehensive Income (after tax)	614.55	1,143.36	1,003.65	2,414.31	1,988.57	2,945.95
11 Paid up Equity Share Capital (Face Value : ₹ 10 per Share)	2,857.05	1,328.53	2,857.05	2,857.05	1,328.53	1,428.53
12 Other Equity excluding Revaluation Reserves	N.A.	N.A.	N.A.	N.A.	N.A.	23,749.05
13 Earnings per equity share Basic and Diluted (₹)	2.15	4.30	3.51	8.45	7.48	10.60
Standalone Segmentwise Revenue, Results, Assets and Liabilities						
1 Segment Revenue						
a. Steel Structures	14,004.50	14,182.88	14,450.06	37,149.60	31,709.25	46,864.32
b. EPC Projects	3,611.55	3,727.85	4,902.15	13,946.43	10,565.22	17,136.67
c. Unallocated Segment	-	-	-	-	-	-
	17,616.05	17,910.73	19,352.20	51,096.04	42,274.47	64,001.00
Less: Inter Segment Revenue	459.58	807.40	375.27	2,136.71	4,111.40	5,669.81
Total Revenue from Operations	17,156.47	17,103.33	18,976.93	48,959.32	38,163.06	58,331.18
2 Segment Results						
a. Steel Structures	1,676.35	1,950.19	1,329.20	3,415.27	3,780.52	5,013.27
b. EPC Projects	39.44	(23.71)	956.33	2,277.79	430.51	1,399.50
Total Segment Results	1,715.79	1,926.48	2,285.53	5,693.07	4,211.04	6,412.77
Less:						
(i) Finance costs	520.15	450.99	506.70	1,481.81	1,226.67	1,759.27
(ii) Net unallocated expenditure/(income)	317.83	(29.74)	407.08	877.73	361.04	349.58
Total Profit Before Tax	877.80	1,505.23	1,371.76	3,333.53	2,623.33	4,303.92
3 Segment Assets						
a. Steel Structures	38,008.52	31,134.25	36,919.75	38,008.52	31,134.25	32,596.02
b. EPC Projects	18,277.82	16,309.47	16,848.46	18,277.82	16,309.47	18,195.11
Total Segment Assets	56,286.34	47,443.72	53,768.21	56,286.34	47,443.72	50,791.13
Add: Unallocated	4,824.31	3,715.26	4,861.74	4,824.31	3,715.26	3,511.29
Total Assets	61,110.65	51,158.98	58,629.95	61,110.65	51,158.98	54,302.42
4 Segment Liabilities						
a. Steel Structures	6,028.19	4,807.49	5,684.54	6,028.19	4,807.49	4,744.14
b. EPC Projects	3,334.49	3,458.88	3,452.72	3,334.49	3,458.88	3,305.71
Total Segment Liabilities	9,362.68	8,266.37	9,137.26	9,362.68	8,266.37	8,049.86
Add: Unallocated	24,441.78	19,954.91	22,801.05	24,441.78	19,954.91	21,074.99
Total Liabilities	33,804.47	28,221.28	31,938.31	33,804.47	28,221.28	29,124.84




Notes:

- 1 The above unaudited Standalone Financial Results have been reviewed by the Audit Committee and approved by the Board of Directors at their meetings held on 11 -Feb -2022. The statutory auditors of the Company have conducted limited review of these financial results, pursuant to Regulation 33 of SEBI (Listing Obligations and Disclosure Requirements), Regulations 2015.
- 2 These unaudited Standalone Financial Results are prepared in accordance with the Indian Accounting Standards (IND AS) as prescribed under Section 133 of the Companies Act read with rule 3 of the Companies (Indian Accounting Standards) Rules, 2015 and Companies (Indian Accounting Standards) Amendment Rules , 2016.
- 3 The Company is engaged in the business of two segments i.e. 1) Manufacturing of Galvanized and Non-galvanized Steel Structures i.e. Steel Structure and 2) Engineering, Procurement and Construction (EPC).
- 4 Figures for the previous periods / year have been regrouped, wherever necessary, to confirm to the current period's classification.
- 5 The unaudited Standalone Financial Results for the Quarter and nine months ended 31 December, 2021 are available on the website of the Company (www.salasartechno.com) and on Stock Exchanges website (www.bseindia.com and www.nseindia.com).

For and on behalf of

SALASAR TECHNO ENGINEERING LIMITED



ALOK KUMAR

Chairman and Managing Director

Date: 11-Feb- 2022

Place: Noida (U.P.)

