

HUDCO/CS/SE/2022

8<sup>th</sup> August, 2022

**Listing Department**  
**BSE Limited**  
**Phiroze Jeejeebhoy Towers**  
**Dalal Street**  
**Mumbai- 400001**  
**Scrip Code- 540530**

**Listing Department**  
**National Stock Exchange of India Ltd.**  
**Exchange Plaza, C-1, Block G,**  
**Bandra Kurla Complex, Bandra (E)**  
**Mumbai- 400051**  
**NSE Symbol- HUDCO**

**Sub: Submission of Unaudited Financial Results (Standalone and Consolidated) of the Housing and Urban Development Corporation Limited (HUDCO), for the quarter ended 30<sup>th</sup> June, 2022.**

Dear Sir/ Ma'am

The Board of Directors in their meeting held on Monday, 8<sup>th</sup> August, 2022, considered and approved the Unaudited Financial Results (Standalone and Consolidated) for the quarter ended 30<sup>th</sup> June, 2022 and the same are enclosed herewith along with Limited Review Report given by the Statutory Auditors, in compliance of Regulation 33 of SEBI (Listing Obligations and Disclosure Requirements) Regulations, 2015.

Further, the trading window for dealing in securities which was closed from 1<sup>st</sup> July, 2022, will open after 48 hours after the declaration of financial results i.e., on 11<sup>th</sup> August, 2022.

The financial results are being made available on HUDCO website, i.e., [www.hudco.org.in](http://www.hudco.org.in) (Home>>Investors>>Financial Results>>Investors Presentation) and also on the websites of BSE Ltd. and National Stock Exchange of India Ltd..

The Board meeting commenced at 12:30 p.m. and concluded at 2:55 p.m.

धन्यवाद

भवदीय

फॉर हाउसिंग एंड अर्बन डेवलपमेंट कॉर्पोरेशन लिमिटेड

*उपस्थित*

हरीश कुमार शर्मा

कंपनी सेक्रेटरी एंड कंप्लायंस ऑफिसर

Encl.:As above



हाउसिंग एंड अर्बन डेवलपमेंट कॉर्पोरेशन लिमिटेड ( भारत सरकार का उपक्रम )  
कोर 7ए, हडको भवन, भारत पर्यावास केन्द्र, लोधी रोड, नई दिल्ली-110003  
दूरभाष : 011-24649610-21 फैक्स : (011) 24625308, आई.एस.ओ. 9001:2015 प्रमाणित कम्पनी  
वेबसाईट : [www.hudco.org](http://www.hudco.org), सी आई एन : L74899DL1970GOI005276, GST : 07AAACH0632A1ZF  
**Housing & Urban Development Corporation Ltd., (A Govt. of India Enterprise)**  
Core-7'A', HUDCO Bhawan, India Habitat Centre, Lodhi Road, New Delhi - 110 003  
Tel : 011-24649610-21, Fax : 011-24625308 AN ISO 9001:2015 Certified Company  
website : [www.hudco.org](http://www.hudco.org) CIN : L74899DL1970GOI005276 GST : 07AAACH0632A1ZF



**Profitability with Social Justice**



**Independent Auditor's Review Report on the unaudited standalone financial results for the quarter ended June 30, 2022 of the Company Pursuant to the Regulation 33 and 52 of the SEBI (Listing Obligations and Disclosure Requirements) Regulations, 2015, as amended**

To,

The Board of Directors of Housing and Urban Development Corporation Limited

1. We have reviewed the accompanying Statement of standalone unaudited financial results of Housing and Urban Development Corporation Limited (hereinafter referred to as "the Company") for the quarter ended June 30<sup>th</sup>, 2022 (hereinafter referred to as "Statement"), being submitted by the Company pursuant to the requirement of Regulation 33 and 52 of the SEBI (Listing Obligations and Disclosure Requirements) Regulations, 2015, as amended. This Statement is the responsibility of the Company's Management and has been approved by the Board of Directors. Our responsibility is to issue a report on these financial Statement based on our review.
2. This Statement, which is the responsibility of the Company's Management and approved by the Company's Board of Directors in its meeting held on 8<sup>th</sup> August 2022, has been prepared in accordance with the recognition and measurement principles laid down in the Indian Accounting Standard 34 "Interim Financial Reporting" ("IND AS 34"), prescribed under Section 133 of the Companies Act, 2013, as amended, read with relevant rules issued thereunder and other accounting principles generally accepted in India. Our responsibility is to issue a report on the Statement based on our review.
3. We conducted our review in accordance with the Standard on Review Engagement (SRE) 2410, "Review of Interim Financial Information Performed by the Independent Auditor of the Entity", issued by the Institute of Chartered Accountants of India. This Standard requires that we plan and perform the review to obtain moderate assurance as to whether the Financial Statements are free of material misstatement. A review is limited primarily to inquiries of company personnel and analytical procedures applied to financial data and thus provide less assurance than an audit. We have not performed an audit and accordingly, we do not express an audit opinion.



**Delhi Office** : 379, Aggarwal Millenium Tower-II, Netaji Subhash Place, Pitam Pura, Delhi-110034  
Phone: 011-47292280, 47292281, Mob: 9810380377

**Gurgaon Office** : Plot No. 9, Block- C, Sushant Lok, Phase- 1, Sector- 43, Gurgaon-122002  
Phone: 0124-4477824, 4477825 Mobile: 9810103611, 9871001555  
E-mail : atul.gupta@aprafirm.com, anmol.gupta@aprafirm.com, caarun@rediffmail.com  
Website : www.aprafirm.com, www.servicetax.net, www.gstgst.in

**DELHI HARYANA HIMACHAL PRADESH**



4. Based on our review conducted as above, nothing has come to our attention that causes us to believe that the accompanying statement of unaudited standalone financial results for the quarter ended 30<sup>th</sup> June 2022 read with notes therein, prepared in accordance with the applicable Indian Accounting Standards and other accounting practices and policies generally accepted in India has not disclosed the information required to be disclosed in terms of Regulation 33 and 52 the SEBI (Listing Obligations and Disclosure Requirements) Regulations, 2015, as amended from time to time, including the manner in which it is to be disclosed, or that it contains any material misstatement.

**5. Emphasis of Matter**

- (i) We draw our attention on **Note 4** in the standalone financial results for the following matter:

(a) The Company has recognized interest income on "No Lien AGP Account" amounting to Rs. 7.08 crores for the quarter ended 30<sup>th</sup> June 2022;

(b) The balance outstanding as at 30<sup>th</sup> June 2022 is Rs. 534.87 crores (debit) in "No Lien AGP Account". The Company is in discussion with MoHUA for recovery/reimbursement of outstanding amount (including interest) as well as booking of expenses.

Our opinion is not modified in this respect of this matter.


**6. Other Matter**

This review / audit of standalone financial results / financial statements for the quarter ended 30<sup>th</sup> June, 2021 included in the statements were carried out by previous auditor, whose report expressed an unmodified opinion on those financial results / financial statements. Our conclusion on the Statement is not modified in respect of the above matter.

**For A P R A & Associates LLP**

**Chartered Accountants**

**FRN - 011078N / N500064**



**(Arun Kumar Gupta)**


**Partner**

**M. No. 089657**

**UDIN No. 22089657AONLM92492**

**Place: New Delhi**

**Date: 8<sup>th</sup> August 2022**




<div>  <div> HOUSING AND URBAN DEVELOPMENT CORPORATION LTD. (HUDCO)  (A GOVT. OF INDIA UNDERTAKING) CIN: L74899DL1970GOI005276 GSTIN: 07AAACH0632A1ZF website: www.hudco.org.in  Registered Office: CORE 7A, HUDCO BHAWAN, INDIA HABITAT CENTRE, LODHI ROAD, NEW DELHI-110003  (₹ in crore) </div> </div>					
STATEMENT OF STANDALONE UNAUDITED FINANCIAL RESULTS FOR THE QUARTER ENDED 30 <sup>th</sup> JUNE, 2022					
S. No.	Particulars	Quarter Ended			Year Ended
		30/06/2022 (Unaudited)	31/03/2022 (Audited)	30/06/2021 (Unaudited)	31/03/2022 (Audited)
I	<b>Income</b>				
	<b>Revenue from operations</b>				
1	Interest Income	1,736.42	1,703.84	1,775.56	6,888.05
2	Dividend Income	0.00	0.06	-	0.08
3	Rental Income	12.84	12.31	12.23	49.04
4	Fees and Commission Income	0.00	0.83	-	2.57
5	Net Gain on Fair Value Changes	0.00	8.32	2.49	12.31
6	Sale of Services	0.01	1.57	0.03	2.03
	<b>Total revenue from Operations</b>	<b>1,749.27</b>	<b>1,726.93</b>	<b>1,790.31</b>	<b>6,954.08</b>
II	Other Income	8.05	17.35	8.04	43.58
III	<b>Total Income (I + II)</b>	<b>1,757.32</b>	<b>1,744.28</b>	<b>1,798.35</b>	<b>6,997.66</b>
IV	<b>Expenses</b>				
1	Finance Costs	1,116.79	1,096.53	1,144.70	4,532.53
2	Fees and Commission Expense	1.66	0.24	1.89	2.24
3	Net Loss on Fair Value Changes	0.06	-	-	-
4	Impairment on Financial instrument and written offs	(1.14)	(468.14)	10.75	(245.66)
5	Employee Benefit Expenses	48.12	38.03	59.17	218.09
6	Depreciation and Amortization	2.76	3.32	1.47	7.90
7	Corporate Social Responsibilities (CSR)	11.25	10.49	15.46	46.95
8	Other Expenses	25.04	20.57	21.06	89.67
	<b>Total expenses</b>	<b>1,204.54</b>	<b>701.04</b>	<b>1,254.50</b>	<b>4,651.72</b>
V	<b>Profit/(loss) before Tax (III-IV)</b>	<b>552.78</b>	<b>1,043.24</b>	<b>543.85</b>	<b>2,345.94</b>
VI	<b>Tax Expense</b>				
1	Current Tax Expense	109.49	108.10	112.77	418.76
2	Deferred Tax Expense/ (Credit)	31.53	188.24	26.46	210.58
	<b>Total Tax Expense</b>	<b>141.02</b>	<b>296.34</b>	<b>139.23</b>	<b>629.34</b>
VII	<b>Profit / (loss) for the Period / Year (V-VI)</b>	<b>411.76</b>	<b>746.90</b>	<b>404.62</b>	<b>1,716.60</b>
	<b>Other Comprehensive Income</b>				
	Items that will not be reclassified to profit or loss				
1	Re-measurement gains/losses on defined benefit plans	16.02	(24.70)	14.68	(2.57)
2	Income tax relating to items that will not be reclassified to profit or loss	(4.03)	6.22	(3.69)	0.65
	<b>Total Comprehensive Income</b>	<b>11.99</b>	<b>(18.48)</b>	<b>10.99</b>	<b>(1.92)</b>
VIII	<b>Other Comprehensive Income</b>				
IX	<b>Total Comprehensive Income for the Period (VII+VIII)</b>	<b>423.75</b>	<b>728.42</b>	<b>415.61</b>	<b>1,714.68</b>
X	<b>Paid-up Equity Share Capital (Face Value of ₹ 10 each)</b>	<b>2,001.90</b>	<b>2,001.90</b>	<b>2,001.90</b>	<b>2,001.90</b>
XI	<b>Other Equity (Reserves excluding revaluation reserve) (As per audited financial accounts as at 31<sup>st</sup> March)</b>	<b>N.A.</b>	<b>N.A.</b>	<b>N.A.</b>	<b>12,466.41</b>
XII	<b>Net worth</b>	<b>N.A.</b>	<b>N.A.</b>	<b>N.A.</b>	<b>14,468.31</b>
XIII	<b>Earnings Per Share (Face Value of ₹10 each) (The EPS for quarters is not annualised)</b>				
	Basic (₹)	2.06	3.73	2.02	8.57
	Diluted (₹)	2.06	3.73	2.02	8.57



*(Signature)*





Notes to the Financial Results:	
1	The above Standalone unaudited financial results for the quarter ended 30 <sup>th</sup> June, 2022 have been reviewed by the Audit Committee and subsequently approved by the Board of Directors in their meeting held on 8 <sup>th</sup> August, 2022. These financial results for the quarter ended 30 <sup>th</sup> June, 2022 have also been reviewed by the Statutory Auditors of the Company in compliance with the requirements of the Securities and Exchange Board of India (Listing Obligations and Disclosure Requirements) Regulations, 2015, as amended.
2	The company does not have separate reportable segments in terms of Indian Accounting Standard (Ind AS-108) on "Operating Segments".
3	The company has made provision on loans (impairment) as per Expected credit Loss (ECL) method amounting to ₹ 2503.34 crore as on 30 <sup>th</sup> June, 2022 as per Ind-AS requirement.
4	In respect of Andrews Ganj Project (AGP) being executed by HUDCO as an agent on behalf of MoUD (now MoHUA), HUDCO does not have any right or interest in the property leased to it. Expenditure and liability, if any, on account of this project is paid out of No Lien AGP Account maintained with HUDCO. The company continues to book the interest income & expenditure incurred as per past practice. Interest income of ₹ 7.08 crore on the amount of deficit (recoverable) from MoHUA has been booked for the quarter ended 30 <sup>th</sup> June, 2022. As on 30 <sup>th</sup> June, 2022, No Lien AGP account is in deficit (recoverable) to the extent of ₹ 534.87 crore, which includes amounts paid by HUDCO on behalf of MoHUA and interest as on date.
5	There was Nil investor complaint pending with HUDCO as on 30 <sup>th</sup> June, 2022.
6	During the quarter ended 30 <sup>th</sup> June, 2022 there were no transactions in the nature of exceptional or extraordinary items.
7	The additional information as required under Regulation 52(4) of SEBI (Listing Obligations and Disclosure Requirements) Regulations, 2015 is attached as <b>Annexure A</b> .
8	The company has maintained 100% security cover by way of charge on the receivables of the company for all the secured bonds/ debentures issued by the company and outstanding as on 30 <sup>th</sup> June, 2022. In compliance to clause 54(3) of SEBI (Listing Obligations and Disclosure Requirements Regulations), 2015, as amended, a statement of Security Coverage Ratio, in respect of listed non-convertible debt securities, in the format as specified in SEBI circular no. SEBI/HO/MIRSD/CRADT/CIR/P/2020/230 dated November 12, 2020, is attached as <b>Annexure-B</b> .
9	In compliance to the Regulation 52(7) & (7A) of the Securities and Exchange Board of India (Listing Obligations and Disclosure Requirements) Regulations, 2015 ("Listing Regulations") a copy of statement filed with Stock Exchange(s) is attached as <b>Annexure-C</b> .
10	The Company has sufficient liquidity as well as adequate undrawn lines of credits from various banks to take care of its operational requirements. Considering high credit worthiness and well-established relationship of the Company with lenders, it can continue to mobilise sufficient funds from domestic & international markets to meet contingencies, if any. Further, there has been no default in repayment of debt securities, borrowings and other liabilities and the Company has met all its debt servicing obligations, both towards principal and interest, during the period in a timely manner.
11	In line with the requirements of Regulation 33 and 52(4) read with regulation 63(3) of SEBI (Listing Obligations and Disclosure Requirements) Regulations, 2015, the results for the quarter ended 30 <sup>th</sup> June, 2022 are available on the website of BSE Limited (URL: <a href="http://www.bseindia.com/corporates">www.bseindia.com/corporates</a> ), National Stock Exchange of India Limited (URL: <a href="http://www.nseindia.com/corporates">www.nseindia.com/corporates</a> ) and on company's website (URL: <a href="http://www.hudco.org.in">www.hudco.org.in</a> )
12	Figures of corresponding period have been regrouped, wherever necessary. The figures for the quarters ended 31 <sup>st</sup> March, 2022 are the balancing figures between the audited figures for the year ended 31 <sup>st</sup> March, 2022 and reviewed figures for the nine month ended 31 <sup>st</sup> Dec, 2021 of the financial year.
<div style="display: flex; justify-content: space-between; align-items: center;"> <div> <p>Place: New Delhi</p> <p>Date: 8<sup>th</sup> August, 2022</p> </div> <div style="text-align: center;">   </div> <div style="text-align: center;">  </div> <div> <p>For and on behalf of the Board of Directors</p> <p>D Guhan Director Finance</p> </div> </div>	

## Annexure A

Disclosure in compliance with Regulations 52(4) of Securities and Exchange Board of India (SEBI) (Listing Obligations and Disclosure Requirements) Regulations, 2015 for the Quarter ended 30<sup>th</sup> June, 2022 on standalone basis

S.No.	Particulars	Unit	As at/ For the quarter ended 30 <sup>th</sup> June, 2022
1	Debt Equity Ratio <sup>1</sup>	times	3.96
2	Debt service coverage ratio <sup>4</sup>	times	Not Applicable
3	Interest service coverage ratio <sup>4</sup>	times	Not Applicable
4	Outstanding Redeemable preference shares	INR in Crores	Nil
5	Debenture Redemption Reserve (as on 31 <sup>st</sup> March, 2022)	INR in Crores	3125.18
6	Net Worth <sup>2</sup>	INR in Crores	14892.06
7	Profit After Tax	INR in Crores	411.76
8	Earnings Per Share <sup>3</sup> (Face Value of ₹10 each)		
	a) Basic(₹)	INR	2.06
	b) Diluted(₹)	INR	2.06
9	Current Ratio <sup>4</sup>	times	Not Applicable
10	Long term debt to working capital <sup>4</sup>	times	Not Applicable
11	Bad debts to accounts receivable ratio <sup>4</sup>	times	Not Applicable
12	Current liability ratio <sup>4</sup>	times	Not Applicable
13	Total debts to total assets <sup>5</sup>	times	0.77
14	Debtors turnover <sup>4</sup>	times	Not Applicable
15	Inventory turnover <sup>4</sup>	times	Not Applicable
16	Operating Margin <sup>6</sup>	%	31.60
17	Net profit Margin <sup>7</sup>	%	23.43
18	Sector specific equivalent ratios		
	(a) CRAR <sup>8</sup> (Provisional) as at 31/03/2022	%	64.79
	(b) Provision Coverage Ratio <sup>9</sup>	%	86.33
	(c) Gross Credit Impaired Assets Ratio <sup>10</sup>	%	3.63
	(d) Net Credit Impaired Assets Ratio <sup>11</sup>	%	0.51

## Notes:

- Debt/Equity Ratio = Total Debt/Net Worth
- Net Worth is calculated as defined in section 2(57) of Companies Act, 2013
- Earning per share is calculated as Profit after tax by number of shares.
- The Company is registered as Housing Finance Company, hence these ratios are generally not applicable
- Total debts to total assets = Total Debts/Total Assets
- Operating Margin = Net Operating Profit Before Tax/ Total Revenue from Operation
- Net Profit Margin = Net Profit After Tax/ Total Income
- CRAR = Adjusted Net Worth/ Risk Weighted Assets, calculated as per applicable RBI guidelines
- Provision Coverage Ratio = Impairment Loss allowance on Stage 3 Loans/ Loan outstanding of Stage 3 Loans
- Gross Credit Impaired Asset Ratio = Gross Credit Impaired Assets/ Gross Loan Assets
- Net Credit Impaired Asset Ratio = Net Credit Impaired Assets/ Gross Loan Assets







**ANNEXURE-B**

**Certificate for Security Cover**  
**in respect of listed debt securities of the listed entity**

Based on our examination of books of Accounts and other relevant records/ documents, we certify as under:

- (a) The listed entity has vide its Resolution(s) and information memorandum(s)/ offer document(s) and under various Debenture Trust Deeds, has issued the following secured listed debt securities as on 30<sup>th</sup> June, 2022:

Sr. No.	Name of Bond Series	ISIN	Private Placement/ Public Issue	Secured/ Unsecured	Sanctioned Amount (Rs. in crore)
<b>A.</b>	<b>Secured Listed Debt Securities:</b>				
1	7.75% Tax free 2011 Series A	INE031A09FB7	Private Placement	Secured	10.81
2	7.83% Tax free 2011 Series B	INE031A09FD3	Private Placement	Secured	66.51
3	8.16% Tax free 2011 Series C	INE031A09FG6	Private Placement	Secured	47.67
4	8.20% Tax free 2011 Tranche I	INE031A07840	Public Issue	Secured	2,518.30
5	7.34% Tax free 2012 Tranche I	INE031A07857	Public Issue	Secured	920.10
6	7.51% Tax free 2012 Tranche I	INE031A07865	Public Issue	Secured	1,274.24
7	7.03% Tax free 2012 Tranche II	INE031A07873	Public Issue	Secured	97.61
8	7.19% Tax free 2012 Tranche II	INE031A07881	Public Issue	Secured	109.40
9	8.56% Tax free 2013 Series A	INE031A07899	Private Placement	Secured	190.80
10	8.14% Tax free 2013 Tranche I	INE031A07907	Public Issue	Secured	269.58
11	8.51% Tax free 2013 Tranche I	INE031A07915	Public Issue	Secured	799.27
12	8.49% Tax free 2013 Tranche I	INE031A07923	Public Issue	Secured	35.51
13	8.39% Tax free 2013 Tranche I	INE031A07931	Public Issue	Secured	361.79
14	8.76% Tax free 2013 Tranche I	INE031A07949	Public Issue	Secured	815.00
15	8.74% Tax free 2013 Tranche I	INE031A07956	Public Issue	Secured	88.85
16	8.51% Tax free 2013 Tranche II	INE031A07964	Public Issue	Secured	504.93
17	8.58% Tax free 2013 Tranche II	INE031A07972	Public Issue	Secured	127.38
18	8.76% Tax free 2013 Tranche II	INE031A07980	Public Issue	Secured	286.54
19	8.76% Tax free 2013 Tranche II	INE031A07998	Public Issue	Secured	439.63
20	8.83% Tax free 2013 Tranche II	INE031A07AA4	Public Issue	Secured	123.75
21	9.01% Tax free 2013 Tranche II	INE031A07AB2	Public Issue	Secured	671.16
22	8.29% Tax free 2013 Tranche III	INE031A07AC0	Public Issue	Secured	18.37
23	8.73% Tax free 2013 Tranche III	INE031A07AD8	Public Issue	Secured	28.47
24	8.71% Tax free 2013 Tranche III	INE031A07AE6	Public Issue	Secured	8.76
25	8.54% Tax free 2013 Tranche III	INE031A07AF3	Public Issue	Secured	47.36
26	8.98% Tax free 2013 Tranche III	INE031A07AG1	Public Issue	Secured	128.42
27	8.96% Tax free 2013 Tranche III	INE031A07AH9	Public Issue	Secured	41.54
28	7.19% Tax Free 2015 Series A	INE031A07AI7	Private Placement	Secured	151.00
29	7.07% Tax Free 2015 Series B	INE031A07AJ5	Private Placement	Secured	1,029.00
30	7.00% Tax Free 2015 Series C	INE031A07AK3	Private Placement	Secured	108.50
31	7.02% Tax free 2015 Tranche I	INE031A07AL1	Public Issue	Secured	117.21
32	7.39% Tax free 2015 Tranche I	INE031A07AM9	Public Issue	Secured	909.69
33	7.27% Tax free 2015 Tranche I	INE031A07AN7	Public Issue	Secured	128.45
34	7.64% Tax free 2015 Tranche I	INE031A07AO5	Public Issue	Secured	556.15
35	7.39% Tax Free 2015 Series D	INE031A07AP2	Private Placement	Secured	211.50
36	7.04% Tax free 2015 Tranche II	INE031A07AQ0	Public Issue	Secured	48.16
37	7.39% Tax free 2015 Tranche II	INE031A07AR8	Public Issue	Secured	1,024.94
38	7.29% Tax free 2015 Tranche II	INE031A07AS6	Public Issue	Secured	105.35
39	7.69% Tax free 2015 Tranche II	INE031A07AT4	Public Issue	Secured	610.05
	<b>Sub Total (A)</b>				<b>15,031.76</b>

**Delhi Office** : 379, Aggarwal Millenium Tower-II, Netaji Subhash Place, Pitam Pura, Delhi-110034  
Phone: 011-47292280, 47292281, Mob; 9810380377

**Gurgaon Office** : Plot No. 9, Block- C, Sushant Lok, Phase- 1, Sector- 43, Gurgaon-122002  
Phone: 0124-4477824, 4477825 Mobile: 9810103611, 9871001555  
E-mail : atul.gupta@aprafirm.com, anmol.gupta@aprafirm.com, caarun@rediffmail.com  
Website : www.aprafirm.com, www.servicetax.net, www.gstgst.in

**DELHI HARYANA HIMACHAL PRADESH**



**(b) Security Cover for listed debt securities:**

- i. The financial information as on 30-06-2022 has been extracted from the limited reviewed standalone books of accounts for the period ended 30-06-2022 and other relevant records of the listed entity;
- ii. The assets of the listed entity provide coverage of 1 time (100%) of the interest and principal amount, which is in accordance with the terms of issue/ debenture trust deed (calculation as per attached statement of Security/ asset coverage ratio for the Secured debt securities - **Table – I**).

**(c) Compliance of all the covenants/terms of the issue in respect of listed debt securities of the listed entity**

We have prima facie examined the compliances made by the listed entity in respect of the covenants/ terms of the issue of the listed debt securities (NCD's), as informed and explained to us and certify that the covenants/terms of the issue have been complied by the listed entity.

For A P R A & Associates LLP  
Chartered Accountants  
(Firm Registration No. 011078N / N500064)

  
Arun Kumar Gupta  
(Partner)  
M. No. 089657



Place: New Delhi  
Date: 8<sup>th</sup> August, 2022

UDIN: 22089657A0NNJN5858



Table – I:

Sr. No.	Particulars		Amount in Rs. Crore
i.	Total assets available for 'Secured Debt Securities' – (Secured by either pari-passu or exclusive charge on assets <sup>1)</sup> (mention the share of Debt Securities' charge holders)- 100%	A	15,624.43
	- Property Plant & Equipment (Fixed assets) - movable/immovable property etc.		-
	- Loans /advances given (net of provisions, NPAs and sell down portfolio), Debt Securities, other credit extended etc. <sup>2</sup>		15,624.43
	Receivables including interest accrued on Term loan/ Debt Securities etc.		-
	- Investment(s)		-
	- Cash and cash equivalents and other current/ non-current assets		-
ii.	Total borrowing through issue of secured Debt Securities (secured by either pari-passu or exclusive charge on assets)	B	15,580.58
	- Debt Securities (details as per table below)		15,031.76
	- IND - AS adjustment for effective Interest rate on secured Debt Securities		(43.85)
	- Interest accrued/payable on secured Debt Securities		592.67
iii.	Security/ Asset Coverage Ratio (100% or higher as per the terms of offer document/ information memorandum/debenture trust deed)	A/B	1.00 time (100%)

**Notes:****1. SECURITY COVER IN RESPECT OF SECURED TAX-FREE BONDS OUTSTANDING AS ON 30.06.2022:**

Secured Tax-free Bonds of Rs. 15,031.76 crore outstanding as on 30.06.2022 are secured as under (in terms of Shelf prospectus/ Tranche Prospectus/ Information Memorandum):

**(a) Secured Tax-free bonds of Rs. 12,388.47 crore (currently Outstanding Rs. 10,031.76 crore) issued/ raised during FY 2011-12, FY 2012-13 and FY 2013-14:**

"By a floating first pari-passu charge on present and future receivables of the company to the extent of amount mobilized under Issue. However, HUDCO would reserve the right to create first pari-passu charge on present and future receivables for its present and future financial requirements."

**(b) Secured Tax-free bonds of Rs. 5,000 crore issued/ raised during FY 2015-16:****(i) Secured Tax-free bonds of Rs. 151 crore, Rs. 1029 crore and 108.50 crore issued/raised on private placement basis:**

"By a first pari passu charge on present and future receivables of our Company to the extent of the amount mobilized under the Issue. The Company reserves the right to sell or otherwise deal with the receivables, both present and future, including without limitation to create a first/ second charge on pari-passu basis thereon for its present and future financial requirements, without requiring the consent of, or intimation to, the Bondholders or the Debenture Trustee in this connection, provided that a minimum-security cover of 1 (one) time is maintained."

**(ii) Secured Tax-free bonds of Rs. 211.50 crore issued / raised on private placement basis:**

"By a first pari-passu charge on present and future receivables of the company to the extent of the amount mobilized under the Issue and interest thereon. The company reserves the right to sell or otherwise deal with the receivables, both present and future, including without limitation to create a first/ second charge on pari-passu basis thereon for its present and future financial requirements, without requiring the consent of, or intimation to, the Bondholders or the Debenture Trustee in this connection, provided that a minimum-security cover of 1 (one) time is maintained."

**(iii) Secured Tax-free bonds of Rs. 3500 crore issued/ raised through public issue:**

"By a first pari-passu charge on present and future receivables of the company to the extent of the amount mobilized under the Issue and interest thereon. The company reserves the right to sell or otherwise deal with the receivables, both present and future, including without limitation to create a first/ second charge on pari-passu basis thereon for its present and future financial requirements,



	without requiring the consent of, or intimation to, the Bondholders or the Debenture Trustee in this connection, provided that a minimum-security cover of 1 (one) time is maintained. For the purpose of security cover in relation to interest, the amount due for period of 1 year shall be considered."												
2.	<p>The Company is in the business of financing housing and urban infrastructure projects across the country. Accordingly, Receivables of the Company includes Loans and Advances of the Company and Trade/ other Receivables. For the purpose of calculation of security cover available for secured listed debt securities in Table-I above, receivables amounting to Rs. 15,624.43 crore (comprising of Principal (i.e., Rs. 15,031.76 cr) and Interest accrued but not due (i.e., Rs. 592.67 cr as on 30.06.2022) in respect of secured listed debt securities have been considered as available out of total receivables of Rs. 74,913.53 crore of the company. The total receivables have been arrived out as under:</p> <table border="1"> <thead> <tr> <th>Particulars</th><th>Amt. in Rs. crore</th></tr> </thead> <tbody> <tr> <td>Loans &amp; advances (net of Impairment Loss Allowance)</td><td>76,077.66</td></tr> <tr> <td><b>Less:</b> Staff Loans &amp; Advances (net of Impairment Loss Allowance)</td><td>36.74</td></tr> <tr> <td><b>Less:</b> Loans flagged with National Housing Bank for outstanding Refinance facility</td><td>1,133.83</td></tr> <tr> <td><b>Add:</b> Trade and other Receivables</td><td>6.44</td></tr> <tr> <td><b>Total Receivables</b></td><td><b>74,913.53</b></td></tr> </tbody> </table>	Particulars	Amt. in Rs. crore	Loans & advances (net of Impairment Loss Allowance)	76,077.66	<b>Less:</b> Staff Loans & Advances (net of Impairment Loss Allowance)	36.74	<b>Less:</b> Loans flagged with National Housing Bank for outstanding Refinance facility	1,133.83	<b>Add:</b> Trade and other Receivables	6.44	<b>Total Receivables</b>	<b>74,913.53</b>
Particulars	Amt. in Rs. crore												
Loans & advances (net of Impairment Loss Allowance)	76,077.66												
<b>Less:</b> Staff Loans & Advances (net of Impairment Loss Allowance)	36.74												
<b>Less:</b> Loans flagged with National Housing Bank for outstanding Refinance facility	1,133.83												
<b>Add:</b> Trade and other Receivables	6.44												
<b>Total Receivables</b>	<b>74,913.53</b>												

**ISIN Wise details:**

Sr. No.	Name of Bond Series	ISIN	Facility	Type of Charge	Sanctioned Amount (Rs.)	Outstanding Amount as On 30.06.2022 (Amt. in Rs. Crore)	Interest accrued but not due as on 30.06.2022 (Amt. in Rs. Crore)	Cover Required	Assets Required
1	7.75% Tax free 2011 Series A	INE031A09FB7	Non-Convertible Debt Securities	Floating first pari-passu	10.81	10.81	0.58	11.39	Present and Future Receivables
2	7.83% Tax free 2011 Series B	INE031A09FD3	Non-Convertible Debt Securities	Floating first pari-passu	66.51	66.51	3.31	69.82	Present and Future Receivables
3	8.16% Tax free 2011 Series C	INE031A09FG6	Non-Convertible Debt Securities	Floating first pari-passu	47.67	47.67	2.92	50.59	Present and Future Receivables
4	8.20% Tax free 2011 Tranche I	INE031A07840	Non-Convertible Debt Securities	Floating first pari-passu	2,518.30	2,518.30	66.86	2585.16	Present and Future Receivables
5	7.34% Tax free 2012 Tranche I	INE031A07857	Non-Convertible Debt Securities	Floating first pari-passu	920.10	920.10	25.35	945.45	Present and Future Receivables
6	7.51% Tax free 2012 Tranche I	INE031A07865	Non-Convertible Debt Securities	Floating first pari-passu	1,274.24	1,274.24	36.20	1310.44	Present and Future Receivables
7	7.03% Tax free 2012 Tranche II	INE031A07873	Non-Convertible Debt Securities	Floating first pari-passu	97.61	97.62	1.86	99.48	Present and Future Receivables
8	7.19% Tax free 2012 Tranche II	INE031A07881	Non-Convertible Debt Securities	Floating first pari-passu	109.40	109.40	2.14	111.54	Present and Future Receivables





9	8.56% Tax free 2013 Series A	INE031A07899	Non-Convertible Debt Securities	Floating first pari-passu	190.80	190.80	13.51	204.31	Present and Future Receivables
10	8.14% Tax free 2013 Tranche I	INE031A07907	Non-Convertible Debt Securities	Floating first pari-passu	269.58	269.58	16.80	286.38	Present and Future Receivables
11	8.51% Tax free 2013 Tranche I	INE031A07915	Non-Convertible Debt Securities	Floating first pari-passu	799.27	799.27	52.35	851.62	Present and Future Receivables
12	8.49% Tax free 2013 Tranche I	INE031A07923	Non-Convertible Debt Securities	Floating first pari-passu	35.51	35.51	2.60	38.11	Present and Future Receivables
13	8.39% Tax free 2013 Tranche I	INE031A07931	Non-Convertible Debt Securities	Floating first pari-passu	361.79	361.79	18.82	380.61	Present and Future Receivables
14	8.76% Tax free 2013 Tranche I	INE031A07949	Non-Convertible Debt Securities	Floating first pari-passu	815.00	815.00	42.58	857.58	Present and Future Receivables
15	8.74% Tax free 2013 Tranche I	INE031A07956	Non-Convertible Debt Securities	Floating first pari-passu	88.85	88.85	4.73	93.58	Present and Future Receivables
16	8.51% Tax free 2013 Tranche II	INE031A07964	Non-Convertible Debt Securities	Floating first pari-passu	504.93	504.93	21.23	526.16	Present and Future Receivables
17	8.58% Tax free 2013 Tranche II	INE031A07972	Non-Convertible Debt Securities	Floating first pari-passu	127.38	127.38	5.41	132.79	Present and Future Receivables
18	8.76% Tax free 2013 Tranche II	INE031A07980	Non-Convertible Debt Securities	Floating first pari-passu	286.54	286.54	15.42	301.96	Present and Future Receivables
19	8.76% Tax free 2013 Tranche II	INE031A07998	Non-Convertible Debt Securities	Floating first pari-passu	439.63	439.63	16.47	456.1	Present and Future Receivables
20	8.83% Tax free 2013 Tranche II	INE031A07AA4	Non-Convertible Debt Securities	Floating first pari-passu	123.75	123.75	4.70	128.45	Present and Future Receivables
21	9.01% Tax free 2013 Tranche II	INE031A07AB2	Non-Convertible Debt Securities	Floating first pari-passu	671.16	671.16	24.10	695.26	Present and Future Receivables
22	8.29% Tax free 2013 Tranche III	INE031A07AC0	Non-Convertible Debt Securities	Floating first pari-passu	18.37	18.37	1.04	19.41	Present and Future Receivables
23	8.73% Tax free 2013 Tranche III	INE031A07AD8	Non-Convertible Debt Securities	Floating first pari-passu	28.47	28.47	2.00	30.47	Present and Future Receivables
24	8.71% Tax free 2013 Tranche III	INE031A07AE6	Non-Convertible Debt Securities	Floating first pari-passu	8.76	8.76	0.55	9.31	Present and Future Receivables



25	8.54% Tax free 2013 Tranche III	INE031A07AF3	Non-Convertible Debt Securities	Floating first pari-passu	47.36	47.36	2.19	49.55	Present and Future Receivables
26	8.98% Tax free 2013 Tranche III	INE031A07AG1	Non-Convertible Debt Securities	Floating first pari-passu	128.42	128.42	6.12	134.54	Present and Future Receivables
27	8.96% Tax free 2013 Tranche III	INE031A07AH9	Non-Convertible Debt Securities	Floating first pari-passu	41.54	41.54	2.05	43.59	Present and Future Receivables
28	7.19% Tax Free 2015 Series A	INE031A07AI7	Non-Convertible Debt Securities	First Pari-passu	151.00	151.00	9.96	160.96	Present and Future Receivables
29	7.07% Tax Free 2015 Series B	INE031A07AJ5	Non-Convertible Debt Securities	First Pari-passu	1,029.00	1,029.00	54.41	1083.41	Present and Future Receivables
30	7.00% Tax Free 2015 Series C	INE031A07AK3	Non-Convertible Debt Securities	First Pari-passu	108.50	108.50	5.47	113.97	Present and Future Receivables
31	7.02% Tax free 2015 Tranche I	INE031A07AL1	Non-Convertible Debt Securities	First Pari-passu	117.21	117.21	3.22	120.43	Present and Future Receivables
32	7.39% Tax free 2015 Tranche I	INE031A07AM9	Non-Convertible Debt Securities	First Pari-passu	909.69	909.69	26.34	936.03	Present and Future Receivables
33	7.27% Tax free 2015 Tranche I	INE031A07AN7	Non-Convertible Debt Securities	First Pari-passu	128.45	128.45	3.66	132.11	Present and Future Receivables
34	7.64% Tax free 2015 Tranche I	INE031A07AO5	Non-Convertible Debt Securities	First Pari-passu	556.15	556.15	16.61	572.76	Present and Future Receivables
35	7.39% Tax Free 2015 Series D	INE031A07AP2	Non-Convertible Debt Securities	First Pari-passu	211.50	211.50	8.82	220.32	Present and Future Receivables
36	7.04% Tax free 2015 Tranche II	INE031A07AQ0	Non-Convertible Debt Securities	First Pari-passu	48.16	48.16	2.03	50.19	Present and Future Receivables
37	7.39% Tax free 2015 Tranche II	INE031A07AR8	Non-Convertible Debt Securities	First Pari-passu	1,024.94	1,024.94	47.13	1072.07	Present and Future Receivables
38	7.29% Tax free 2015 Tranche II	INE031A07AS6	Non-Convertible Debt Securities	First Pari-passu	105.35	105.35	3.97	109.32	Present and Future Receivables
39	7.69% Tax free 2015 Tranche II	INE031A07AT4	Non-Convertible Debt Securities	First Pari-passu	610.05	610.05	19.16	629.21	Present and Future Receivables
					<b>15,031.76</b>	<b>15,031.76</b>	<b>592.67</b>	<b>15,624.43</b>	





Annexure-C

No. HUDCO/SE/2022-23

2<sup>nd</sup> August, 2022

Listing Department BSE Limited, Phiroze Jeejeebhoy Towers, Dalal Street, Mumbai -400001 Scrip Code-540530	Listing Department National Stock Exchange of India Ltd. Exchange Plaza, C-1, Block-G, Bandra Kurla Complex, Bandra (E), Mumbai-400051 NSE Symbol-HUDCO
--------------------------------------------------------------------------------------------------------------------------	------------------------------------------------------------------------------------------------------------------------------------------------------------------------

Sub: Disclosure under Regulation 52(7) & (7A) of the Securities and Exchange Board of India (Listing Obligations and Disclosure Requirements) Regulations, 2015 ("Listing Regulations") – Qtr. Ended 30<sup>th</sup> June, 2022 – Revised Format of Disclosure specified in SEBI Operational Circular dated 29.07.2022

Dear Sir/ Ma'am,

In accordance with the captioned Regulations, the following is submitted:

Reg.	Particulars	Details
52(7)	A statement indicating the utilization of issue proceeds of non-convertible securities, which shall be continued to be given till such time the issue proceeds have been fully utilised or the purpose for which these proceeds were raised has been achieved.	The company has not raised any funds through issue of non-convertible securities during the quarter ended June 30, 2022 and the issue proceeds of non-convertible securities issued upto the year ended March 31, 2022, have been fully utilized for the purpose(s)/ objects stated in the offer documents/ Information memorandum, for which the necessary disclosure has already been made to Stock Exchange(s).
52(7A)	In case of any material deviation in the use of proceeds as compared to the objects of the issue, the same shall be indicated in the format as specified by the Board.	There has been no deviation / variation in the use of proceeds of non-convertible debt securities from the objects stated in the offer documents/ Information memorandum.


We enclose herewith the statement in the format prescribed vide the above referred SEBI circular.

The above is for information and record please.

Thanking You,

Yours Sincerely

For Housing & Urban Development Corporation Ltd.



Harish Kumar Sharma  
Company Secretary & Compliance Officer



हाउसिंग एंड अर्बन डेवलपमेंट कॉर्पोरेशन लिमिटेड (भारत सरकार का उपक्रम)  
कोर 7ए, हडको भवन, भारत पर्यावास केन्द्र, लोधी रोड, नई दिल्ली-110003  
दूरभाष : 011-24648160 फैक्स : (011) 24625308, आई.एस.ओ. 9001:2015 प्रमाणित कंपनी  
वेबसाइट : www.hudco.org, सी आई एन : L74899DL1970GOI005276, GST : 07AAACH0632A1ZF  
Housing & Urban Development Corporation Ltd., (A Govt. of India Enterprise)  
Core-7A, HUDCO Bhawan, India Habitat Centre, Lodhi Road, New Delhi - 110 003  
Tel : 011-24648160, Fax : 011-24625308 AN ISO 9001:2015 Certified Company  
website : www.hudco.org CIN : L74899DL1970GOI005276 GST : 07AAACH0632A1ZF



Profitability with Social Justice

## A. Statement of utilization of issue proceeds:

Name of the Issuer	ISIN	Mode of Fund Raising (Public issues/ Private placement)	Type of instrument	Date of raising funds	Amount Raised	Funds utilized	Any deviation (Yes/ No)	If 8 is Yes, then specify the purpose of for which the funds were utilized	Remarks, if any
1	2	3	4	5	6	7	8	9	10
Housing and Urban Development Corporation Ltd.	-	-	-	-	-	-	-	-	-

## B. Statement of deviation/ variation in use of Issue proceeds:

Name of listed entity	Housing and Urban Development Corporation Ltd.						
Mode of Fund Raising	Public Issue/ Private Placement						
Type of instrument	Non-Convertible Debt Securities						
Date of Raising Funds	Date		(INR Crores)				
	Nil						
Amount Raised	Nil						
Report filed for quarter ended	30.06.2022						
Is there a Deviation / Variation in use of funds raised?	No						
Whether any approval is required to vary the objects of the issue stated in the prospectus/ offer document?	No						
If yes, details of the approval so required?	NA						
Date of approval	NA						
Explanation for the Deviation / Variation	NA						
Comments of the audit committee after review	NA						
Comments of the auditors, if any	NA						
Objects for which funds have been raised and where there has been a deviation, in the following table:							
Original Object	Modified Object, if any	Original Allocation	Modified allocation, if any	Funds Utilised	Amount of Deviation/ Variation for the half-year according to Applicable object (INR Crores and in %)	Remarks, if any	
-	-	-	-	-	-	-	

Deviation could mean:

- (a) Deviation in the objects or purposes for which the funds have been raised  
 (b) Deviation in the amount of funds actually utilized as against what was originally disclosed.

Name of Signatory  
 Designation

: Harish Kumar Sharma  
 : Company Secretary







**Independent Auditor's Review Report on unaudited consolidated financial results for the quarter ended June 30, 2022 of the Company Pursuant to the Regulation 33 and 52 of the SEBI (Listing Obligations and Disclosure Requirements) Regulations, 2015, as amended**

To,

The Board of Directors of Housing and Urban Development Corporation Limited

1. We have reviewed the accompanying statement of unaudited consolidated financial results of Housing and Urban Development Corporation Limited (hereinafter referred to as "the Parent") for the quarter ended June 30, 2022 (hereinafter referred to as "the Statement"), being submitted by the Parent pursuant to the requirement of Regulation 33 and 52 of the SEBI (Listing Obligations and Disclosure Requirements) Regulations, 2015, as amended. This statement is the responsibility of the Company's management and has been approved by the Board of Directors. Our responsibility is to issue a report on these financial statements based on our review.
2. This Statement, which is the responsibility of the Parent's Management and approved by the Company's Board of Directors in its meeting held on 08<sup>th</sup> August 2022, has been prepared in accordance with the recognition and measurement principles laid down in Indian Accounting Standard 34 "Interim Financial Reporting" ("Ind AS 34"), prescribed under Section 133 of the Companies Act, 2013, read with relevant rules issued thereunder and other accounting principles generally accepted in India. Our responsibility is to express a conclusion on the Statement based on our review.
3. We conducted our review of the Statement in accordance with the Standard on Review Engagements (SRE) 2410 "Review of Interim Financial Information Performed by the Independent Auditor of the Entity", issued by the Institute of Chartered Accountants of India. This Standard requires that we plan and perform the review to obtain moderate assurance as to whether the Financial Statements are free of material misstatement. A review is limited primarily to inquiries of company personnel and analytical procedures applied to financial data and thus provide less assurance than an audit. We have not performed an audit and accordingly, we do not express an audit opinion.



---

**Delhi Office** : 379, Aggarwal Millenium Tower-II, Netaji Subhash Place, Pitam Pura, Delhi-110034  
Phone: 011-47292280, 47292281, Mob; 9810380377

**Gurgaon Office** : Plot No. 9, Block- C, Sushant Lok, Phase- 1, Sector- 43, Gurgaon-122002  
Phone: 0124-4477824, 4477825 Mobile: 9810103611, 9871001555  
E-mail : atul.gupta@aprafirm.com, anmol.gupta@aprafirm.com, caarun@rediffmail.com  
Website : www.aprafirm.com, www.servicetax.net, www.gstgst.in

**DELHI HARYANA HIMACHAL PRADESH**

We also performed procedures in accordance with the circular issued by the SEBI under Regulation 33 (8) of the SEBI (Listing Obligations and Disclosure Requirements) Regulations, 2015, as amended from time to time, to the extent applicable,

4. The Statement includes the results of the of the following associate: -

**Shristi Urban Infrastructure Development Limited**

5. Based on our review conducted and procedures performed as stated in paragraph 3 above and based on the consideration of the review report of the other auditor referred to in paragraph 7 (a) below, nothing has come to our attention that causes us to believe that the accompanying Statement, prepared in accordance with the recognition and measurement principles laid down in the aforesaid Indian Accounting Standard and other accounting principles generally accepted in India, has not disclosed the information required to be disclosed in terms of Regulation 33 and 52 of the SEBI (Listing Obligations and Disclosure Requirements) Regulations, 2015, as amended, including the manner in which it is to be disclosed, or that it contains any material misstatement.

**6. Emphasis of Matter:**

(i) We draw our attention on **Note 5** in the consolidated financial results for the following matter:

(a) The Company has recognized interest income on "No Lien AGP Account" amounting to Rs. 7.08 crores for the quarter ended 30<sup>th</sup> June 2022;

(b) The balance outstanding as at 30<sup>th</sup> June 2022 is Rs. 534.87 crores (debit) in "No Lien AGP Account". The Company is in discussion with MoHUA for recovery/reimbursement of outstanding amount (including interest) as well as booking of expenses.

Our opinion is not modified in this respect of this matter.

**7. Other Matters**

a. We did not review the interim financial results of associate included in the unaudited consolidated financial results, whose interim financial results reflect total net loss after tax of Rs. 0.05 crores and the total comprehensive loss of Rs. 0.05 crores on for the quarter ended 30<sup>th</sup> June 2022, as considered in the unaudited consolidated financial results. This quarterly financial result has been furnished to us by the Management and our conclusion on the Statement, in so far as it relates to the amounts and disclosures included in respect of the associate is based solely on the report of the management and the procedures performed by us as stated in paragraph 3 above. According to the information and explanation given to us by the management, this financial information is not material to the group.



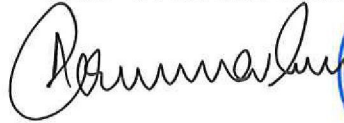


- b. This review / audit of consolidated financial results / financial statements for the quarter ended 30<sup>th</sup> June, 2021 included in the statements were carried out by previous auditor, whose report expressed an unmodified opinion on those financial results / financial statements. Our conclusion on the Statement is not modified in respect of the above matter.

**For A P R A & Associates LLP**

**Chartered Accountants**

**FRN - 011078N / N500064**



**(Arun Kumar Gupta)**

**Partner**

**M. No. 089657**

**UDIN No. 22089657ADNLXB9483**

**Place: New Delhi**

**Date: 8<sup>th</sup> August, 2022**




## HOUSING AND URBAN DEVELOPMENT CORPORATION LTD. (HUDCO)

(A GOVT. OF INDIA UNDERTAKING) CIN: L74899DL1970GOIO05276 GSTIN: 07AAACH0632A1ZF website: www.hudco.org.in  
Registered Office: CORE 7A, HUDCO BHAWAN, INDIA HABITAT CENTRE, LODHI ROAD, NEW DELHI-110003

(₹ in crore)

STATEMENT OF CONSOLIDATED UNAUDITED FINANCIAL RESULTS FOR THE QUARTER ENDED 30<sup>th</sup> JUNE, 2022

S. No.	Particulars	Quarter Ended		Year Ended	
		30/06/2022 (Unaudited)	31/03/2022 (Audited)		30/06/2021 (Unaudited)
	Income				
I	Revenue from operations				
1	Interest Income	1,736.42	1,703.84	1,775.56	6,888.05
2	Dividend Income	0.00	0.06	-	0.08
3	Rental Income	12.84	12.31	12.23	49.04
4	Fees and Commission Income	-	0.83	-	2.57
5	Net gain on Fair value changes	0.00	8.32	2.49	12.31
6	Sale of services	0.01	1.57	0.03	2.03
	Total revenue fom Operations	1,749.27	1,726.93	1,790.31	6,954.08
II	Other Income	8.05	17.35	8.04	43.58
III	Total Income (I + II)	1,757.32	1,744.28	1,798.35	6,997.66
IV	Expenses				
1	Finance costs	1,116.79	1,096.53	1,144.70	4,532.53
2	Fees and Commission expense	1.66	0.24	1.89	2.24
3	Net Loss on Fair Value Changes	0.06	-	-	-
4	Impairment on financial instrument and written offs	(1.14)	(468.14)	10.75	(245.66)
5	Employee Benefit Expenses	48.12	38.03	59.17	218.09
6	Depreciation and Amortization	2.76	3.32	1.47	7.90
7	Corporate Social Responsibilities (CSR)	11.25	10.49	15.46	46.95
8	Other expenses	25.04	20.57	21.06	89.67
	Total expenses	1,204.54	701.04	1,254.50	4,651.72
V	Profit/(loss) before Tax and before share of associate	552.78	1,043.24	543.85	2,345.94
	Share in profit/(Loss) of Associate	(0.05)	(0.05)	(0.05)	(0.19)
	Profit/(loss) before Tax	552.73	1,043.19	543.80	2,345.75
VI	Tax Expense				
1	Current tax expense	109.49	108.10	112.77	418.76
2	Deferred Tax Expense/ (credit)	31.53	188.24	26.46	210.58
	Total Tax Expense	141.02	296.34	139.23	629.34
VII	Profit / (loss) for the Period / Year (V-VI)	411.71	746.85	404.57	1,716.41
	Other Comprehensive Income				
	Items that will not be reclassified to profit or loss				
1	Re-measurement gains/losses on defined benefit plans	16.02	(24.70)	14.68	(2.57)
2	Income tax relating to items that will not be reclassified to profit or loss	(4.03)	6.22	(3.69)	0.65
VIII	Other Comprehensive Income	11.99	(18.48)	10.99	(1.92)
IX	Total Comprehensive Income for the Period (VII+ VIII)	423.70	728.37	415.56	1,714.49
X	Paid-up Equity Share Capital (Face Value of ₹10 each)	2,001.90	2,001.90	2,001.90	2,001.90
XI	Other Equity (Reserves excluding revaluation reserve) (As per audited financial accounts as at 31 <sup>st</sup> March)	N.A.	N.A.	N.A.	12464.92
XII	Net worth	N.A.	N.A.	N.A.	14466.82
XIII	Earnings Per Share (Face Value of ₹10 each) (The EPS for quarters is not annualised)				
	Basic (₹)	2.06	3.73	2.02	8.57
	Diluted (₹)	2.06	3.73	2.02	8.57



*Ramna Kumar*





**Notes to the Financial Results:**

1	The above Consolidated unaudited financial results for the quarter ended 30 <sup>th</sup> June, 2022 have been reviewed by the Audit Committee and subsequently approved by the Board of Directors in their meeting held on 8 <sup>th</sup> August, 2022. These consolidated financial results for the quarter ended 30 <sup>th</sup> June, 2022, have also been reviewed by the Statutory Auditors of the Company in compliance with the requirements of the Securities and Exchange Board of India (Listing Obligations and Disclosure Requirements) Regulations, 2015.
2	The Consolidated Financial Results comprises of the financial results of the company and an associate company M/s Shristi Urban Infrastructure Development Ltd. (SUIDL). Investments in associate company is accounted as per Ind AS-28 under equity method. The accounts of the associate are unaudited. The Company has decided to exit from the associate company M/s Shristi Urban Infrastructure Development Ltd. (SUIDL) as per the Board Approval dated 9 <sup>th</sup> November, 2015. In pursuance of Board Approval, the valuation of Associate Company was carried out. However, after due consideration, it was decided to get the valuation done again.
3	The company does not have separate reportable segments in terms of Indian Accounting Standard (Ind AS-108) on "Operating Segments".
4	The company has made provision on loans (impairment) as per Expected credit Loss (ECL) method amounting to ₹ 2503.34 crore as on 30 <sup>th</sup> June, 2022 as per Ind-AS requirement.
5	In respect of Andrews Ganj Project (AGP) being executed by HUDCO as an agent on behalf of MoUD (now MoHUA), HUDCO does not have any right or interest in the property leased to it. Expenditure and liability, if any, on account of this project is paid out of No Lien AGP Account maintained with HUDCO. The company continues to book the interest income & expenditure incurred as per past practice. Interest income of ₹ 7.08 crore on the amount of deficit (recoverable) from MoHUA has been booked for the quarter ended 30 <sup>th</sup> June, 2022. As on 30 <sup>th</sup> June, 2022, No Lien AGP account is in deficit (recoverable) to the extent of ₹ 534.87 crore, which includes amounts paid by HUDCO on behalf of MoHUA and interest as on date.
6	There was Nil investor complaint pending with HUDCO as on 30 <sup>th</sup> June, 2022.
7	During the quarter ended 30 <sup>th</sup> June, 2022 there were no transactions in the nature of exceptional or extraordinary items.
8	The additional information as required under Regulation 52(4) of SEBI (Listing Obligations and Disclosure Requirements) Regulations, 2015 is attached as <b>Annexure A</b> .
9	The company has maintained 100% security cover by way of charge on the receivables of the company for all the secured bonds/ debentures issued by the company and outstanding as on 30 <sup>th</sup> June, 2022. In compliance to clause 54(3) of SEBI (Listing Obligations and Disclosure Requirements Regulations), 2015, as amended, a statement of Security Coverage Ratio, in respect of listed non-convertible debt securities, in the format as specified in SEBI circular no. SEBI/HO/MIRSD/CRADT/CIR/P/2020/230 dated November 12, 2020, is attached as <b>Annexure-B</b> .
10	In compliance to the Regulation 52(7) & (7A) of the Securities and Exchange Board of India (Listing Obligations and Disclosure Requirements) Regulations, 2015 ("Listing Regulations") a copy of statement filed with Stock Exchange(s) is attached as <b>Annexure-C</b> .
11	The Company has sufficient liquidity as well as adequate undrawn lines of credits from various banks to take care of its operational requirements. Considering high credit worthiness and well-established relationship of the Company with lenders, it can continue to mobilise sufficient funds from domestic & international markets to meet contingencies, if any. Further, there has been no default in repayment of debt securities, borrowings and other liabilities and the Company has met all its debt servicing obligations, both towards principal and interest, during the period in a timely manner.
12	In line with the requirements of Regulation 33 and 52(4) read with regulation 63(3) of SEBI (Listing Obligations and Disclosure Requirements) Regulations, 2015, the results for the quarter ended 30 <sup>th</sup> June, 2022 are available on the website of BSE Limited (URL: <a href="http://www.bseindia.com/corporates">www.bseindia.com/corporates</a> ), National Stock Exchange of India Limited (URL: <a href="http://www.nseindia.com/corporates">www.nseindia.com/corporates</a> ) and on company's website (URL: <a href="http://www.hudco.org.in">www.hudco.org.in</a> )
13	Figures of corresponding period have been regrouped, wherever necessary. The figures for the quarters ended 31 <sup>st</sup> March, 2022 are the balancing figures between the audited figures for the year ended 31 <sup>st</sup> March, 2022 and reviewed figures for the nine month ended 31 <sup>st</sup> Dec, 2021 of the financial year.

Place: New Delhi

Date: 8<sup>th</sup> August, 2022

For and on behalf of the Board of Directors

D. Guhan  
Director (Finance)

## Annexure A

Disclosure in compliance with Regulations 52(4) of Securities and Exchange Board of India (SEBI) (Listing Obligations and Disclosure Requirements) Regulations, 2015 for the Quarter ended 30<sup>th</sup> June, 2022 on standalone basis

S.No.	Particulars	Unit	As at/ For the quarter ended 30 <sup>th</sup> June, 2022
1	Debt Equity Ratio <sup>1</sup>	times	3.96
2	Debt service coverage ratio <sup>4</sup>	times	Not Applicable
3	Interest service coverage ratio <sup>4</sup>	times	Not Applicable
4	Outstanding Redeemable preference shares	INR in Crores	Nil
5	Debenture Redemption Reserve (as on 31 <sup>st</sup> March, 2022)	INR in Crores	3125.18
6	Net Worth <sup>2</sup>	INR in Crores	14892.06
7	Profit After Tax	INR in Crores	411.76
8	Earnings Per Share <sup>3</sup> (Face Value of ₹10 each)		
	a) Basic(₹)	INR	2.06
	b) Diluted(₹)	INR	2.06
9	Current Ratio <sup>4</sup>	times	Not Applicable
10	Long term debt to working capital <sup>4</sup>	times	Not Applicable
11	Bad debts to accounts receivable ratio <sup>4</sup>	times	Not Applicable
12	Current liability ratio <sup>4</sup>	times	Not Applicable
13	Total debts to total assets <sup>5</sup>	times	0.77
14	Debtors turnover <sup>4</sup>	times	Not Applicable
15	Inventory turnover <sup>4</sup>	times	Not Applicable
16	Operating Margin <sup>6</sup>	%	31.60
17	Net profit Margin <sup>7</sup>	%	23.43
18	Sector specific equivalent ratios		
	(a) CRAR <sup>8</sup> (Provisional) as at 31/03/2022	%	64.79
	(b) Provision Coverage Ratio <sup>9</sup>	%	86.33
	(c) Gross Credit Impaired Assets Ratio <sup>10</sup>	%	3.63
	(d) Net Credit Impaired Assets Ratio <sup>11</sup>	%	0.51

## Notes:

- Debt/Equity Ratio = Total Debt/Net Worth
- Net Worth is calculated as defined in section 2(57) of Companies Act, 2013
- Earning per share is calculated as Profit after tax by number of shares.
- The Company is registered as Housing Finance Company, hence these ratios are generally not applicable
- Total debts to total assets = Total Debts/Total Assets
- Operating Margin = Net Operating Profit Before Tax/ Total Revenue from Operation
- Net Profit Margin = Net Profit After Tax/ Total Income
- CRAR = Adjusted Net Worth/ Risk Weighted Assets, calculated as per applicable RBI guidelines
- Provision Coverage Ratio = Impairment Loss allowance on Stage 3 Loans/ Loan outstanding of Stage 3 Loans
- Gross Credit Impaired Asset Ratio = Gross Credit Impaired Assets/ Gross Loan Assets
- Net Credit Impaired Asset Ratio = Net Credit Impaired Assets/ Gross Loan Assets







**ANNEXURE-B**

**Certificate for Security Cover  
in respect of listed debt securities of the listed entity**

Based on our examination of books of Accounts and other relevant records/ documents, we certify as under:

- (a) The listed entity has vide its Resolution(s) and information memorandum(s)/ offer document(s) and under various Debenture Trust Deeds, has issued the following secured listed debt securities as on 30<sup>th</sup> June, 2022:

Sr. No.	Name of Bond Series	ISIN	Private Placement/ Public Issue	Secured/ Unsecured	Sanctioned Amount (Rs. in crore)
<b>A.</b>	<b>Secured Listed Debt Securities:</b>				
1	7.75% Tax free 2011 Series A	INE031A09FB7	Private Placement	Secured	10.81
2	7.83% Tax free 2011 Series B	INE031A09FD3	Private Placement	Secured	66.51
3	8.16% Tax free 2011 Series C	INE031A09FG6	Private Placement	Secured	47.67
4	8.20% Tax free 2011 Tranche I	INE031A07840	Public Issue	Secured	2,518.30
5	7.34% Tax free 2012 Tranche I	INE031A07857	Public Issue	Secured	920.10
6	7.51% Tax free 2012 Tranche I	INE031A07865	Public Issue	Secured	1,274.24
7	7.03% Tax free 2012 Tranche II	INE031A07873	Public Issue	Secured	97.61
8	7.19% Tax free 2012 Tranche II	INE031A07881	Public Issue	Secured	109.40
9	8.56% Tax free 2013 Series A	INE031A07899	Private Placement	Secured	190.80
10	8.14% Tax free 2013 Tranche I	INE031A07907	Public Issue	Secured	269.58
11	8.51% Tax free 2013 Tranche I	INE031A07915	Public Issue	Secured	799.27
12	8.49% Tax free 2013 Tranche I	INE031A07923	Public Issue	Secured	35.51
13	8.39% Tax free 2013 Tranche I	INE031A07931	Public Issue	Secured	361.79
14	8.76% Tax free 2013 Tranche I	INE031A07949	Public Issue	Secured	815.00
15	8.74% Tax free 2013 Tranche I	INE031A07956	Public Issue	Secured	88.85
16	8.51% Tax free 2013 Tranche II	INE031A07964	Public Issue	Secured	504.93
17	8.58% Tax free 2013 Tranche II	INE031A07972	Public Issue	Secured	127.38
18	8.76% Tax free 2013 Tranche II	INE031A07980	Public Issue	Secured	286.54
19	8.76% Tax free 2013 Tranche II	INE031A07998	Public Issue	Secured	439.63
20	8.83% Tax free 2013 Tranche II	INE031A07AA4	Public Issue	Secured	123.75
21	9.01% Tax free 2013 Tranche II	INE031A07AB2	Public Issue	Secured	671.16
22	8.29% Tax free 2013 Tranche III	INE031A07AC0	Public Issue	Secured	18.37
23	8.73% Tax free 2013 Tranche III	INE031A07AD8	Public Issue	Secured	28.47
24	8.71% Tax free 2013 Tranche III	INE031A07AE6	Public Issue	Secured	8.76
25	8.54% Tax free 2013 Tranche III	INE031A07AF3	Public Issue	Secured	47.36
26	8.98% Tax free 2013 Tranche III	INE031A07AG1	Public Issue	Secured	128.42
27	8.96% Tax free 2013 Tranche III	INE031A07AH9	Public Issue	Secured	41.54
28	7.19% Tax Free 2015 Series A	INE031A07AI7	Private Placement	Secured	151.00
29	7.07% Tax Free 2015 Series B	INE031A07AJ5	Private Placement	Secured	1,029.00
30	7.00% Tax Free 2015 Series C	INE031A07AK3	Private Placement	Secured	108.50
31	7.02% Tax free 2015 Tranche I	INE031A07AL1	Public Issue	Secured	117.21
32	7.39% Tax free 2015 Tranche I	INE031A07AM9	Public Issue	Secured	909.69
33	7.27% Tax free 2015 Tranche I	INE031A07AN7	Public Issue	Secured	128.45
34	7.64% Tax free 2015 Tranche I	INE031A07AO5	Public Issue	Secured	556.15
35	7.39% Tax Free 2015 Series D	INE031A07AP2	Private Placement	Secured	211.50
36	7.04% Tax free 2015 Tranche II	INE031A07AQ0	Public Issue	Secured	48.16
37	7.39% Tax free 2015 Tranche II	INE031A07AR8	Public Issue	Secured	1,024.94
38	7.29% Tax free 2015 Tranche II	INE031A07AS6	Public Issue	Secured	105.35
39	7.69% Tax free 2015 Tranche II	INE031A07AT4	Public Issue	Secured	610.05
	<b>Sub Total (A)</b>				<b>15,031.76</b>

**Delhi Office** : 379, Aggarwal Millenium Tower-II, Netaji Subhash Place, Pitam Pura, Delhi-110034  
Phone: 011-47292280, 47292281, Mob; 9810380377

**Gurgaon Office** : Plot No. 9, Block- C, Sushant Lok, Phase- 1, Sector- 43, Gurgaon-122002  
Phone: 0124-4477824, 4477825 Mobile: 9810103611, 9871001555  
E-mail : atul.gupta@aprafirm.com, anmol.gupta@aprafirm.com, caarun@rediffmail.com  
Website : www.aprafirm.com, www.servicetax.net, www.gstgst.in

**DELHI HARYANA HIMACHAL PRADESH**



**(b) Security Cover for listed debt securities:**

- i. The financial information as on 30-06-2022 has been extracted from the limited reviewed standalone books of accounts for the period ended 30-06-2022 and other relevant records of the listed entity;
- ii. The assets of the listed entity provide coverage of 1 time (100%) of the interest and principal amount, which is in accordance with the terms of issue/ debenture trust deed (calculation as per attached statement of Security/ asset coverage ratio for the Secured debt securities - **Table – I**).

**(c) Compliance of all the covenants/terms of the issue in respect of listed debt securities of the listed entity**

We have prima facie examined the compliances made by the listed entity in respect of the covenants/ terms of the issue of the listed debt securities (NCD's), as informed and explained to us and certify that the covenants/terms of the issue have been complied by the listed entity.

For A P R A & Associates LLP  
Chartered Accountants  
(Firm Registration No. 011078N / N500064)


Arun Kumar Gupta  
(Partner)  
M. No. 089657

Place: New Delhi  
Date: 8<sup>th</sup> August, 2022

UDIN: 22089657AONNJN5858



Table – I:

Sr. No.	Particulars		Amount in Rs. Crore
i.	Total assets available for 'Secured Debt Securities' – (Secured by either pari-passu or exclusive charge on assets <sup>1)</sup> (mention the share of Debt Securities' charge holders)- 100%	A	15,624.43
	- Property Plant & Equipment (Fixed assets) - movable/immovable property etc.		-
	- Loans /advances given (net of provisions, NPAs and sell down portfolio), Debt Securities, other credit extended etc. <sup>2</sup>		15,624.43
	Receivables including interest accrued on Term loan/ Debt Securities etc.		-
	- Investment(s)		-
	- Cash and cash equivalents and other current/ non-current assets		-
ii.	Total borrowing through issue of secured Debt Securities (secured by either pari-passu or exclusive charge on assets)	B	15,580.58
	- Debt Securities (details as per table below)		15,031.76
	- IND - AS adjustment for effective Interest rate on secured Debt Securities		(43.85)
	- Interest accrued/payable on secured Debt Securities		592.67
iii.	Security/ Asset Coverage Ratio (100% or higher as per the terms of offer document/ information memorandum/debenture trust deed)	A/B	1.00 time (100%)

**Notes:**

1. **SECURITY COVER IN RESPECT OF SECURED TAX-FREE BONDS OUTSTANDING AS ON 30.06.2022:**  
Secured Tax-free Bonds of Rs. 15,031.76 crore outstanding as on 30.06.2022 are secured as under (in terms of Shelf prospectus/ Tranche Prospectus/ Information Memorandum):
- (a) **Secured Tax-free bonds of Rs. 12,388.47 crore (currently Outstanding Rs. 10,031.76 crore) issued/ raised during FY 2011-12, FY 2012-13 and FY 2013-14:**  
"By a floating first pari-passu charge on present and future receivables of the company to the extent of amount mobilized under Issue. However, HUDCO would reserve the right to create first pari-passu charge on present and future receivables for its present and future financial requirements."
- (b) **Secured Tax-free bonds of Rs. 5,000 crore issued/ raised during FY 2015-16:**
- (i) **Secured Tax-free bonds of Rs. 151 crore, Rs. 1029 crore and 108.50 crore issued/raised on private placement basis:**  
"By a first pari passu charge on present and future receivables of our Company to the extent of the amount mobilized under the Issue. The Company reserves the right to sell or otherwise deal with the receivables, both present and future, including without limitation to create a first/ second charge on pari-passu basis thereon for its present and future financial requirements, without requiring the consent of, or intimation to, the Bondholders or the Debenture Trustee in this connection, provided that a minimum-security cover of 1 (one) time is maintained."
- (ii) **Secured Tax-free bonds of Rs. 211.50 crore issued / raised on private placement basis:**  
"By a first pari-passu charge on present and future receivables of the company to the extent of the amount mobilized under the Issue and interest thereon. The company reserves the right to sell or otherwise deal with the receivables, both present and future, including without limitation to create a first/ second charge on pari-passu basis thereon for its present and future financial requirements, without requiring the consent of, or intimation to, the Bondholders or the Debenture Trustee in this connection, provided that a minimum-security cover of 1 (one) time is maintained."
- (iii) **Secured Tax-free bonds of Rs. 3500 crore issued/ raised through public issue:**  
"By a first pari-passu charge on present and future receivables of the company to the extent of the amount mobilized under the Issue and interest thereon. The company reserves the right to sell or otherwise deal with the receivables, both present and future, including without limitation to create a



	first/ second charge on pari-passu basis thereon for its present and future financial requirements, without requiring the consent of, or intimation to, the Bondholders or the Debenture Trustee in this connection, provided that a minimum-security cover of 1 (one) time is maintained. For the purpose of security cover in relation to interest, the amount due for period of 1 year shall be considered."												
2.	<p>The Company is in the business of financing housing and urban infrastructure projects across the country. Accordingly, Receivables of the Company includes Loans and Advances of the Company and Trade/ other Receivables. For the purpose of calculation of security cover available for secured listed debt securities in Table-I above, receivables amounting to Rs. 15,624.43 crore (comprising of Principal (i.e., Rs. 15,031.76 cr) and Interest accrued but not due (i.e., Rs. 592.67 cr as on 30.06.2022) in respect of secured listed debt securities have been considered as available out of total receivables of Rs. 74,913.53 crore of the company. The total receivables have been arrived out as under:</p> <table border="1"> <thead> <tr> <th>Particulars</th><th>Amt. in Rs. crore</th></tr> </thead> <tbody> <tr> <td>Loans &amp; advances (net of Impairment Loss Allowance)</td><td>76,077.66</td></tr> <tr> <td>Less: Staff Loans &amp; Advances (net of Impairment Loss Allowance)</td><td>36.74</td></tr> <tr> <td>Less: Loans flagged with National Housing Bank for outstanding Refinance facility</td><td>1,133.83</td></tr> <tr> <td>Add: Trade and other Receivables</td><td>6.44</td></tr> <tr> <td><b>Total Receivables</b></td><td><b>74,913.53</b></td></tr> </tbody> </table>	Particulars	Amt. in Rs. crore	Loans & advances (net of Impairment Loss Allowance)	76,077.66	Less: Staff Loans & Advances (net of Impairment Loss Allowance)	36.74	Less: Loans flagged with National Housing Bank for outstanding Refinance facility	1,133.83	Add: Trade and other Receivables	6.44	<b>Total Receivables</b>	<b>74,913.53</b>
Particulars	Amt. in Rs. crore												
Loans & advances (net of Impairment Loss Allowance)	76,077.66												
Less: Staff Loans & Advances (net of Impairment Loss Allowance)	36.74												
Less: Loans flagged with National Housing Bank for outstanding Refinance facility	1,133.83												
Add: Trade and other Receivables	6.44												
<b>Total Receivables</b>	<b>74,913.53</b>												

**ISIN Wise details:**

Sr. No	Name of Bond Series	ISIN	Facility	Type of Charge	Sanctioned Amount (Rs.)	Outstanding Amount as On 30.06.2022 (Amt. in Rs. Crore)	Interest accrued but not due as on 30.06.2022 (Amt. in Rs. Crore)	Cover Required	Assets Required
1	7.75% Tax free 2011 Series A	INE031A09FB7	Non-Convertible Debt Securities	Floating first pari-passu	10.81	10.81	0.58	11.39	Present and Future Receivables
2	7.83% Tax free 2011 Series B	INE031A09FD3	Non-Convertible Debt Securities	Floating first pari-passu	66.51	66.51	3.31	69.82	Present and Future Receivables
3	8.16% Tax free 2011 Series C	INE031A09FG6	Non-Convertible Debt Securities	Floating first pari-passu	47.67	47.67	2.92	50.59	Present and Future Receivables
4	8.20% Tax free 2011 Tranche I	INE031A07840	Non-Convertible Debt Securities	Floating first pari-passu	2,518.30	2,518.30	66.86	2585.16	Present and Future Receivables
5	7.34% Tax free 2012 Tranche I	INE031A07857	Non-Convertible Debt Securities	Floating first pari-passu	920.10	920.10	25.35	945.45	Present and Future Receivables
6	7.51% Tax free 2012 Tranche I	INE031A07865	Non-Convertible Debt Securities	Floating first pari-passu	1,274.24	1,274.24	36.20	1310.44	Present and Future Receivables
7	7.03% Tax free 2012 Tranche II	INE031A07873	Non-Convertible Debt Securities	Floating first pari-passu	97.61	97.62	1.86	99.48	Present and Future Receivables
8	7.19% Tax free 2012 Tranche II	INE031A07881	Non-Convertible Debt Securities	Floating first pari-passu	109.40	109.40	2.14	111.54	Present and Future Receivables





9	8.56% Tax free 2013 Series A	INE031A07899	Non-Convertible Debt Securities	Floating first pari-passu	190.80	190.80	13.51	204.31	Present and Future Receivables
10	8.14% Tax free 2013 Tranche I	INE031A07907	Non-Convertible Debt Securities	Floating first pari-passu	269.58	269.58	16.80	286.38	Present and Future Receivables
11	8.51% Tax free 2013 Tranche I	INE031A07915	Non-Convertible Debt Securities	Floating first pari-passu	799.27	799.27	52.35	851.62	Present and Future Receivables
12	8.49% Tax free 2013 Tranche I	INE031A07923	Non-Convertible Debt Securities	Floating first pari-passu	35.51	35.51	2.60	38.11	Present and Future Receivables
13	8.39% Tax free 2013 Tranche I	INE031A07931	Non-Convertible Debt Securities	Floating first pari-passu	361.79	361.79	18.82	380.61	Present and Future Receivables
14	8.76% Tax free 2013 Tranche I	INE031A07949	Non-Convertible Debt Securities	Floating first pari-passu	815.00	815.00	42.58	857.58	Present and Future Receivables
15	8.74% Tax free 2013 Tranche I	INE031A07956	Non-Convertible Debt Securities	Floating first pari-passu	88.85	88.85	4.73	93.58	Present and Future Receivables
16	8.51% Tax free 2013 Tranche II	INE031A07964	Non-Convertible Debt Securities	Floating first pari-passu	504.93	504.93	21.23	526.16	Present and Future Receivables
17	8.58% Tax free 2013 Tranche II	INE031A07972	Non-Convertible Debt Securities	Floating first pari-passu	127.38	127.38	5.41	132.79	Present and Future Receivables
18	8.76% Tax free 2013 Tranche II	INE031A07980	Non-Convertible Debt Securities	Floating first pari-passu	286.54	286.54	15.42	301.96	Present and Future Receivables
19	8.76% Tax free 2013 Tranche II	INE031A07998	Non-Convertible Debt Securities	Floating first pari-passu	439.63	439.63	16.47	456.1	Present and Future Receivables
20	8.83% Tax free 2013 Tranche II	INE031A07AA4	Non-Convertible Debt Securities	Floating first pari-passu	123.75	123.75	4.70	128.45	Present and Future Receivables
21	9.01% Tax free 2013 Tranche II	INE031A07AB2	Non-Convertible Debt Securities	Floating first pari-passu	671.16	671.16	24.10	695.26	Present and Future Receivables
22	8.29% Tax free 2013 Tranche III	INE031A07AC0	Non-Convertible Debt Securities	Floating first pari-passu	18.37	18.37	1.04	19.41	Present and Future Receivables
23	8.73% Tax free 2013 Tranche III	INE031A07AD8	Non-Convertible Debt Securities	Floating first pari-passu	28.47	28.47	2.00	30.47	Present and Future Receivables
24	8.71% Tax free 2013 Tranche III	INE031A07AE6	Non-Convertible Debt Securities	Floating first pari-passu	8.76	8.76	0.55	9.31	Present and Future Receivables
25	8.54% Tax free 2013	INE031A07AF3	Non-Convertible	Floating first pari-	47.36	47.36	2.19	49.55	Present and Future



	Tranche III		Debt Securities	passu					Receivable s
26	8.98% Tax free 2013 Tranche III	INE031A07AG1	Non-Convertible Debt Securities	Floating first pari-passu	128.42	128.42	6.12	134.54	Present and Future Receivable s
27	8.96% Tax free 2013 Tranche III	INE031A07AH9	Non-Convertible Debt Securities	Floating first pari-passu	41.54	41.54	2.05	43.59	Present and Future Receivable s
28	7.19% Tax Free 2015 Series A	INE031A07AI7	Non-Convertible Debt Securities	First Pari-passu	151.00	151.00	9.96	160.96	Present and Future Receivable s
29	7.07% Tax Free 2015 Series B	INE031A07AJ5	Non-Convertible Debt Securities	First Pari-passu	1,029.00	1,029.00	54.41	1083.41	Present and Future Receivable s
30	7.00% Tax Free 2015 Series C	INE031A07AK3	Non-Convertible Debt Securities	First Pari-passu	108.50	108.50	5.47	113.97	Present and Future Receivable s
31	7.02% Tax free 2015 Tranche I	INE031A07AL1	Non-Convertible Debt Securities	First Pari-passu	117.21	117.21	3.22	120.43	Present and Future Receivable s
32	7.39% Tax free 2015 Tranche I	INE031A07AM9	Non-Convertible Debt Securities	First Pari-passu	909.69	909.69	26.34	936.03	Present and Future Receivable s
33	7.27% Tax free 2015 Tranche I	INE031A07AN7	Non-Convertible Debt Securities	First Pari-passu	128.45	128.45	3.66	132.11	Present and Future Receivable s
34	7.64% Tax free 2015 Tranche I	INE031A07AO5	Non-Convertible Debt Securities	First Pari-passu	556.15	556.15	16.61	572.76	Present and Future Receivable s
35	7.39% Tax Free 2015 Series D	INE031A07AP2	Non-Convertible Debt Securities	First Pari-passu	211.50	211.50	8.82	220.32	Present and Future Receivable s
36	7.04% Tax free 2015 Tranche II	INE031A07AQ0	Non-Convertible Debt Securities	First Pari-passu	48.16	48.16	2.03	50.19	Present and Future Receivable s
37	7.39% Tax free 2015 Tranche II	INE031A07AR8	Non-Convertible Debt Securities	First Pari-passu	1,024.94	1,024.94	47.13	1072.07	Present and Future Receivable s
38	7.29% Tax free 2015 Tranche II	INE031A07AS6	Non-Convertible Debt Securities	First Pari-passu	105.35	105.35	3.97	109.32	Present and Future Receivable s
39	7.69% Tax free 2015 Tranche II	INE031A07AT4	Non-Convertible Debt Securities	First Pari-passu	610.05	610.05	19.16	629.21	Present and Future Receivable s
					15,031.76	15,031.76	592.67	15,624.43	





No. HUDCO/SE/2022-23

2<sup>nd</sup> August, 2022

Listing Department BSE Limited, Phiroze Jeejeebhoy Towers, Dalal Street, Mumbai -400001 Scrip Code-540530	Listing Department National Stock Exchange of India Ltd. Exchange Plaza, C-1, Block-G, Bandra Kurla Complex, Bandra (E), Mumbai-400051 NSE Symbol-HUDCO
--------------------------------------------------------------------------------------------------------------------------	------------------------------------------------------------------------------------------------------------------------------------------------------------------------

Sub: Disclosure under Regulation 52(7) & (7A) of the Securities and Exchange Board of India (Listing Obligations and Disclosure Requirements) Regulations, 2015 ("Listing Regulations") – Qtr. Ended 30<sup>th</sup> June, 2022 – Revised Format of Disclosure specified in SEBI Operational Circular dated 29.07.2022

Dear Sir/ Ma'am,

In accordance with the captioned Regulations, the following is submitted:

Reg.	Particulars	Details
52(7)	A statement indicating the utilization of issue proceeds of non-convertible securities, which shall be continued to be given till such time the issue proceeds have been fully utilised or the purpose for which these proceeds were raised has been achieved.	The company has not raised any funds through issue of non-convertible securities during the quarter ended June 30, 2022 and the issue proceeds of non-convertible securities issued upto the year ended March 31, 2022, have been fully utilized for the purpose(s)/ objects stated in the offer documents/ Information memorandum, for which the necessary disclosure has already been made to Stock Exchange(s).
52(7A)	In case of any material deviation in the use of proceeds as compared to the objects of the issue, the same shall be indicated in the format as specified by the Board.	There has been no deviation / variation in the use of proceeds of non-convertible debt securities from the objects stated in the offer documents/ Information memorandum.

We enclose herewith the statement in the format prescribed vide the above referred SEBI circular.

The above is for information and record please.


Thanking You,

Yours Sincerely

For Housing &amp; Urban Development Corporation Ltd.



Harish Kumar Sharma  
Company Secretary & Compliance Officer



हाउसिंग एंड अर्बन डेवेलपमेंट कॉर्पोरेशन लिमिटेड ( भारत सरकार का उपक्रम )  
कोष 7ए, हडको भवन, भारत पर्यावास केन्द्र, लोधी रोड, नई दिल्ली-110003  
दूरभाष : 011-24648160 फैक्स : (011) 24625308, आई.एस.ओ. 9001:2015 प्रमाणित कंपनी  
वेबसाइट : www.hudco.org, सी आई एन : L74099DL1970G01005276, GST : 07AAACH0032A1ZF  
Housing & Urban Development Corporation Ltd., (A Govt. of India Enterprise)  
Core-7A, HUDCO Bhawan, India Habitat Centre, Lodhi Road, New Delhi - 110 003  
Tel : 011-24648160, Fax : 011-24625308 AN ISO 9001:2015 Certified Company  
website : www.hudco.org CIN : L74099DL1970G01005276 GST : 07AAACH0032A1ZF



## A. Statement of utilization of issue proceeds:

Name of the Issuer	ISIN	Mode of Fund Raising (Public issues/ Private placement)	Type of instrument	Date of raising funds	Amount Raised	Funds utilized	Any deviation (Yes/ No)	If it is Yes, then specify the purpose for which the funds were utilized	Remarks, if any
1	2	3	4	5	6	7	8	9	10
Housing and Urban Development Corporation Ltd.	-	-	-	-	-	-	-	-	-

## B. Statement of deviation/ variation in use of Issue proceeds:

Name of listed entity	Housing and Urban Development Corporation Ltd.					
Mode of Fund Raising	Public-Issue/Private Placement					
Type of instrument	Non-Convertible Debt Securities					
Date of Raising Funds	Date		(INR Crores)			
	Nil					
Amount Raised	Nil					
Report filed for quarter ended	30.06.2022					
Is there a Deviation / Variation in use of funds raised?	No					
Whether any approval is required to vary the objects of the issue stated in the prospectus/ offer document?	No					
If yes, details of the approval so required?	NA					
Date of approval	NA					
Explanation for the Deviation / Variation	NA					
Comments of the audit committee after review	NA					
Comments of the auditors, if any	NA					
Objects for which funds have been raised and where there has been a deviation, in the following table:						
Original Object	Modified Object, if any	Original Allocation	Modified allocation, if any	Funds Utilised	Amount of Deviation/ Variation for the half-year according to Applicable object (INR Crores and in %)	Remarks, if any

Deviation could mean:

- (a) Deviation in the objects or purposes for which the funds have been raised  
 (b) Deviation in the amount of funds actually utilized as against what was originally disclosed.

Name of Signatory  
 Designation

Harish Kumar Sharma  
 : Company Secretary

