



**Hardcastle & Waud
Manufacturing Co. Ltd**

BRABOURNE STADIUM,
87, VEER NARIMAN ROAD,
MUMBAI - 400 020.
CIN : L99999MH1945PLC004581
TEL. : 91-22-2283 7658-63
FAX : 91-22-2287 3176
E-MAIL : ho@hawcoindia.com
WEB : www.hawcoindia.in

9th November, 2019

BSE Ltd
Phiroz Jeejeebhoy Towers
Dalal Street
Mumbai 400 001

Dear Sirs,

**Re : Submission of unaudited Financial Results of the Company
for the quarter and half year ended 30th September, 2019**

Enclosed is a copy of unaudited financial results of the Company for the quarter and half year ended 30th September, 2019 together with a copy of the Limited Review Report of M/s. GMJ & Co., auditors of the Company as approved by the Board of Directors of the Company.

Thanking you,

Yours faithfully,
For **Hardcastle And Waud Manufacturing Company Limited**

**Smita Achrekar
Company Secretary & Compliance Officer**

Encl : a/a

Auditor's report on the quarterly and year to date unaudited financial results of Hardcastle & Waud Mfg Co. Ltd pursuant to the regulation 33 of the SEBI (Listing Obligations and Disclosure Requirements) Regulations, 2015, as amended

To,
The Board of Directors,
Hardcastle & Waud Mfg Co. Ltd

1. We have reviewed the accompanying Statement of Unaudited Financial Results of **Hardcastle & Waud Mfg Co. Ltd** ("the company") for the quarter ended September 30, 2019 and year to date from April 1, 2019 to September 30, 2019 ("the Statement") attached herewith, being submitted by the Company pursuant to the requirement of Regulation 33 of the SEBI (Listing Obligations and Disclosure Requirements) Regulations, 2015 as amended (the "Listing Regulations"). This Statement is the responsibility of the Company's Management and has been approved by the Board of Directors. Our responsibility is to issue a report on the statement based on our review.
2. We conducted our Limited Review in accordance with the standard on Review Engagement SRE 2410 'Review of Interim Financial Information Performed by Independent Auditors' issued by the Institute of Chartered Accountants of India. This standard requires that we plan and perform the review to obtain moderate assurance as to whether the interim Financial Statements are free of material misstatement. A review is limited primarily to inquiries of company personnel and analytical procedures applied to financial data and thus provide less assurance than an audit. We have not performed an audit and accordingly, we do not express an audit opinion.
3. Based on our review conducted as above, nothing has come to our attention that causes us to believe that the accompanying Statement of unaudited financial results prepared in accordance with applicable Indian Accounting Standards prescribed under section 133 of Companies Act 2013, read with rules thereunder and other recognized accounting practices and policies generally accepted in India, has not disclosed the information required to be disclosed in terms of Regulation 33 of the SEBI (Listing Agreement and Disclosure Requirements) Regulations, 2015, including the manner in which it is to be disclosed or that it contains any material misstatement.

For GMJ & Co

Chartered Accountants

Firm Registration No: 103429W



CA Atul Jain


Partner

M. No. 037097

UDIN:

Place : Mumbai


Date : November 9, 2019




UDIN NO. 19037097AAAAGH2184

Statement of Financial Results for the Quarter and Half Year Ended 30.09.2019

Sr. No	Particulars	Quarter ended			Half Year Ended		(₹ in Lakhs)
		30.09.2019 Unaudited	30.06.2019 Unaudited	30.09.2018 Unaudited	30.09.2019 Unaudited	30.09.2018 Unaudited	Year Ended 31.03.2019 Audited
I	Revenue from Operations	56.15	58.48	52.34	114.63	120.99	288.64
II	Other Income	6.68	3.11	3.05	9.79	14.12	19.97
III	Total Income (I+II)	62.83	61.59	55.39	124.42	135.11	308.61
IV	Expenses						
	Purchases of Stock-in-Trade	1.99	21.04	11.16	23.03	44.69	112.90
	Changes in Inventories of Stock-in-Trade	5.58	(2.64)	4.80	2.94	1.24	(1.69)
	Employee Benefits Expenses	10.91	16.35	13.77	27.26	28.63	64.07
	Finance Costs	-	0.04	-	0.04	-	0.31
	Depreciation and Amortisation Expenses	9.89	10.06	8.36	19.95	17.55	37.74
	Rent, Rates and Taxes	2.10	3.40	2.64	5.50	5.16	10.62
	Travelling and Conveyance	0.73	1.61	6.85	2.34	7.29	17.50
	Other Expenses	10.56	16.10	20.62	26.66	45.99	48.43
	Total Expenses	41.76	65.96	68.20	107.72	150.55	289.88
V	Profit/(Loss) before exceptional items and tax (III-IV)	21.07	(4.37)	(12.81)	16.70	(15.44)	18.73
VI	Exceptional Items	-	-	-	-	-	-
VII	Profit/(Loss) before extraordinary items and tax (V - VI)	21.07	(4.37)	(12.81)	16.70	(15.44)	18.73
VIII	Extraordinary Items	-	-	-	-	-	-
IX	Profit/(Loss) before tax (VII- VIII)	21.07	(4.37)	(12.81)	16.70	(15.44)	18.73
X	Tax Expense						
	Current Tax	0.95	-	(0.75)	0.95	-	-
	Deferred Tax	(0.37)	10.51	1.80	10.14	(1.68)	6.23
	Provision for Earlier Years	-	-	-	-	0.52	0.52
XI	Profit/(Loss) for the period (IX-X)	20.49	(14.88)	(13.86)	5.61	(14.28)	11.98
XII	Other Comprehensive Income						
	A (i) Items that will not be reclassified to Profit or (Loss)	2.83	(0.33)	2.15	2.50	1.65	(13.92)
	(ii) Income tax relating to items that will not be reclassified to Profit or (Loss)	0.95	-	1.44	0.95	1.21	5.31
	B (i) Items that will be reclassified to Profit or (Loss)	-	-	-	-	-	-
	(ii) Income tax relating to items that will be reclassified to Profit or (Loss)	-	-	-	-	-	-
	Total of Other Comprehensive Income, net of tax	3.78	(0.33)	3.59	3.45	2.86	(8.61)
XIII	Total Comprehensive Income (XI+XII) (Comprising Profit/(Loss) and other Comprehensive Income for the period)	24.27	(15.21)	(10.27)	9.06	(11.42)	3.37
XIV	Paid-up equity share capital - (Face Value of Rs. 10/- each)	67.95	67.95	67.95	67.95	67.95	67.95
XV	Earnings per share of Rs 10/- each, (Not annualised) :						
	a) Basic	3.02	(2.19)	(2.04)	0.83	(2.10)	1.76
	b) Diluted	3.02	(2.19)	(2.04)	0.83	(2.10)	1.76



SEGMENT-WISE REVENUE, RESULTS, ASSETS & LIABILITIES:							
Sr. No	Particulars	Quarter ended			Half Year Ended		(₹ in Lakhs)
		30.09.2019 Unaudited	30.06.2019 Unaudited	30.09.2018 Unaudited	30.09.2019 Unaudited	30.09.2018 Unaudited	Year Ended 31.03.2019 Audited
I	Segment Revenue						
	a) Trading	13.05	28.07	20.29	41.12	57.61	150.51
	b) Investments	7.41	(5.41)	0.58	2.00	0.74	7.14
	c) Leasing	35.69	35.82	31.47	71.51	62.64	130.99
	Total	56.15	58.48	52.34	114.63	120.99	288.64
II	Segment Results - Profit / (Loss) before tax and interest						
	a) Trading	6.20	8.05	4.63	14.25	11.52	37.53
	b) Investments	7.40	(5.40)	1.04	2.00	(7.14)	7.14
	c) Leasing	24.05	21.70	9.64	45.75	25.82	98.46
	Total	37.65	24.35	15.31	62.00	30.20	143.13
	less : Interest	-	(0.04)	-	(0.04)	-	(0.31)
	Less : Extra-Ordinary Items	-	-	-	-	-	-
	Add : All other un-allocable (expenditure)/Income	(16.58)	(28.68)	(28.12)	(45.26)	(45.64)	(124.09)
	Total Profit / (Loss) Before Tax	21.07	(4.37)	(12.81)	16.70	(15.44)	18.73
III	Segment Assets						
	a) Trading	28.17	45.39	31.69	28.17	31.69	72.15
	b) Investments	2,022.23	1,991.99	2,055.66	2,022.23	2,055.66	1,990.98
	c) Leasing	1,794.17	1,789.71	858.01	1,794.17	858.01	1,643.69
	Total	3,844.57	3,827.09	2,945.36	3,844.57	2,945.36	3,706.82
	Add:Unallocated Corporate Assets	89.41	113.20	966.70	89.41	966.70	246.79
	Total	3,933.98	3,940.29	3,912.06	3,933.98	3,912.06	3,953.61
IV	Segment Liabilities						
	a) Trading	0.14	18.25	0.11	0.14	0.11	0.11
	b) Investments	-	-	1.95	-	1.95	-
	c) Leasing	219.72	220.00	222.24	219.72	222.24	220.00
	Total	219.86	238.25	224.30	219.86	224.30	220.11
	Add:Unallocated Corporate Liabilities	24.38	36.56	21.87	24.38	21.87	52.82
	Total	244.24	274.81	246.17	244.24	246.17	272.93
	Add:Net Worth	3,689.74	3,665.48	3,665.89	3,689.74	3,665.89	3,680.68
	Total	3,933.98	3,940.29	3,912.06	3,933.98	3,912.06	3,953.61



Statement of Assets & Liabilities				(₹ in Lakhs)	
				30.09.2019 Unaudited	31.03.2019 Audited
ASSETS					
I	Non-current assets				
	Property, Plant and Equipment			363.12	376.87
	Capital work-in Progress			9.58	-
	Investment Properties			654.67	660.71
	Financial Assets				
	Investments			1,949.77	1,990.98
	Deferred tax assets (net)			11.15	21.28
	Other non-current assets			811.85	827.83
				3,800.14	3,877.67
II	Current Assets				
	Inventories			-	2.94
	Financial Assets				
	Investments			72.45	-
	Trade receivables			28.18	36.23
	Cash and cash equivalents			28.89	33.94
	Other Current Assets			4.32	2.83
				133.84	75.94
	TOTAL ASSETS			3,933.98	3,953.61
EQUITY AND LIABILITIES					
	EQUITY				
	Equity Share Capital			67.95	67.95
	Other Equity			3,621.80	3,612.73
				3,689.75	3,680.68
	LIABILITIES				
I	Non-current liabilities				
				-	-
				-	-
II	Current liabilities				
	Financial Liabilities				
	Borrowings			-	25.01
	Trade Payables due to				
	(i) Micro & Small Enterprise			-	-
	(ii) Other than Micro & Small Enterprise			0.09	3.17
	Other financial liabilities			232.17	232.78
	Provisions			11.97	11.97
				244.23	272.93
	TOTAL EQUITY AND LIABILITIES			3,933.98	3,953.61



Statement of Cash Flow		(₹ in Lakhs)	
Particulars	Half Year ended 30/09/2019	Half Year ended 30/09/2018	
	₹	₹	
Cash flow from Operating Activities			
Profit before Tax	16.70	(15.44)	
Adjustments for:			
Provision for Leave Encashment	-	-	
Provision for Gratuity	-	(0.27)	
Net gain on fair valuation of investments	(1.17)	7.67	
Net gain on sale of investments	(0.83)	(0.70)	
(Profit)/Loss on Sale of Property, Plant and Equipments (net)	-	-	
Depreciation & Amortisation	19.95	17.55	
Dividend income	(0.02)	(0.03)	
Interest Income	(1.80)	(7.72)	
Operating Profit/(Loss) before Working Capital Changes	32.83	1.06	
(Decrease)/Increase in Trade Payables	(3.08)	2.27	
(Decrease)/Increase in Other Current Liabilities	(0.60)	1.34	
Decrease/(Increase) in Other non-current assets	4.57	(0.88)	
Decrease/(Increase) in Trade Receivables	8.06	12.27	
Decrease/(Increase) in Inventories	2.93	1.24	
(Increase)/Decrease in Other current assets	(1.48)	3.46	
Cash generated from Operations	43.23	20.76	
Direct Taxes Paid (Net)	11.40	19.93	
Net Cash Flow from Operating Activities - (A)	54.63	40.69	
Cash Flows from Investing Activities			
Purchase of Property, Plant and Equipments	(9.75)	(27.86)	
Fixed Deposits with Banks	-	(0.27)	
(Purchase)/Sale of Investments (net)	(26.74)	(19.63)	
Dividend Received	0.02	0.03	
Interest Received	1.80	0.33	
Net cash used in Investing Activities - (B)	(34.67)	(47.40)	
Cash Flow from Financing Activities			
(Repayment)/Received - Current Borrowing (Net)	(25.01)	-	
Net Cash (used in)/generated from Financing Activities (C)	(25.01)	-	
(Decrease)/Increase in Cash and Cash Equivalents (A+B+C)	(5.05)	(6.71)	
Cash and Cash Equivalents at Beginning of the year	26.44	25.71	
Cash and Cash Equivalents at End of the period/year	21.39	19.00	
Components of Cash and Cash Equivalents			
Cash on Hand	0.36	0.40	
Balances with Scheduled Banks - In Current Accounts	21.03	18.59	
Cheques on Hand	-	-	
Fixed Deposits with Banks	7.50	7.50	
	28.89	26.50	
Less: Fixed deposits not considered as cash equivalents	(7.50)	(7.50)	
Cash and cash equivalents in cash flow statement	21.39	19.00	


NOTES :

- 1) The above results have been reviewed by the Audit Committee and by the Board of Directors at their respective meeting held on 9th November, 2019.
- 2) Investors can visit the Company's website at www.hawcoindia.in for updated information.
- 3) Figures of the previous period have been regrouped/rearranged wherever necessary/practicable to conform to the current presentation.
- 4) Effective 1st April, 2019 IND AS 116 'Leases' has become applicable to the Company. However, there is no impact thereof on the financial results.

By Order of the Board

LD

Date : 9th November 2019
Place: Mumbai



Om Prakash Adukia
Director