



GTV Engineering Limited

Head Off. & Works: 216-217-218, New Industrial Area-II, Mandideep-462046 (Bhopal)
Telephone: 0091-7480-233309, 401044. Fax: 0091-7480-233068. E-mail: mail@gtv.co.in
CIN: L31102MP1990PLC006122, Website: www.gtv.co.in

GTV/BSE/22

Date: 14.11.2022

To
Listing Department
BSE Limited,
P.J Towers, Dalal Street
Mumbai- 400001

Subject: Outcome of Board Meeting

Dear Sir,

In terms of Regulation 30 of SEBI (Listing Obligations and Disclosure Requirements) Regulations 2015, we hereby inform you that the Board Meeting held on 14th November, 2022 was commenced at 02.10 PM and concluded at 04.15 PM. The Board of Directors in their meeting inter-alia considered and approved the following matters:-

1. To consider and approve the Un-Audited Financial Results for the Quarter and Half Year Ended 30th September, 2022.
2. To consider and approve the Limited Review Report.

In compliance with Regulation 33 of SEBI (Listing Obligations and Disclosure Requirements) Regulations, 2015, we are enclosing herewith the following:

1. Statement showing the Un-Audited Financial Results for the Quarter and Half Year Ended 30th September, 2022.
2. Statements of Assets & Liabilities and Cash Flow Statement for Quarter and Half Year Ended 30th September 2022.
3. Limited Review Report of the Auditor for the Quarter Ended 30th September, 2022.


The necessary arrangements have been made to publish the extracts of the above financial results in the newspaper. Please take the above information on record.

Thanking You,

Yours faithfully,

For GTV Engineering Limited

Ankit Rohit
Company Secretary and Compliance Officer



STATEMENT OF UNAUDITED RESULTS FOR THE QUARTER AND HALF YEAR ENDED SEPTEMBER 30TH, 2022

PART-1		(Rs. in lakhs except EPS Data)				
Particulars	Quarterly			Year to Date figures for Period ended		Yearly
	3 months ended (30/09/2022)	Preceding 3 months ended (30/06/2022)	Corresponding 3 months ended in the previous year (30/09/2021)	Year to Date figures for current Period ended (30/09/2022)	Year to Date figures for the previous year ended (30/09/2021)	Previous accounting year ended (31/03/2022)
	Un-Audited	Un-Audited	Un-Audited	Un-Audited	Un-Audited	Audited
I. Income from Operations						
(a) Net Sales/Income from operations	2157.13	2634.46	2153.60	4791.59	3433.95	7742.14
(b) Other Operating Income	0.00	0.00	0.00	0.00	0.00	0.00
Total Income from Operations (Net)	2157.13	2634.46	2153.60	4791.59	3433.95	7742.14
II. Other Income	0.13	229.70	5.73	229.83	8.09	97.44
III. Total Income	2157.26	2864.16	2159.33	5021.42	3442.04	7839.58
IV. Expenses						
a. Cost of Materials consumed	2079.06	1917.02	1935.34	3996.08	3040.28	7254.34
b. Purchase of stock-in-trade	0.00	0.00	0.00	0.00	0.00	0.00
c. Changes in inventories of finished good, work-in-progress and stock in trade	(201.84)	733.61	3.26	531.77	12.34	(347.13)
d. Employee benefits expenses	44.87	43.86	47.42	88.73	87.55	190.47
e. Finance Cost	3.77	3.22	5.85	6.99	8.01	21.80
f. Depreciation and amortisation expenses	24.70	25.66	24.81	50.36	49.93	95.13
g. Other expenses	174.34	125.89	116.18	300.23	206.32	497.37
Total Expenses	2124.90	2849.26	2132.86	4974.16	3404.43	7711.98
V. Profit / (Loss) before exceptional items and tax (III-IV)	32.36	14.90	26.47	47.26	37.61	127.60
VI. Exceptional Items	0.00	0.00	0.00	0.00	0.00	0.00
VII. Profit / (Loss) from before tax (V-VI)	32.36	14.90	26.47	47.26	37.61	127.60
VIII. Tax expense						
a) Current Tax	0.00	0.00	0.00	0.00	0.00	35.99
b) Deferred Tax	0.00	0.00	0.00	0.00	0.00	0.00
IX. Profit for the period for continuing operations (VII-VIII)	32.36	14.90	26.47	47.26	37.61	91.61
X. Profit/Loss for the period for Discontinuing operations	0.00	0.00	0.00	0.00	0.00	0.00
XI. Tax Expenses for Discontinuing Operations	0.00	0.00	0.00	0.00	0.00	0.00
XII. Profit / Loss from Discontinuing Operations after Tax (X-Xi)	0.00	0.00	0.00	0.00	0.00	0.00
XIII. Profit/Loss for the period (IX + XII)	32.36	14.90	26.47	47.26	37.61	91.61
XIV. Other Comprehensive Income:	0.00	0.00	0.00	0.00	0.00	0.00
A (i) Item that will not be reclassified to P&L	0.00	0.00	0.00	0.00	0.00	0.00
(ii) Income Tax relating to items that will not be reclassified to P&L	0.00	0.00	0.00	0.00	0.00	0.00
B (i). Item that will reclassified to P&L	0.00	0.00	0.00	0.00	0.00	0.00
(ii) Income Tax relating to items that will be reclassified to P&L	0.00	0.00	0.00	0.00	0.00	0.00
XV. Total comprehensive income for te period (XIII-XIV) (Comprising Profit)	32.36	14.90	26.47	47.26	37.61	91.61
XII. Paid-up equity share capital (Face Value of the Share Rs. 10/- each)	312.38	312.38	312.38	312.38	312.38	312.38
XIV. Earnings Per Share (Basic & Diluted)	1.04	0.48	0.85	1.51	1.20	2.93
	1.04	0.48	0.85	1.51	1.20	2.93


Notes:

- The above results were reviewed by the Audit Committee and approved by the Board at their respective Meeting held on 14.11.2022 and the statutory auditor of the company have also carried out Audit Report of the Unaudited Results for the Quarter & Half Year Ended on 30.09.2022.
- The Company has adopted Indian Accounting Standards ("IND AS") notified by the Ministry of Corporate Affairs with effect from 1st April, 2017. Accordingly the financial results for the Quarter Ended 30th September, 2022 are in compliance with IND AS and other accounting principals generally accepted in India and the results for the comparative Quarter Ended 30th September, 2021 is also in compliance with the IND AS.
- Previous period figures have been regrouped whenever necessary to confirm to this period classification.

Date: 14.11.2022
Place: Mandideep

For and on behalf of the Board
For GTV Engineering Limited

Mahesh Agrawal
Managing Director



GTV ENGINEERING LIMITED

(CIN: L31102MP1990PLC006122)

Statement of Assets and Liabilities as on 30.09.2022


Standalone / Consolidated Statement of Assets and Liabilities		As at 30 September, 2022 (Un-Audited)	As at 31 March, 2022 (Audited)
Particulars			
A	ASSETS	(Rs. in Lakhs)	(Rs. in Lakhs)
1	Non-current assets		
	(a) Property, Plant & Equipments	1,287.13	1,237.39
	(i) Other Intangible Assets	3.32	3.32
	(b) Goodwill on consolidation *	--	--
	(c) Financial Assets		
	(i) Investments	1,145.58	850.00
	(ii) Loans & Advances	--	--
	(d) Deferred tax assets (net)	--	--
	(e) Other non-current assets	--	--
	Sub-Total - Non-current assets	2,436.03	2,090.71
2	Current Assets		
	(a) Inventories	375.07	1,217.86
	(b) Financial Assets		
	(i) Trade receivables	843.77	165.16
	(ii) Cash and cash equivalents	216.88	179.22
	(iii) Short-term loans and advances	1,569.83	1,057.57
	(c) Other current assets	--	--
	Sub-Total - Current assets	3,005.55	2,619.81
	TOTAL - ASSETS	5,441.58	4,710.52
B	EQUITY AND LIABILITIES		
1	Equity		
	(a) Equity Share Capital	312.38	312.38
	(b) Other Equity (Reserves and Surplus)	2,421.12	2,374.58
	Sub-Total - Equity	2,733.50	2,686.96
2	Non-current liabilities		
	(a) Long-term borrowings	8.33	11.73
	(b) Deferred tax liability (net)	4.88	4.88
	(c) Other long term liabilities	--	--
	(d) Long term provisions	--	--
	Sub-Total - Non-current liabilities	13.21	16.61
3	Current Liabilities		
	(a) Financial Liabilities		
	(i) Short-term borrowings	666.42	585.44
	(ii) Trade payables	594.02	331.98
	(b) Other current liabilities	1,381.56	1,026.25
	(c) Short-term provisions	52.86	63.27
	Sub-Total - Current liabilities	2,694.86	2,006.94
	TOTAL- EQUITY AND LIABILITIES	5,441.58	4,710.52

Notes:

- Figures for the previous period's have been regrouped/rearranged wherever considered necessary.
- The above results have been reviewed by audit committee and approved by Board of Directors of company at its meeting held on 14.11.2022.
- The figures of the quarter ended 30th September, 2022 are the balancing figures between figures in respect of the unaudited year to date published figures upto the second quarter ended 30th Sept' 2022 & the Quarter ended 30th June, 2022 of the relevant financial year.

Date: **14th November, 2022**


Place: Mandideep



GTV ENGINEERING LIMITED

Cash Flow Statement for the year ended as on 30th September, 2022

Particulars	For the period as at		For the year ended	
	30th Sept, 2022		31st March 2022	
A. Cash flow from operating activities		4,726,682		12,760,373
Net Profit / (Loss) before extraordinary items and tax				
<u>Adjustments for:</u>				
Depreciation and amortisation	5,035,553		9,578,984	
Deferred Taxes				
Finance costs	698,592		2,180,470	
Profit from Sale of Assets	0		(4,200,130)	
Capital Subsidy	0		(3,957,800)	
Interest income	(22,982,922)		(1,586,416)	
		(17,248,777)		2,015,108
Operating profit / (loss) before working capital changes		(12,522,095)		14,775,481
<u>Changes in working capital:</u>				
<u>Adjustments for (increase) / decrease in operating assets:</u>				
Inventories	84,278,932		(48,028,178)	
Trade receivables	(67,860,210)		77,579,657	
Short-term loans and advances	(51,226,373)		(78,787,807)	
<u>Adjustments for increase / (decrease) in operating liabilities:</u>				
Trade payables	26,204,276		(29,874,736)	
Other current liabilities	35,530,992		(6,505,583)	
Short-term provisions	(1,041,342)		2,853,825	
Long-term advance from customers	0		0	
		25,886,276		(82,762,822)
Cash flow from extraordinary items				
Cash generated from operations				
Net income tax (paid) / refunds		(73,190)		(3,599,032)
Net cash flow from / (used in) operating activities (A)		13,290,990		(71,586,373)
B. Cash flow from investing activities				
Proceeds from sale of Fixed Assets			961,416	
Capital expenditure on fixed assets, including capital advances	(10,009,646)		(3,049,523)	
Interest	22,982,922		1,586,416	
Capital Subsidy			3,957,800	
Profit from Sales of Assets			4,200,130	
Proceeds from sale of non current investments	0		0	
- Associates	(29,557,500)		0	
Loans realised				
- Subsidiaries			0	
- Associates	(339,500)		(2,248,674)	
		(16,923,724)		5,407,564
Cash flow from extraordinary items		0	0	0
Net income tax (paid) / refunds			0	0
Net cash flow from / (used in) investing activities (B)		(16,923,724)		5,407,564
C. Cash flow from financing activities				
Net increase / (decrease) in working capital borrowings	8,098,330		(3,625,426)	
Finance cost	(698,592)		(2,180,470)	
		7,399,738		(5,805,896)
Cash flow from extraordinary items				
Net cash flow from / (used in) financing activities (C)		7,399,738		(5,805,896)
Net increase / (decrease) in Cash and cash equivalents (A+B+C)		3,767,004		(71,984,705)
Cash and cash equivalents at the beginning of the year		17,921,954		89,906,659
Effect of exchange differences on restatement of foreign currency Cash and cash				
Cash and cash equivalents at the end of the year		21,688,958		17,921,954
Reconciliation of Cash and cash equivalents with the Balance Sheet:				
Cash and cash equivalents as per Balance Sheet		21,688,958		17,921,954
Less: Bank balances not considered as Cash and cash equivalents as defined in AS				
Net Cash and cash equivalents (as defined in AS 3 Cash Flow Statements) included				
Add: Current investments considered as part of Cash and cash equivalents (as				
Cash and cash equivalents at the end of the year *				
* Comprises:		(0)		0
(a) Cash on hand	118,419		210,656	
(b) Cheques, drafts on hand				
(c) Balances with banks				
(i) In current accounts	14,876		155,635	
(ii) In EEFC accounts				
(iii) In Term deposit accounts with banks	21,555,663		17,555,663	
(iv) In earmarked accounts				
(d) Others				
(e) Current investments considered as part of Cash and cash equivalents (Refer				
		21,688,958		17,921,954



RATH DINESH & ASSOCIATES

CHARTERED ACCOUNTANTS

Head Office:

F-1, Plot No. 70, Zone-I 17 CA - Slice - 5

M.P. Nagar, Bhopal-462011

Ph.: 0755-2559744, 2556113

Mob. 9425009421

E-Mail: ajayrath@hotmail.com

Indore Branch:

Scheme - 78

Vijay Nagar

Indore - 452010

Mob: 9425354043



LIMITED REVIEW REPORT FOR THE QUARTER ENDED 30th SEPTEMBER, 2022

To

The Board of Directors

GTV Engineering Limited

216-217-218, New Industrial Area-II

Mandideep-462046

We have reviewed the accompanying statement of Unaudited Financial Results of **GTV ENGINEERING LIMITED, BHOPAL** for the Quarter Ended on 30th September, 2022. This statement is the responsibility of the Company's Management and has been approved by the Board of Directors. Our responsibility is to issue a report on these financial statements based on our review.

We conducted our review in accordance with the Standard on Review Engagement (SRE) 2400, Engagements to Review Financial Statements issued by the Institute of Chartered Accountants of India. This standard requires that we plan and perform the review to obtain moderate assurance as to whether the financial statements are free of material misstatement. A review is limited primarily to inquiries of company personnel and analytical procedures applied to financial data and thus provide less assurance than an audit. We have not performed an audit and accordingly, we do not express an audit opinion.

Based on our review conducted as above, nothing has come to our attention that causes us to believe that the accompanying statement of unaudited financial results prepared in accordance with applicable accounting standards and other recognized accounting practices and policies has not disclosed the information required to be disclosed in terms of Regulation 33 of the SEBI (Listing Obligations and Disclosure Requirements) Regulations, 2015 including the manner in which it is to be disclosed, or that it contains any material misstatement.

For RATH DINESH & ASSOCIATES
Chartered Accountants



CA AJAY RATH

Partner

M No: 075111

UDIN: 22075111BDAWZG2292

Place: Bhopal

Date: 14.11.2022