



GTV Engineering Limited

Head Off. & Works: 216-217-218, New Industrial Area-II, Mandideep-462046 (Bhopal)
Telephone: 0091-7480-233309,401044.Fax:0091-7480-233068.E-mail: mail@gtv.co.in
CIN: L31102MP1990PLC006122,Website:www.gtv.co.in

GTV/BSE/23

Date: 29.05.2023

To
Listing Department
Bombay Stock Exchange Limited,
P.J Towers, Dalal Street
Mumbai- 400001

Subject: Outcome of Board Meeting

Dear Sir,

In terms of Regulation 30 of SEBI (Listing Obligations and Disclosure Requirements) Regulations 2015, we hereby inform you that the Board Meeting held on 29th May, 2023 was commenced at 02.10 PM and concluded at 04.05 PM. The Board of Directors in their meeting inter-alia considered and approved the following matters:-

1. To consider and approve the Annual Audited Financial Results for the quarter and year ended 31st March, 2023.
2. To consider and approve the Auditor Report.


In compliance with Regulation 33 of SEBI (Listing Obligations and Disclosure Requirements) Regulations, 2015, we are enclosing herewith the following:

1. Statement showing the Standalone Annual Audited Financial Results for the quarter and year ended 31st March, 2023.
2. Standalone Auditor's Report for the Financial Year ended 31st March, 2023.
3. Statement Showing Assets & Liabilities and Cash Flow for the year Ended 31st March, 2023.
4. Declaration as per SEBI Circular dated 27th May, 2016.

The necessary arrangements have been made to publish the extracts of the above financial results in the newspaper. Please take the above information on record.

Thanking You

For GTV Engineering Limited



Ankit Rohit
Company Secretary and Compliance Officer

STATEMENT OF AUDITED RESULTS FOR THE QUARTER AND YEAR ENDED MARCH 31ST, 2023

(Rs. in lakhs except EPS Data)						
PART-1	Quarterly			Year to Date figures for Period ended		Yearly
Particulars	3 months ended (31/03/2023)	Preceding 3 months ended (31/12/2022)	Corresponding 3 months ended in the previous year (31/03/2022)	Year to Date figures for current Period ended (31/03/2023)	Year to Date figures for the previous year ended (31/03/2022)	Previous accounting year ended (31/03/2022)
	Audited	Un-Audited	Audited	Audited	Audited	Audited
I. Income from Operations						
(a) Net Sales/Income from operations	2776.42	2039.65	1589.67	9607.66	7742.14	7742.14
(b) Other Operating Income	0.00	0.00	0.00	0.00	0.00	0.00
Total Income from Operations (Net)	2776.42	2039.65	1589.67	9607.66	7742.14	7742.14
II. Other Income	84.73	0.13	89.22	314.69	97.44	97.44
III. Total Income	2861.15	2039.78	1678.89	9922.35	7839.58	7839.58
IV. Expenses						
a. Cost of Materials consumed	1743.89	2232.75	1671.52	7972.72	7254.34	7254.34
b. Purchase of stock-in-trade	0.00	0.00	0.00	0.00	0.00	0.00
c. Changes in inventories of finished good, work-in-progress and stock in trade	406.61	(399.07)	(295.07)	539.31	(347.13)	(347.13)
d. Employee benefits expenses	39.92	48.65	49.51	177.30	190.47	190.47
e. Finance Cost	8.92	6.54	4.92	22.45	21.80	21.80
f. Depreciation and amortisation expenses	7.56	24.70	19.75	82.62	95.13	95.13
g. Other expenses	266.01	94.96	168.70	661.20	497.37	497.37
Total Expenses	2472.91	2008.53	1619.33	9455.60	7711.98	7711.98
V. Profit / (Loss) before exceptional items and tax (III-IV)	388.24	31.25	59.56	466.75	127.60	127.60
VI. Exceptional Items	0.00	0.00	0.00	0.00	0.00	0.00
VII. Profit / (Loss) from before tax (V-VI)	388.24	31.25	59.56	466.75	127.60	127.60
VIII. Tax expense						
a) Current Tax	56.86	0.00	33.62	56.86	35.99	35.99
b) Deferred Tax	0.00	0.00	0.00	0.00	0.00	0.00
IX. Profit for the period for continuing operations (VII-VIII)	331.38	31.25	25.94	409.89	91.61	91.61
X. Profit/Loss for the period for Discontinuing operations	0.00	0.00	0.00	0.00	0.00	0.00
XI. Tax Expenses for Discontinuing Operations	0.00	0.00	0.00	0.00	0.00	0.00
XII. Profit / Loss from Discontinuing Operations after Tax (X-XI)	0.00	0.00	0.00	0.00	0.00	0.00
XIII. Profit/Loss for the period (IX + XII)	331.38	31.25	25.94	409.89	91.61	91.61
XIV. Other Comprehensive Income:	0.00	0.00	0.00	0.00	0.00	0.00
A (i) Item that will not be reclassified to P&L	0.00	0.00	0.00	0.00	0.00	0.00
(ii) Income Tax relating to items that will not be reclassified to P&L	0.00	0.00	0.00	0.00	0.00	0.00
B (i). Item that will reclassified to P&L	0.00	0.00	0.00	0.00	0.00	0.00
(ii) Income Tax relating to items that will be reclassified to P&L	0.00	0.00	0.00	0.00	0.00	0.00
XV. Total comprehensive income for the period (XIII-XIV) (Comprising Profit/Loss and other comprehensive Income for the period)	331.38	31.25	25.94	409.89	91.61	91.61
XVI. Paid-up equity share capital (Face Value of the Share Rs. 10/- each)	312.38	312.38	312.38	312.38	312.38	312.38
XVII. Earnings Per Share (Basic & Diluted)	10.61	1.00	0.83	13.12	2.93	2.93
	10.61	1.00	0.83	13.12	2.93	2.93

Notes:


- The above results were reviewed by the Audit Committee and approved by the Board at their respective Meeting held on 29.05.2023 and the statutory auditor of the company have also carried out Audit Report of the Audited Results for the Quarter and the Year Ended on 31.03.2023.
- The Company has adopted Indian Accounting Standards ("IND AS") notified by the Ministry of Corporate Affairs with effect from 1st April, 2017. Accordingly the financial results for the Quarter and the Year Ended on 31st March, 2023 are in compliance with IND AS and other accounting principals generally accepted in India and the results for the comparative Quarter Ended 31st March, 2022 is also in compliance with the IND AS.
- Previous period figures have been regrouped whenever necessary to confirm to this period classification.

Date: 29.05.2023

Place: Mandideep

For and on behalf of the Board
For GTV Engineering Limited

Mahesh Agrawal
Managing Director



GTV ENGINEERING LIMITED

(CIN: L31102MP1990PLC006122)

Statement of Assets and Liabilities as on 31.03.2023

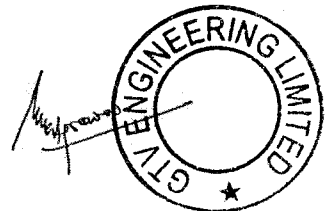
Standalone / Consolidated Statement of Assets and Liabilities		As at 31 March, 2023 (Audited)	As at 31 March, 2022 (Audited)
Particulars			
A	ASSETS	(Rs. in Lakhs)	(Rs. in Lakhs)
1	Non-current assets		
	(a) Property, Plant & Equipments	1,255.12	1,237.39
	(i) Other Intangible Assets	2.65	3.32
	(b) Goodwill on consolidation *	--	--
	(c) Financial Assets		
	(i) Investments	895.58	850.00
	(ii) Loans & Advances	--	--
	(d) Defferred tax assets (net)	--	--
	(e) Other non-current assets	--	--
	Sub-Total - Non-current assets	2,153.35	2,090.71
2	Current Assets		
	(a) Inventories	767.12	1,217.86
	(b) Financial Assets		
	(i) Trade receivables	1,783.55	165.16
	(ii) Cash and cash equivalents	226.80	179.22
	(iii) Short-term loans and advances	767.10	1,057.57
	(c) Other current assets	--	--
	Sub-Total - Current assets	3,544.57	2,619.81
	TOTAL - ASSETS	5,697.92	4,710.52
B	EQUITY AND LIABILITIES		
1	Equity		
	(a) Equity Share Capital	312.39	312.39
	(b) Other Equity (Reserves and Surplus)	2,784.47	2,374.58
	Sub-Total - Equity	3,096.86	2,686.97
2	Non-current liabilities		
	(a) Long-term borrowings	152.84	11.73
	(b) Deferred tax liability (net)	-	4.88
	(c) Other long term liabilities	--	--
	(d) Long term provisions	--	--
	Sub-Total - Non-current liabilities	152.84	16.61
3	Current Liabilities		
	(a) Financial Liabilities		
	(i) Short-term borrowings	605.64	585.44
	(ii) Trade payables	166.22	331.98
	(b) Other current liabilities	1,648.51	1,026.25
	(c) Short-term provisions	27.84	63.27
	Sub-Total - Current liabilities	2,448.21	2,006.94
	TOTAL- EQUITY AND LIABILITIES	5,697.92	4,710.52

Notes:

- Figures for the previous quarter / quarters / year are regrouped / rearranged wherever necessary.
- The above results have been reviewed by audit committee and approved by Board of Directors of company at its meeting held on 29.05.2023.
- The figures of the quarter ended 31st March 2023 are the balancing figures between audited figures in respect of the financial year ended 31st March 2023 and the published year-to-date figures upto the third quarter of the relevent financial year.

Date: 29th May, 2023

Place: Mandideep



GTV ENGINEERING LIMITED


Cash Flow Statement for the year ended as on 31st March 2023

Particulars	For the period as at		For the year ended	
	31st March 2023		31st March 2022	
A. Cash flow from operating activities		46,674,886		12,760,373
Net Profit / (Loss) before extraordinary items and tax				
<u>Adjustments for:</u>				
Depreciation and amortisation	8,328,878		9,578,984	
Deferred Taxes			2,180,470	
Finance costs	2,245,280		(4,200,130)	
Profit From sale Of Assets	0		(3,957,800)	
Capital Subsidy	(7,915,600)		(1,586,416)	
Interest income	(1,503,775)			
		1,154,783		2,015,108
Operating profit / (loss) before working capital changes		47,829,669		14,775,481
<u>Changes in working capital:</u>				
<u>Adjustments for (increase) / decrease in operating assets:</u>				
Inventories	45,074,005		(48,028,178)	
Trade receivables	(161,838,507)		77,579,657	
Short-term loans and advances	29,046,871		(78,787,807)	
<u>Adjustments for increase / (decrease) in operating liabilities:</u>				
Trade payables	(16,576,533)		(29,874,736)	
Other current liabilities	62,225,961		(6,505,583)	
Short-term provisions	(3,542,595)		2,853,825	
Increase (Decrease) in other Liabilities	(488,235)			
		(46,099,032)		(82,762,823)
Cash flow from extraordinary items				
Cash generated from operations				
Net income tax (paid) / refunds		(5,685,997)		(3,599,032)
Net cash flow from / (used in) operating activities (A)		(3,955,362)		(71,586,373)
B. Cash flow from investing activities				
Proceeds from sale of Fixed assets	0		961,416	
Capital expenditure on fixed assets, including capital advances	(10,035,406)		(3,049,523)	
Interest	1,503,775		1,586,416	
Capital Subsidy	7,915,600		3,957,800	
Profit From sale Of Assets	0		4,200,130	
Proceeds from sale of non current investments	(4,557,500)		0	
- Associates			0	
Loans realised			0	
- Subsidiaries			0	
- Associates	211,847		(2,248,674)	
		(4,961,684)		5,407,563
Cash flow from extraordinary items		0	0	0
Net income tax (paid) / refunds			0	0
Net cash flow from / (used in) investing activities (B)		(4,961,684)		5,407,563
C. Cash flow from financing activities				
Net increase / (decrease) in working capital borrowings	2,020,222		(3,625,426)	
Net increase / (decrease) in Term Loan	13,900,000			
Finance cost	(2,245,280)		(2,180,470)	
		13,674,942		(5,805,896)
Cash flow from extraordinary items				
Net cash flow from / (used in) financing activities (C)		13,674,942		(5,805,896)
Net increase / (decrease) in Cash and cash equivalents (A+B+C)		4,757,896		(71,984,707)
Cash and cash equivalents at the beginning of the year		17,921,952		89,906,659
Effect of exchange differences on restatement of foreign currency Cash and cash				
Cash and cash equivalents at the end of the year		22,679,848		17,921,952
Reconciliation of Cash and cash equivalents with the Balance Sheet:				
Cash and cash equivalents as per Balance Sheet		22,679,848		17,921,952
Less: Bank balances not considered as Cash and cash equivalents as defined in AS				
Net Cash and cash equivalents (as defined in AS 3 Cash Flow Statements) included				
Add: Current investments considered as part of Cash and cash equivalents (as				
Cash and cash equivalents at the end of the year *				
* Comprises:		(0)		0
(a) Cash on hand	90,920		210,654	
(b) Cheques, drafts on hand				
(c) Balances with banks				
(i) In current accounts	14,178		155,635	
(ii) In EEFC accounts				
(iii) In Term deposit accounts with banks	22,574,750		17,555,663	
(iv) In earmarked accounts				
(d) Others				
(e) Current investments considered as part of Cash and cash equivalents (Refer		22,679,848		17,921,952

For and on behalf of the Board of Directors

Mahesh Agrawal
Managing Director

Date: 29.05.2023
Place : Bhopal



RATH DINESH & ASSOCIATES

CHARTERED ACCOUNTANTS

Head Office:

F-1, Plot No. 70, Zone-I 17 CA – Slice - 5

M.P. Nagar, Bhopal-462011

Ph.: 0755-2559744, 2556113

Mob. 9425009421

E-Mail: ajayrath@hotmail.com

Indore Branch:

Scheme - 78

Vijay Nagar

Indore - 452010

Mob: 9425354043



Auditor's Report On Quarterly Financial Results and Year to Date Results of the Company Pursuant to the Regulation 33 of the SEBI (Listing Obligations and Disclosure Requirements) Regulations, 2015.

TO

THE BOARD OF DIRECTORS

GTV ENGINEERING LIMITED

216-218, New Industrial Area-II

Mandideep-462046. (Bhopal)

We have audited the quarterly /financial results of GTV ENGINEERING LIMITED for the quarter ended 31st March, 2023 and the year to date results for the period 1st April, 2022 to 31st March, 2023 attached herewith, being submitted by the company pursuant to the requirement of Regulation 33 of the SEBI (Listing Obligations and Disclosure Requirements) Regulations, 2015. These quarterly financial results have been prepared on the basis of the interim financial statements, the audited financial statements for the year ended on 31.03.2023 and relevant requirements of regulation 33 of the SEBI, listing obligations and Disclosure Requirements) Regulations 2015 are the responsibility of the company's management. Our responsibility is to express an opinion on these financial results based on our audit of such interim financial information which have been prepared in accordance with the recognition and measurement principles laid down in Indian accounting standard 34 (Ind AS) for Interim Financial Reporting prescribed under Section 133 of the Companies Act, 2013 read with relevant rules issued there under; or by the Institute of Chartered Accountants of India, as applicable and other accounting principles generally accepted in India.

We conducted our audit in accordance with the auditing standards generally accepted in India. Those standards require that we plan and perform the audit to obtain reasonable assurance about whether the financial results are free of material misstatement(s). An audit includes examining, on a test basis, evidence supporting the amounts disclosed as financial results. An audit also includes assessing the accounting principles used and significant estimates made by management. We believe that our audit provides a reasonable basis for our opinion.

In our opinion and to the best of our information and according to the explanations given to us these quarterly financial results as well as the year to date results:

- are presented in accordance with the requirements of Regulation 33 of the SEBI (Listing Obligations and Disclosure Requirements) Regulations, 2015 in this regard; and
- give a true and fair view of the net profit/ loss and other financial information for the quarter ended 31st March, 2023 as well as the year to date results for the period from 1st April, 2022 to 31st March, 2023.


For RATH DINESH & ASSOCIATES
Chartered Accountants

CA AJAY RATH

Partner

M No: 075111

UDIN: 23075111861W0002582



Place: Bhopal

Date: 29.05.2023



GTV Engineering Limited

Head Off. & Works: 216-217-218, New Industrial Area-II, Mandideep-462046 (Bhopal)
Telephone: 0091-7480-233309,401044.Fax:0091-7480-233068.E-mail: mail@gtv.co.in
CIN: L31102MP1990PLC006122,Website:www.gtv.co.in

GTV/BSE/23

Date: 29.05.2023

To
Listing Department
Bombay Stock Exchange Limited,
P.J Towers, Dalal Street
Mumbai- 400001

Subject: Declaration as per SEBI Circular

Dear Sir,

As per SEBI Circular No: CIR/CFD/CMD/56/2016 dated May 27th, 2016 we hereby confirm that the Standalone Audit Report issued by the M/s Rath Dinesh & Associates, Chartered Accountant, on the Audited Standalone Financial Results of the company for the quarter and year ended March, 31st 2023 are with the unmodified opinion.

This is for your information and records.

Thanking You,

Yours faithfully,
For GTV Engineering Limited

Mahesh Agrawal
Managing Director