



# FUNNY SOFTWARE LIMITED

(Formally known as funny software private limited)

Date: 20<sup>th</sup> February, 2020

To,

BSE Limited  
Phiroze Jeejeebhoy Towers,  
Dalal Street,  
Mumbai- 400001  
Security Code: 539169  
Scrip ID: FUNNY

**SUB: SUBMISSION OF REVISED UNAUDITED FINANCIAL RESULT FOR THE QUARTER AND HALF YEAR ENDED ON 30.09.2019**

Dear Sir,

Please find enclosed herewith revised Unaudited Financial Results for the quarter and half year ended 30<sup>th</sup> September, 2019 as approved by the Board of Directors of the Company, in the Board Meeting held on, i.e. on 14<sup>th</sup> November, 2019 along with Limited Review Report issued by the Statutory Auditors.

Please update the same in your record.

Thanking you,

FOR FUNNY SOFTWARE LIMITED

  
RAM NARESH  
DIRECTOR

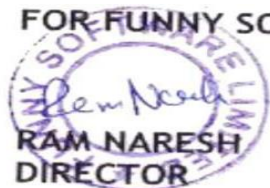
DIN: 07342519

**PART-I STATEMENT OF UNAUDITED FINANCIAL RESULTS FOR THE QUARTER AND HALF YEAR ENDED 30.09.2019**

Particulars		Quarter Ended			Period Ended		Year Ended
		3 Months ended 30/09/2019	Preceding 3 months ended 30/06/2019	Corresponding 3 months ended 30/09/2018	Year to Figure for current year ended 30.09.2019	Year to Figure for previous year ended 30.09.2018	Current Ended 31/03/2019
		Unaudited	Unaudited	Unaudited	Unaudited	Unaudited	Audited
I.	Total Income from Operations	-	-	-	-	-	-
II.	Other Income	10.88	13.64	38.30	24.52	57.52	77.44
III.	<b>Total Revenue (I+II)</b>	<b>10.88</b>	<b>13.64</b>	<b>38.30</b>	<b>24.52</b>	<b>57.52</b>	<b>77.44</b>
IV.	<b>Expenses</b>						
	a) Cost of Materials consumed	-	-	-	-	-	-
	b) Purchase of Stock-in-trade	-	-	-	-	-	-
	c) Changes in inventories of finished goods, WIP and stock in trade	-	-	-	-	-	-
	d) Employee benefits expenses	8.63	9.39	18.08	18.02	27.04	36.23
	e) Depreciation and amortization expenses	0.07	0.07	0.29	0.14	0.38	0.52
	f) Other expenses	1.76	3.25	18.83	5.01	28.33	37.72
	<b>Total Expenses</b>	<b>10.47</b>	<b>12.70</b>	<b>37.20</b>	<b>23.17</b>	<b>55.75</b>	<b>74.47</b>
V	Profit/(Loss) before exceptional and extraordinary items and tax (III-V)	<b>0.41</b>	<b>0.94</b>	<b>1.10</b>	<b>1.35</b>	<b>1.77</b>	<b>2.97</b>
VI	Exceptional Items	-	-	-	-	-	-
VII	Profit/(Loss) before extraordinary items and tax (VI-VII)	0.41	0.94	1.10	1.35	1.77	2.97
VIII	Extraordinary items	-	-	-	-	-	-
IX	Profit/(Loss) before tax (VIII-IX)	0.41	0.94	1.10	1.35	1.77	2.97
X	Tax expenses						
	a) Current Tax	-	-	0.28	-	-	0.79
	a) Income Tax Adjustment	-	-	-	-	-	-
	a) MAT Credit Entitlement	-	-	-	-	-	-
	b) Deferred Tax Liabilities / (Assets)	-	-	-	-	-	-0.03
XI	Profit (Loss) for the period from continuing operations (IX-X)	0.41	0.94	0.83	1.35	1.77	2.21
XII	Profit/(loss) from discontinuing operations	-	-	-	-	-	-
XIII	Tax expense of discontinuing operations	-	-	-	-	-	-
XIV	Profit/(loss) from Discontinuing operations (after tax) (XII-XIII)	-	-	-	-	-	-
XV	Profit (Loss) for the period (XI + XIV)	0.41	0.94	0.83	1.35	1.77	2.21
XVI	Other Comprehensive Income						
	A (i) Items that will not be reclassified to profit or loss	-	-	-	-	-	-
	(ii) Income tax relating to items that will not be reclassified to profit or loss	-	-	-	-	-	-
	B (i) Items that will be reclassified to profit or loss	-	-	-	-	-	-
	(ii) Income tax relating to items that will be reclassified to profit or loss	-	-	-	-	-	-

XVII	Total Comprehensive Income for the period (XV+XVI) (Comprising Profit (Loss) and Other Comprehensive Income for the period)	0.41	0.94	0.83	1.35	1.77	2.21
XVIII	Earnings per equity share (for continuing operation):						
	(1) Basic	0.000	0.000	0.003	0.000	0.000	0.003
	(2) Diluted	0.000	0.000	0.000	0.000	0.000	0.000
XIX	Earnings per equity share (for discontinued operation):						
	(1) Basic	0.000	0.000	0.003	0.000	0.000	0.003
	(2) Diluted	0.000	0.000	0.000	0.000	0.000	0.003
XX	Earning Per Share (for discontinued & continuing operations)						
	a) Basic	0.000	0.000	0.003	0.000	0.000	0.003
	b) Diluted	0.000	0.000	0.000	0.000	0.000	0.003

**FOR FUNNY SOFTWARE LIMITED**



**DIN: 07342519**

**PART II STATEMENT OF ASSETS AND LIABILITIES AS AT 30.09.2019**


			(Rs. In lakhs)
<b>S. No.</b>	<b>Particulars</b>	<b>As at 30.09.2019</b>	<b>As at 31.03.2019</b>
		<b>Audited</b>	<b>Audited</b>
<b>A</b>	<b>ASSETS</b>		
<b>1</b>	<b><u>Non- Current Assets</u></b>		
	(a) Property, Plant and Equipment	0.70	0.84
	(b) Capital Work-in-Progress	-	-
	(c) Other Intangible Assets	-	-
	(d) Financial Assets		
	(i) Investments	23.00	23.00
	(ii) Loan & Advances	-	-
	(iii) Other financial assets	-	-
	(e) Deferred tax assets (net)	0.62	0.62
	(f) Other Non-Current Assets	3.43	4.58
	<b>Total Non-Current Assets</b>	<b>27.75</b>	<b>29.03</b>
<b>2</b>	<b>Current Assets</b>		
	(a) Inventories	-	-
	(b) Financial Assets		
	(i) Trade Receivables	449.26	454.96
	(ii) Cash and Bank equivalents	3.88	6.82
	(iii) Bank balances other than (ii) above	-	-
	(iv) Loan & Advances	2,172.93	2,211.93
	(v) Investment	-	-
	(c) Other Current Assets	19.96	17.97
	<b>Total Current Assets</b>	<b>2,646.04</b>	<b>2,691.69</b>
	<b>TOTAL ASSETS</b>	<b>2,673.79</b>	<b>2,720.72</b>
	<b>EQUITY AND LIABILITIES</b>		
	<b>Equity</b>		
	(a) Equity Share Capital	2,008.00	2,008.00
	(b) Other Equity	155.88	154.17
	(c) Money received against share warrants	-	-
	<b>Total Equity</b>	<b>2,163.88</b>	<b>2,162.17</b>
<b>B</b>	<b>Liabilities</b>		
<b>1</b>	<b>Non-Current Liabilities</b>		
	(a) Financial Liabilities		
	(i) Borrowings	-	-
	(b) Deferred Tax Liabilities (Net)	-	-
	(c) Other Non-Current Liabilities	-	-
	<b>Total Non-Current Liabilities</b>	<b>-</b>	<b>-</b>
<b>2</b>	<b>Current Liabilities</b>		
	(a) Financial Liabilities		

	(i) Borrowings	-	47.04
	(ii) Trade Payables	243.86	243.86
	(iii) Other Financial Liabilities	-	-
	(b) Other Current Liabilities	265.27	266.88
	(c) Provisions	0.77	0.77
	<b>Total Current Liabilities</b>	<b>509.90</b>	<b>558.54</b>
	<b>TOTAL EQUITY AND LIABILITIES</b>	<b>2,673.79</b>	<b>2,720.72</b>

**Notes:-**

- 1) The above results have been reviewed by the Audit Committee and approved by the Board of Directors in their meeting held on November 14, 2019.
- 2) The Figures are subject to Limited Review report issued by the statutory auditors of the company.
- 3) The previous period figures have been rearranged / regrouped, wherever necessary to confirm to current period classifications.

FOR FUNNY SOFTWARE LIMITED



**DIN: 07342519**

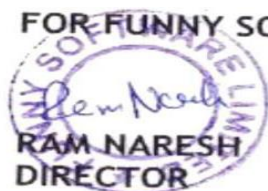
**Date : 14.11.2019**

**Place : Delhi**

Cash flow statement		
	Amounts lakhs	Amounts lakhs
Particulars	Year ended 30.09.2019	Year ended 31.03.2019
<b><u>(A)CASH FLOW FROM OPERATING ACTIVITIES:-</u></b>		
1.Net profit before tax	1.35	2.97
<b><u>2.Adjustment for:</u></b>		
Add: Depreciation & Amortisation Expenses	0.14	0.52
Add: Amortization Expenses / Written off	1.15	4.58
<b>Operating Profit before Working capital changes</b>	<b>2.64</b>	<b>8.07</b>
<b><u>3.Working Capital Changes:</u></b>		
Decrease (Increase) in Trade & Other Receivables	5.70	41.43
Increase (Decrease) in Trade & Other Payables	-	-
Decrease (Increase) in Other Current Assets	(1.99)	(2.41)
Decrease (Increase) in Inventories	-	-
Increase (Decrease) in Current Liabilities & Provisions	-	3.00
Increase (Decrease) in Other Liabilities	(1.25)	-
<b>Net Changes in Working Capital</b>	<b>2.46</b>	<b>42.03</b>
<b><u>Cash Generated from Operations</u></b>	<b>5.10</b>	<b>50.10</b>
Adjustment of Taxes	-	2.12
<b>Net Cash Flow from Operating Activities (A)</b>	<b>5.10</b>	<b>47.98</b>
<b><u>(B.) CASH FLOW FROM INVESTING ACTIVITIES :</u></b>		
<b><u>Non Current Financial Assets</u></b>		
(Increase) Decrease in Loans & Advances	-	-
<b><u>Current Financial Assets</u></b>		
(Increase) Decrease in Loans & Advances	39.00	(58.74)
(Increase) Decrease in Non Current Investment	-	-
(Increase) Decrease in Non Current Assets	-	-
<b>Net Cash Flow from Investing Activities (B)</b>	<b>39.00</b>	<b>(58.74)</b>
<b><u>(C.) CASH FLOW FROM FINANCING ACTIVITIES :</u></b>		
Issue of share capital and Proceeds from Share Application Money	-	-
<b><u>Non Current Financial Assets</u></b>		
Increase / (Decrease) in Borrowings	-	-
<b><u>Current Financial Assets</u></b>		
Increase / (Decrease) in Borrowings	(47.04)	8.00
Increase in Preliminary Expenses	-	-
<b>Net Cash Flow from Financing Activities (C)</b>	<b>(47.04)</b>	<b>8.00</b>

Net Increase / (Decrease) in Cash & Cash Equivalents ( A-B+C )	(2.94)	(2.76)
Cash and cash equivalents at the beginning of the year / Period	6.82	9.58
Cash and cash equivalents at the end of the year/ Period	3.88	6.82
* Note: The above Cash Flow Statement has been prepared under "Indirect Method" as set out in the Accounting Standard		

FOR FUNNY SOFTWARE LIMITED



DIN: 07342519

Date : 14.11.2019

Place : Delhi



## LIMITED REVIEW REPORT

To,  
Board of Directors of  
M/s Funny Software Limited

We have reviewed the accompanying statement of Unaudited Financial Results of M/s Funny Software LIMITED (the "Company"), for the quarter and period ended 30<sup>th</sup> September 2019, being submitted by the company pursuant to Regulation 33 of the SEBI (Listing Obligations and Disclosure Requirements) Regulations, 2015. This Statement is the responsibility of the Companies Management and has been approved by the Board of Directors. Our responsibility is to issue a report on these financial statements based on our review.

We conducted our review in accordance with the standard on Review Engagement (SRE) 2410, Review of Interim Financial Information Performed by the Independent Auditors of the Entity, issued by the Institute of Chartered Accountants of India. This standard requires that we plan and perform the review to obtain moderate assurance as to whether the financial statements are free of material misstatement. A review is Limited primarily to inquiries of company personnel and analytical procedures applied to financial data and thus accordingly, we do not express and\ audit opinion.

Based on our review conducted as above, nothing has come to our attention that caused us to believe that the accompanying statement of unaudited financial results prepared in accordance with applicable accounting standards i.e. Indian Accounting Standards prescribed under Section 133 of the Companies Act, 2013 read with relevant rules issued hereunder and other recognized accounting practices and policies has not disclosed the information required to be disclosed in terms of Regulation 33 of the SEBI (Listing Obligation and disclosed Requirements) Regulations, 2015 and SEBI circular dated 5<sup>th</sup> July 2016 including the manner in which it is to be disclosed, or that its contains any material misstatement.

Tarun Anil Gupta & Co.  
Chartered Accountants



MEMBERSHIP NO. 540631  
FRN. 032902N

Place: New Delhi