

Kajal Synthetics And Silk Mills Limited

CIN No. L17110MH1985PLC035204

Regd. Office : 29, Bank Street, 1st Floor, Fort, Mumbai - 400 001

Email : kajalsyntheticsandsilk@gmail.com

Website : www.kajalsynthetics.com

13th November, 2020

Dept. of Corporate Services(CRD)

BSE Limited

Phiroze Jeejeebhoy Towers,

Dalal Street

Mumbai 400 001

Dear Sir,

Ref : Scrip Code : 512147

Subject : Outcome of the Board Meeting held on November 13, 2020 – Un-audited Financial Results for the Second Quarter and Half Year ended 30th September, 2020

Pursuant to Regulation 33 of the SEBI (Listing Obligations and Disclosure Requirements) Regulations, 2015 (SEBI Listing Regulations), we enclose herewith the following:

1. Un-audited Financial Results (Standalone and Consolidated) of the Company for the Second Quarter and Half Year ended September 30, 2020

The above Un-audited Financial Results (Standalone and Consolidated) have been reviewed by the Audit Committee and approved by the Board of Directors at its meeting held today.

2. Limited Review Report on the aforesaid Financial Results (Standalone and Consolidated) duly issued by M/s DATA & CO. (formerly M/s. K. K. Khadaria & Co), Statutory Auditor of the Company.


The Meeting of the Board of Directors commenced at 3.30 pm and concluded at ~~4.15~~ 4.15 pm

You are requested to take the same on your record.

Thanking You.

Yours faithfully,

For KAJAL SYNTHETICS AND SILK MILLS LIMITED


Seetha Ramaiya K. Vellore
Managing Director
(DIN-08216198)



Statement of Unaudited Standalone Financial Results for the quarter ended 30th September, 2020

(Rs. in Lakhs) Except EPS

Sr. No.	Particulars	Quarter Ended			Half Year Ended		Year Ended
		30.09.2020 (Unaudited)	30.06.2020 (Unaudited)	30.09.2019 (Unaudited)	30.09.2020 (Unaudited)	30.09.2019 (Unaudited)	
1	Revenue From Operations						
	Interest Income	42.44	57.96	86.34	100.40	187.61	449.44
	Dividend Income	-	-	0.16	-	0.16	1.48
	Profit on Sale of Current Investments	-	-	1.78	-	2.28	3.62
	Net Gain/(loss) on Fair Value Changes	0.29	0.42	(0.12)	0.71	(0.08)	0.22
	Other Income	-	3.63	1.14	3.63	1.51	4.61
	Total Income	42.73	62.01	89.10	104.74	191.47	459.37
2	Expenses						
	Finance Costs	135.13	136.07	157.78	271.20	328.31	725.75
	Employee Benefits Expense	4.90	5.90	3.63	8.80	7.22	21.30
	Impairment on financial instruments	0.04	(0.35)	-	(0.31)	-	(1.21)
	Loss on sale of Investments	-	-	-	-	-	831.25
	Other Expenses	4.64	0.28	832.13	4.92	836.28	7.96
	Total Expenses	144.71	139.89	993.54	284.60	1,171.81	1,585.06
3	Profit/(Loss) before Tax (1-2)	(101.98)	(77.88)	(904.44)	(179.86)	(980.34)	(1,125.69)
4	Tax Expenses						
	Current Tax	-	-	-	-	-	-
	Deferred Tax	-	-	-	-	-	-
	Total Tax Expenses	-	-	-	-	-	-
5	Net Profit/(Loss) After Tax (3-4)	(101.98)	(77.88)	(904.44)	(179.86)	(980.34)	(1,125.69)
6	Other Comprehensive Income						
	Items that will not be reclassified to profit or loss						
	Fair Value measurement on Investments	(71.11)	514.26	(110.30)	443.15	(234.09)	(8,355.94)
	Remeasurement of the defined benefit plans	-	-	-	-	-	1.20
	Other Comprehensive Income	(71.11)	514.26	(110.30)	443.15	(234.09)	(8,354.74)
7	Total Comprehensive Income (5+6)	(173.09)	436.38	(1,014.74)	263.29	(1,214.43)	(9,480.43)
8	Paid-up equity share capital (Face value of Rs. 10/- each)	199.20	199.20	199.20	199.20	199.20	199.20
9	Reserves i.e. Other Equity (excluding Revaluation Reserves)						3,259.45
10	Earning Per Share (EPS)						
	Basic EPS (in Rs.) (Not annualised)*	(5.12)*	(3.91)*	(45.40)*	(9.03)*	(49.21)*	(56.51)
	Diluted EPS (in Rs.) (Not annualised)*	(5.12)*	(3.91)*	(45.40)*	(9.03)*	(49.21)*	(56.51)


Notes:

- The above results which are published in accordance with Regulation 33 of the SEBI (Listing Obligations & Disclosure Requirements), 2015 have been reviewed by the Audit Committee and approved by the Board of Directors at their meeting held on November 13, 2020 and subjected to a limited review by the statutory auditors. The standalone financial results are in accordance with the Indian Accounting Standards (Ind-AS) as prescribed under Section 133 of the Companies Act, 2013, read with relevant Rules thereunder.
- The Company is primarily engaged in the Finance & Investment activities and accordingly there is no separate reportable segment, as per the Ind AS 108 "Operating Segments".
- The outbreak of coronavirus (COVID-19) pandemic globally and in India is causing significant disturbance and slowdown of economic activity. The Company has taken into account the possible impact of COVID-19 in preparation of the unaudited standalone financial results, including its assessment based on internal and external information upto the date of approval of these unaudited standalone financial results and current indicators of future economic conditions.
- The figures for the corresponding previous period have been regrouped / reclassified wherever necessary, to make them comparable.

For KAJAL SYNTHETICS AND SILK MILLS LIMITED

V.K. Seetharaman
V.K. Seetharaman
Managing Director
DIN : 08216148

Place : Mumbai
Dated : 13th November, 2020



KAJAL SYNTHETICS AND SILK MILLS LIMITED
CIN : L17110MH1985PLC035204
Regd. Office : 29, BANK STREET, 1ST FLOOR, FORT, MUMBAI - 400 001
E-mail: kajalsyntheticsandsilk@gmail.com

STATEMENT OF STANDALONE ASSETS AND LIABILITIES AS AT 30TH SEPTEMBER, 2020			
(Rs. In Lakhs)			
		As At 30.09.2020 (Unaudited)	As At 31.03.2020 (Audited)
ASSETS			
Financial Assets			
a) Cash and Cash Equivalents		12.24	103.47
b) Investments		6,160.09	5,716.23
c) Loans		1,880.08	1,878.76
d) Other Financial Assets		245.05	404.55
		8,297.46	8,103.01
Non-financial Assets			
a) Current Tax Assets (Net)		57.16	99.01
		57.16	99.01
TOTAL - ASSETS		8,354.62	8,202.03
LIABILITIES AND EQUITY			
LIABILITIES			
Financial Liabilities			
a) Borrowings		4,590.00	4,600.00
		4,590.00	4,600.00
Non-financial Liabilities			
a) Other Non-financial Liabilities		42.68	143.38
		42.68	143.38
EQUITY			
a) Equity Share Capital		199.20	199.20
b) Other Equity		3,522.73	3,259.45
		3,721.93	3,458.65
TOTAL - LIABILITIES AND EQUITY		8,354.62	8,202.03



STANDALONE CASH FLOW STATEMENT FOR THE HALF YEAR ENDED 30TH SEPTEMBER 2020

(Rs. In Lakhs)

Particulars	Half Year Ended	Half Year Ended
	30.09.2020 Unaudited	30.09.2019 Unaudited
A. CASH FLOW FROM OPERATING ACTIVITIES:		
Net profit/(loss) before taxation	(179.86)	(980.34)
Adjustments for:		
(Profit)/Loss on Sale of Investments	-	828.97
Net (gain) / loss on Fair value changes	(0.71)	0.08
Impairment on Financial Instruments	(0.31)	-
Interest on IT Refund	(3.63)	-
Dividend Income	-	(0.16)
Operating Profit before working capital changes	(184.52)	(151.44)
Decrease/ (Increase) in Loans and Advances	(1.00)	238.81
Decrease / (Increase) in Other Financial Assets	159.50	297.87
(Decrease) / Increase in Other Non-financial Liabilities	(100.70)	14.78
Cash generated from operations	(126.71)	400.02
Direct Taxes (paid)/refund	45.48	(18.73)
Net Cash Flow from operating activities (A)	(81.24)	381.29
B. CASH FLOW FROM INVESTING ACTIVITIES:		
Sale of Investments	-	628.26
Purchase of Investments	-	(496.00)
Dividend Income	-	0.16
Net Cash from/(used) in Investing activities (B)	-	132.42
C. CASH FLOW FROM FINANCING ACTIVITIES:		
Loans taken	285.00	-
Repayment of Loans	(295.00)	(500.00)
Net Cash from/(used) in financing activities (C)	(10.00)	(500.00)
Net Increase/(Decrease) in Cash & Cash Equivalents (A+B+C)	(91.24)	13.71
Cash & Cash Equivalents as at beginning of period	103.47	8.39
Cash & Cash Equivalents as at end of period	12.24	22.10
Cash and cash equivalents consist of cash on hand and balances with banks		
	30.09.2020	30.09.2019
Cash on hand	0.03	0.02
Balance in Current Account	12.20	22.08
Cash and Cash Equivalents as restated	12.24	22.10



DATA & CO

Chartered Accountants

A-102, Hill View CHS Ltd., Next to Navrang Cinema, J.P.Road, Andheri (West), Mumbai -400058.

Independent Auditor's Review Report on Standalone financial results of Kajal Synthetics and Silk Mills Limited pursuant to Regulation 33 of the SEBI (Listing Obligations and Disclosure Requirements) Regulation, 2015

To,
The Board of Directors of
Kajal Synthetics and Silk Mills Limited

We have reviewed the accompanying Statement of unaudited Standalone financial results of Kajal Synthetics and Silk Mills Limited ('the Company') for the quarter and half year ended 30th September, 2020, being submitted by the Company pursuant to the requirements of Regulation 33 of the SEBI (Listing Obligations and Disclosure Requirements) Regulation, 2015, as amended.

This Statement, which is the responsibility of the Company's management and approved by the Company's Board of Directors, has been prepared in accordance with the recognition and measurement principles laid down in the Indian Accounting Standard 34 "Interim Financial Reporting" ("Ind AS 34"), prescribed under Section 133 of the Companies Act, 2013, as amended, read with relevant rules issued thereunder and other accounting principles generally accepted in India. Our responsibility is to issue a report on the Statement based on our review.

We conducted our review in accordance with the Standard on Review Engagement (SRE)2410, "Review of Interim Financial Information Performed by Independent Auditor of the Entity" issued by the Institute of Chartered Accountants of India. This standard requires that we plan and perform the review to obtain moderate assurance as to whether the financial statements are free of material misstatement. A review is limited primarily to inquiries of company personnel and analytical procedures applied to financial data and thus provides less assurance than an audit. We have not performed an audit and accordingly, we do not express an audit opinion.


Based on our review conducted as above, nothing has come to our attention that causes us to believe that the accompanying Statement, prepared in accordance with recognition and measurement principles laid down in the applicable Indian Accounting Standards as prescribed under Section 133 of the Companies Act, 2013, read with relevant rules issued there under and other recognized accounting practices and policies, has not disclosed the information required to be disclosed in terms of Regulation 33 of the SEBI (Listing Obligations and Disclosure Requirements) Regulations, 2015, as amended, including the manner in which it is to be disclosed, or that it contains any material misstatement.



We draw attention to Note No. 3 to the Standalone Financial Results, about the COVID-19 pandemic impact on the Company's operations and financial performance which is dependent on future developments, which are highly uncertain.

Our conclusion on the Statement is not modified in respect of this matter.

For D A T A & Co
Chartered Accountants
(Firm Regn. No.105013W)



Place : Mumbai

Date: 13/11/2020

UDIN : 20044162AAAAWU4783

<p style="text-align: center;"> KAJAL SYNTHETICS AND SILK MILLS LIMITED CIN : L1710MH1985PLC035204 Regd. Office : 29, BANK STREET, 1ST FLOOR, FORT, MUMBAI - 400 001 E-mail: kajalsyntheticsandsilk@gmail.com </p> <p style="text-align: center;">Statement of Unaudited Consolidated Financial Results for the quarter ended 30th September, 2020</p> <p style="text-align: right;">(Rs. in Lakhs) Except EPS</p>							
Sr. No.	Particulars	Quarter Ended			Half Year Ended		Year Ended
		30.09.2020 (Unaudited)	30.06.2020 (Unaudited)	30.09.2019 (Unaudited)	30.09.2020 (Unaudited)	30.09.2019 (Unaudited)	31.03.2020 (Audited)
1	Revenue From Operations						
	Interest Income	42.44	57.96	86.34	100.40	187.61	449.44
	Dividend Income	-	-	0.16	-	0.16	1.48
	Profit on Sale of Current Investments	-	-	1.78	-	2.28	3.62
	Net Gain/(loss) on Fair Value Changes	0.29	0.42	(0.31)	0.71	(0.08)	0.22
	Other Income	-	3.63	1.14	3.63	1.51	4.61
	Total Income	42.73	62.01	89.10	104.74	191.47	459.37
2	Expenses						
	Finance Costs	135.13	136.07	157.78	271.20	328.31	725.75
	Employee Benefits Expense	4.90	3.90	3.63	8.80	7.22	21.30
	Impairment on financial instruments	0.04	(0.35)	-	(0.31)	-	(1.21)
	Loss on sale of Investments	-	-	-	-	-	831.25
	Other Expenses	4.64	0.28	832.13	4.92	836.28	7.96
	Total Expenses	144.71	139.89	993.54	284.60	1,171.81	1,585.06
3	Profit/(loss) before Share of Net Profit/(Loss) of Associates and Tax (1-2)	(101.98)	(77.88)	(904.44)	(179.86)	(980.34)	(1,125.69)
4	Share in Net Profit/(Loss) of Associates	(2.44)	0.31	(0.64)	(2.13)	(3.72)	(14.90)
5	Profit/(loss) before Tax (3+4)	(104.43)	(77.57)	(905.08)	(181.99)	(984.06)	(1,140.60)
6	Tax Expenses						
	Current Tax	-	-	-	-	-	-
	Deferred Tax	-	-	-	-	-	-
	Total Tax Expenses	-	-	-	-	-	-
7	Net Profit/(Loss) for the period (5-6)	(104.43)	(77.57)	(905.08)	(181.99)	(984.06)	(1,140.60)
8	Other Comprehensive Income						
	Items that will not be reclassified to profit or loss						
	Fair Value measurement on Investments	(71.11)	514.26	(110.30)	443.15	(234.09)	(8,355.94)
	Remeasurement of the defined benefit plans	-	-	-	-	-	1.20
	Other Comprehensive Income	(71.11)	514.26	(110.30)	443.15	(234.09)	(8,354.74)
9	Total Comprehensive Income (5+6)	(175.54)	436.69	(1,015.38)	261.16	(1,218.15)	(9,495.33)
10	Paid-up equity share capital (Face value of Rs. 10/- each)	199.20	199.20	199.20	199.20	199.20	199.20
11	Reserves i.e. Other Equity (excluding Revaluation Reserves)						3,263.18
12	Earning Per Share (EPS)						
	Basic EPS (in Rs.) (Not annualised)*	(5.24)*	(3.89)*	(45.44)*	(9.14)*	(49.40)*	(57.26)
	Diluted EPS (in Rs.) (Not annualised)*	(5.24)*	(3.89)*	(45.44)*	(9.14)*	(49.40)*	(57.26)


Notes:

- The above results which are published in accordance with Regulation 33 of the SEBI (Listing Obligations & Disclosure Requirements), 2015 have been reviewed by the Audit Committee and approved by the Board of Directors at their meeting held on November 13, 2020 and subjected to a limited review by the statutory auditors. The consolidated financial results are in accordance with the Indian Accounting Standards (Ind-AS) as prescribed under Section 133 of the Companies Act, 2013, read with relevant Rules thereunder.
- The Company is primarily engaged in the Finance & Investment activities and accordingly there is no separate reportable segment, as per the Ind AS 108 "Operating Segments".
- The outbreak of coronavirus (COVID-19) pandemic globally and in India is causing significant disturbance and slowdown of economic activity. The Company has taken into account the possible impact of COVID-19 in preparation of the unaudited consolidated financial results, including its assessment based on internal and external information upto the date of approval of these unaudited consolidated financial results and current indicators of future economic conditions.
- The figures for the corresponding previous period have been regrouped / reclassified wherever necessary, to make them comparable.

For KAJAL SYNTHETICS AND SILK MILLS LIMITED


Place : Mumbai
Dated : 13th November, 2020

V.K. Seetharamaiah
Managing Director
DIN : 08216198



KAJAL SYNTHETICS AND SILK MILLS LIMITED
CIN : L17110MH1985PLC035204
Regd. Office : 29, BANK STREET, 1ST FLOOR, FORT, MUMBAI - 400 001
E-mail: kajalsyntheticsandsilk@gmail.com

STATEMENT OF CONSOLIDATED ASSETS AND LIABILITIES AS AT 30TH SEPTEMBER, 2020			
(Rs. In Lakhs)			
		As At 30.09.2020 (Unaudited)	As At 31.03.2020 (Audited)
ASSETS			
Financial Assets			
a) Cash and Cash Equivalents		12.24	103.47
b) Investments		6,161.69	5,719.96
c) Loans		1,880.08	1,878.76
d) Other Financial Assets		245.05	404.55
		8,299.06	8,106.76
Non-Financial Assets			
a) Current Tax Assets (Net)		57.16	99.01
		57.16	99.01
TOTAL - ASSETS		8,356.22	8,205.77
LIABILITIES AND EQUITY			
LIABILITIES			
Financial Liabilities			
a) Borrowings		4,590.00	4,600.00
		4,590.00	4,600.00
Non-financial Liabilities			
a) Other Non-financial Liabilities		42.68	143.38
		42.68	143.38
EQUITY			
a) Equity Share Capital		199.20	199.20
b) Other Equity		3,524.34	3,263.18
		3,723.54	3,462.38
TOTAL - LIABILITIES AND EQUITY		8,356.22	8,205.76



CONSOLIDATED CASH FLOW STATEMENT FOR THE HALF YEAR ENDED 30TH SEPTEMBER ,2020		
(Rs. In Lakhs)		
Particulars	Half Year Ended	Year Ended
	30.09.2020 (Unaudited)	30.09.2019 (Unaudited)
A. CASH FLOW FROM OPERATING ACTIVITIES:		
Net profit/(loss) before taxation	(181.99)	(984.05)
Adjustments for:		
(Profit)/Loss on Sale of Investments	-	828.97
Net (gain) / loss on fair value changes	(0.71)	0.08
Impairment on Financial Instruments	(0.31)	-
Interest on IT Refund	(3.63)	-
Share of (profit)/loss of associates (net)	2.13	3.72
Dividend Income	-	(0.16)
Operating Profit before working capital changes	(184.52)	(151.44)
Decrease / (Increase) in Loans and advances	(1.00)	238.81
Decrease / (Increase) in Other Financial Assets	159.50	297.87
(Decrease) / Increase in Other Non-Financial Liabilities	(100.70)	14.78
Cash generated from operations	(126.71)	400.02
Direct Taxes (paid)/refund	45.48	(18.73)
Net Cash Flow from operating activities (A)	(81.24)	381.29
B. CASH FLOW FROM INVESTING ACTIVITIES:		
Sale of Investments	-	628.26
Purchase of Investments	-	(496.00)
Dividend Income	-	0.16
Net Cash from/(used) in Investing activities (B)	-	132.42
C. CASH FLOW FROM FINANCING ACTIVITIES:		
Loans taken	285.00	-
Repayment of Loans	(295.00)	(500.00)
Net Cash from/(used) in financing activities (C)	(10.00)	(500.00)
Net Increase/(Decrease) in Cash & Cash Equivalents (A+B+C)	(91.24)	13.71
Cash & Cash Equivalents as at beginning of period	103.47	8.39
Cash & Cash Equivalents as at end of period	12.24	22.10
Cash and cash equivalents consist of cash on hand and balances with banks		
	30.09.2020	30.09.2019
Cash on hand	0.03	0.02
Balance in Current Account	12.20	22.08
Cash and Cash Equivalents as restated	12.24	22.10



DATA & CO

Chartered Accountants

A-102, Hill View CHS Ltd., Next to Navrang Cinema, J.P.Road, Andheri (West), Mumbai -400058.

Independent Auditor's Review Report on the Quarterly and Year to Date Unaudited Consolidated Financial Results of Kajal Synthetics and Silk Mills Limited pursuant to Regulation 33 of SEBI (Listing Obligations and Disclosures Requirements) Regulations, 2015, as amended.

To,
The Board of Directors,
Kajal Synthetics and Silk Mills Limited

We have reviewed the accompanying Statement of unaudited consolidated financial results of **Kajal Synthetics and Silk Mills Limited** ("the Company") and its associates for the quarter and half year ended 30th September, 2020 (the "Statement") being submitted by the Company pursuant to the requirements of Regulation 33 of the SEBI (Listing Obligations and Disclosure Requirements) Regulations, 2015 as amended ("the Regulation").

This Statement, which is the responsibility of the Company's management and approved by the Company's Board of Directors, has been prepared in accordance with the recognition and measurement principles laid down in Indian Accounting Standard 34, (Ind AS 34) "Interim Financial Reporting" prescribed under Section 133 of the Companies Act, 2013 as amended, read with relevant rules issued thereunder and other accounting principles generally accepted in India read with the Circular. Our responsibility is to express a conclusion on the Statement based on our review.

We conducted our review of the Statement in accordance with the Standard on Review Engagements (SRE) 2410, "Review of Interim Financial Information Performed by the Independent Auditor of the Entity" issued by the Institute of Chartered Accountants of India. This standard requires that we plan and perform the review to obtain moderate assurance as to whether the Statement is free from material misstatement. A review of interim financial information consists of making inquiries, primarily of persons responsible for financial and accounting matters, and applying analytical and other review procedures. A review is substantially less in scope than an audit conducted in accordance with Standards on Auditing and consequently does not enable us to obtain assurance that we would become aware of all significant matters that might be identified in an audit. Accordingly, we do not express an audit opinion.

We also performed procedures in accordance with the Circular issued by the Securities and Exchange Board of India under Regulation 33(8) of the SEBI (Listing Obligations and Disclosure Requirements) Regulations, 2015 as amended, to the extent applicable.

The Statement includes the results of the following entities:

Name of the Entity	Relationship
Five Star Trading & Investment Company Limited	Associate Company
Park Avenue Engineering Limited	Associate Company

Based on our review conducted and procedures performed as stated in above and based on the consideration of the information provided by the Management referred to in paragraph below, nothing has come to our attention that causes us to believe that the accompanying Statement, prepared in accordance with the recognition and measurement principles laid down in the aforesaid Indian Accounting Standards ("Ind AS") specified under section 133 of the Companies Act, 2013, as amended read with relevant rules issued thereunder and other accounting principles generally accepted in India, has not disclosed the information required to be disclosed in terms of Regulation 33 of the SEBI (Listing


Obligations and Disclosure Requirements) Regulations, 2015, as amended, including the manner in which it is to be disclosed, or that it contains any material misstatement.

We draw your attention to Note No. 3 to this Statement which describes the extent to which the COVID-19 pandemic will impact the Company's operations and financial results will depend on future developments, which are uncertain. Our report is not modified in respect of this matter.

This Statement includes the interim financial results and other financial information of two associates whose interim financial results/information reflects share of losses amounting to Rs.116582/- and Rs. 96577/- for the half year ended September, 2020 respectively. These financial statements have been furnished to us by the management and our opinion in so far as it relates to the amounts and disclosures included in respect of these associates is based solely on the information and explanation provided by the management.

Our conclusion on the Statement is not modified in respect of the above matters.

For D A T A & CO
Chartered Accountants
Firm Reg. No. 105013W



Place: Mumbai
Dated: November 13, 2020
UDIN : 20044162AAAAWV3480