

Ref: GLL/BSE/2022/Nov-04

Date: November 14, 2022

To  
Corporate Relations Manager  
BSE Limited  
Phiroje Jeejeebhoy Towers,  
Dalal Street,  
Mumbai – 400 001

To  
Listing Manager  
The Ahmedabad Stock Exchange Limited  
A-2, Kamdhenu Complex,  
Opposite Sahajanand College,  
120 Feet Ring Rd, Panjara Pol, Ambawadi,  
Ahmedabad – 380 015

To  
The Secretary  
The Calcutta Stock Exchange Limited  
#7, Lyons Range, Murgighata,  
Dalhousie, Kolkata – 700 001

**Sub:** Outcome of the Board Meeting held on November 14, 2022 of Gennex Laboratories Limited

**Ref:** Regulation 29, 33 & 47 of SEBI (Listing Obligations and Disclosure Requirements) Regulations, 2015.

Dear Sir/Ma'am,

In just concluded Meeting of the Board Directors of the Company, the board has considered and approved:

1. Unaudited (Standalone and Consolidated) Financial Statements for the Quarter and Half Year ended September 30, 2022 (annexed herewith);
2. Limited review reports from the Statutory Auditor on Unaudited (Standalone and Consolidated) Financial Statements for the Quarter and Half Year ended September 30, 2022 (annexed herewith).



This intimation is also uploaded in the Company website: [www.gennexlab.com](http://www.gennexlab.com).

We request you to take the above information on record and acknowledge the receipt of the same.

Thanking you,

Yours Truly,

**For Gennex Laboratories Limited**



**Rajesh Vankadara**  
Company Secretary &  
Compliance Officer  
Membership #A44949

## Gennex Laboratories Limited

Office : 'Akash Ganga' 3rd Floor, Plot No.144, Srinagar Colony, Hyderabad-500073, T.S, India | Phone : +91-40-67334400 (30 Lines), Fax : +91-40-67334433  
Factory : Sy. No. 133, IDA Bollaram, Jinnaram Mandal, Sangareddy Dist - 502 325. Telangana, India | Tel : +91-08458 279406, Telefax : +91-08458 279516  
info@gennexlab.com, www.gennexlab.com ■ CIN : L24230TG1990PLC011168



**Limited Review report**

To  
The Board of Directors,  
Gennex Laboratories Limited,  
Hyderabad.

We have reviewed the accompanying Statement of Unaudited Standalone financial results of **Gennex Laboratories Limited** for the Quarter ended September 30, 2022.


This statement is the responsibility of the Company's Management and approved by the Board of Directors, has been prepared in accordance with the recognition and measurement principles laid down in Indian Accounting Standard 34 "Interim Financial Reporting" ("Ind AS 34"), prescribed under section 133 of the Companies Act, 2013, and other accounting principles generally accepted in India and in compliances with Regulation 33 of the Listing Regulations. Our responsibility is to issue a report on these financial statements based on our review.

We conducted our review of the Statement in accordance with the Standard on Review Engagements (SRE) 2410 "Review of Interim Financial Information Performed by the Independent Auditor of the Entity", issued by the Institute of Chartered Accountants of India. This standard requires that we plan and perform the review to obtain moderate assurance as to whether the financial statements are free of material misstatement. A review is limited primarily to inquiries of company personnel and analytical procedures applied to financial data, thus provides less assurance than an audit. We have not performed an audit and accordingly, we do not express an audit opinion.

Based on our review conducted as above, nothing has come to our attention that causes us to believe that the accompanying statement of unaudited Standalone financial results prepared in accordance with applicable accounting standards and other recognized accounting practices and policies as not disclosed the information required to be disclosed in terms of Regulation 33 of the SEBI(Listing Obligations and Disclosure Requirements) Regulations, 2015 including the manner in which it is to be disclosed, or that it contains any material misstatement.

**For PPKG & Co.**

Chartered Accountants  
FRN No. 009655S

  
**Girdhari Lal Toshniwal**  
(Partner)

M.No. 205140

UDIN: 22205140BDCJCH4026



**Place:** Hyderabad

**Date:** 14-11-2022





**GENNEX LABORATORIES LIMITED**

REGD. OFF: SURVEY NO. 133, BOLLARAM, JINNARAM MANDAL, MEDAK DIST - 502 325

UNAUDITED FINANCIAL RESULTS FOR THE QUARTER/HALF YEAR ENDED 30TH SEPTEMBER, 2022

Tel. No.+91-40-67334400-30, Fax: +91-40-67334433, Email: info@gennexlab.com website: www.gennexlab.com

CIN: L24230TG1990PLC011168

(All amounts in Rs.lakhs except EPES and Ratios)						
Statement of standalone Unaudited Financial Results for the Quarter and Six months ended September 30,2022						(Rs. in lakhs)
Sl. No.	Particulars	Quarter Ended			Half Year Ended	
		30.09.2022	30.06.2022	30.09.2021	30.09.2022	30.09.2021
		(Unaudited)	(Unaudited)	(Unaudited)	(Unaudited)	(Unaudited)
						(Audited)
1	Income from Operations					
	(a) Revenue from Operations	1911.30	1393.73	1415.79	3305.03	2453.08
	(b) Other operating Income	50.99	57.36	13.44	108.35	16.01
	Total Income from operations (net)	1962.29	1451.09	1429.23	3413.38	2469.09
2	Expenses					
	(a) Cost of material consumed	1096.80	1240.42	870.88	2337.22	1521.24
	(b) Purchases of stock-in-trade	0.00	0.00	0.00	0.00	0.00
	(c) Changes in inventories of finished goods, work-in-progress and stock-in-trade	181.91	-423.22	-80.40	-241.31	-203.58
	(d) Employee benefit expense	190.60	185.86	182.09	376.46	348.27
	(e) Finance Cost	35.91	17.89	23.94	53.80	39.21
	(f) Depreciation and amortisation expense	9.54	26.40	20.06	35.94	40.25
	(g) Other expenses	307.71	303.09	262.17	610.80	442.99
	Total expenses	1822.467111	1350.44	1278.75	3172.91	2188.40
3	Profit(+)/Loss(-) from operations before exceptional items and tax (1-2)	139.82	100.65	150.47	240.47	280.69
4	Exceptional items	0.00	0	0.00	0.00	0.00
5	Profit(+)/Loss(-) before tax (3+4)	139.82	100.65	150.47	240.47	280.69
6	Tax Expenses for earlier years					0
7	Current Tax	-35.19	-25.33	-39.86	-60.52	-74.66
8	Deferred tax					14.97
9	Total Tax expense	-35.19	-25.33	-39.86	-60.52	-74.66
10	Net Movement in regulatory deferral account balances related to profit or loss and the related deferred tax movement	0	0	0	0	0
11	Net Profit for the period from continuing operation (5-9)	104.63	75.32	110.62	179.95	206.04
12	Profit(+)/Loss(-) from discontinued operations before tax					
13	Tax expense of discontinued operations	0.0	0.0	0.0	0.0	0.0
14	Net Profit(loss) for the period from discontinued operations	0.0	0.0	0.0	0.0	0.0
15	Share of Profit(loss) of associates and Joint Ventures accounted for using equity method	0.0	0.0	0.0	0.0	0.0
16	Total profit(loss) for period	104.63	75.32	110.62	179.95	206.04
17	Other comprehensive Income net of taxes	0.00	0.00	0.00	0.00	0.00
18	Net profit(loss) for period	104.63	75.32	110.62	179.95	206.04
19	Paid-up Equity Share Capital (Face value Rs. 1 each Equity Share)	1265.03	1265.03	1265.03	1265.03	1265.03
	Other Equity					3116.50
20	Earning Per Equity Share (EPS) (Face value of Rs 1 per Share) ( of Rs. 1 each ) (not annualised) :					
	(a) Basic	0.083	0.060	0.087	0.142	0.163
	(b) Diluted	0.083	0.060	0.087	0.142	0.163






Statement of Assets and Liabilities		(Rs. in lakhs)
Particulars	As at September 30, 2022	As at March 31, 2022
	Unaudited	Audited
<b>B) ASSETS</b>		
1 Non-Current Assets		
a) Tangible Assets	1454.19	1369.82
b) Intangible Assets	0.00	0.00
c) Non-Current Investments	701.00	701.00
d) Long-term loans and advances	30.34	31.90
Sub-total Non-current assets	2185.53	2102.72
2 Current Assets		
a) Current Investments	0.00	0.00
b) Inventories	1112.30	773.67
c) Trade receivable	1065.50	1131.35
d) Cash and Cash equivalents	116.07	831.30
e) Short-term loans and advances	2866.92	1891.15
f) Other current assets	24.05	90.71
Sub-total - Current assets	5184.85	4718.18
<b>TOTAL - ASSETS</b>	<b>7370.39</b>	<b>6820.90</b>
<b>A) EQUITY AND LIABILITIES</b>		
1 Shareholders' Funds:		
a) Share Capital	1265.03	1265.03
Share Application Money	787.60	
b) Other Equity	3314.69	3134.74
Sub-total Shareholders' Fund	5367.32	4399.77
2 Non - Current Liabilities		
a) Long-term borrowings	181.40	0.00
b) Other non current liabilities	0.32	0.32
c) Long-term provisions	0.00	0.00
Sub-total Non-current liabilities	181.73	0.32
3 Current Liabilities		
a) Short-term borrowings	189.76	1012.37
b) Trade payables	793.09	774.05
c) Other current liabilities	507.89	363.15
d) Short-term provisions	330.61	271.24
Sub-total Current liabilities	1821.35	2420.81
<b>TOTAL EQUITY AND LIABILITIES</b>	<b>7370.39</b>	<b>6820.90</b>

0.00

0.00

## NOTES to the results:

- 1) The statement of Standalone unaudited financial results of the Company for the quarter and Half year ended September 30, 2022, has been reviewed by the Audit Committee and approved by the Board of Directors on November 14, 2022. These have been reviewed by the PPKG & CO; the Statutory Auditor of the Company, who has issued an unmodified qualified review report.
- 2) The standalone unaudited financial results of Gennex Laboratories Limited ('the Company') have been prepared in accordance with the recognition and measurement principles laid down in the Ind AS 34 'Interim Financial Reporting' Indian Accounting Standards (Ind AS) notified under section 133 of the Companies Act 2013 ('the Act') read with the Companies (Indian Accounting Standard) Rule, 2015, as amended from time to time and other accounting principles generally accepted in India.
- 3) The Company Operating Segment is 'Bulk Drugs Manufacturing' as its deals mainly with Guaifenesin, Methocarbamol, it also does business outside India. The Company operates in single segment and therefore the Segment Reporting as per AS- 17 is not applicable for the Company.
- 4) Previous period's figures have been rearranged / grouped wherever necessary.
- 5) The quarterly unaudited standalone financial results for the Quarter and Half Year ended September 30, 2022 are available on the Company's Website i.e; [www.gennexlab.com](http://www.gennexlab.com) and also available on BSE website i.e; [www.bseindia.com](http://www.bseindia.com).



For Gennex Laboratories Limited

Sd/-

T.M.Gopalakrishnan  
Whole Time Director

DIN: 03137458

Place: Hyderabad

Date : 14th November, 2022





**GENNEX LABORATORIES LIMITED**

REGD. OFF: SURVEY NO. 133, BOLLARAM, JINNARAM MANDAL, MEDAK DIST - 502 325

UNAUDITED FINANCIAL RESULTS FOR THE QUARTER/HALF YEAR ENDED 30TH SEPTEMBER, 2022

Tel. No. +91-40-67334400-30, Fax: +91-40-67334433, Email: info@gennexlab.com website: www.gennexlab.com

CIN: L24230TG1990PLC011168

**STANDALONE CASH FLOW STATEMENT AS ON 30TH SEPTEMBER, 2022**

	30-09-2022 (Rs. In Lacs)	31-03-2022 (Rs. In Lacs)
<b>A. CASH FLOW FROM OPERATING ACTIVITIES</b>		
Net Profit before Tax	240.47	509.35
Adjustment for :		
Depreciation and amoratisation expense	35.94	78.85
Finance Cost	53.80	87.74
Comprehensive Income	0.00	18.22
Interest Income	79.07	90.02
(Gain)/loss on sale of asset	0	0
<b>Operating Profit before working capital changes</b>	<b>409.28</b>	<b>784.18</b>
Adjustment for :		
Trade payables and other liability	162.63	221.28
Trade receivables	65.84	-236.70
Inventories	-338.63	-271.82
Financial and other Assets	-119.95	277.69
<b>Cash generated from operations</b>	<b>179.17</b>	<b>774.63</b>
Adjustments for :		
Income Taxes paid	0.00	-111.02
<b>Net Cash from operating activities</b>	<b>179.17</b>	<b>663.61</b>
<b>B. CASH FLOW FROM INVESTING ACTIVITIES</b>		
Purchase of property, plant and equipment	-120.31	-38.97
Sale of property, plant and equipment	0.00	2.87
Interest Income	-79.07	-90.02
Net Cash used in Investing activities	-199.37	-126.12
<b>C. CASH FLOW FROM FINANCING ACTIVITIES</b>		
Proceeds from Borrowings	0.00	0.00
Changes in Long Term Borrowings	181.40	-1.55
Changes in Short Term Borrowings (Net)	-822.61	276.18
Interest Paid	-53.80	-87.74
Net Cash from Financing activities	-695.01	186.89
<b>Net Increase / (Decrease) in Cash and Cash equivalent ( A+B+C )</b>	<b>-715.22</b>	<b>724.38</b>
Cash and Cash Equivalents as at the beginning of the year	831.29	106.91
Cash and Cash Equivalents as at the end of the period	116.07	831.29
Notes:		
1. The above Cash Flow Statement has been prepared under the " Indirect Method" set out in Indian Accounting Standard (Ind-AS)- 7 on Statement of Cash Flow.	116.07	
2. Figures in bracket indicate cash outflow.	0.00	
3. Previous year comparatives have been reclassified to confirm with current year's presentation, wherever applicable.		

As per our report of even date

For and on behalf of the Board

For Laxminiwas & Jain  
Chartered Accountants  
Firm Registration No: 001859S

Sharada G Patil  
Partner  
M.No. 015332  
Place : Hyderabad  
Date : 14th November, 2022

T.M. Gopalakrishnan  
Whole Time Director





GENNEX LABORATORIES LIMITED

REGD. OFF: SURVEY NO. 133, BOLLARAM, JINNARAM MANDAL, MEDAK DIST - 502 325

UNAUDITED FINANCIAL RESULTS FOR THE QUARTER/HALF YEAR ENDED 30TH SEPTEMBER, 2022

Tel. No.+91-40-67334400-30, Fax: +91-40-67334433, Email: info@gennexlab.com website: www.gennexlab.com

CIN: L24230TG1990PLC011168

(All amounts in Rs.lakhs except EPES and Ratios)							
Statement of Consolidated Unaudited Financial Results for the Quarter and Six months ended September 30, 2022							(Rs. in lakhs)
Sl. No.	Particulars	Quarter Ended			Half Year Ended		Year ended
		30.09.2022 (Unaudited)	30.06.2022 (Unaudited)	30.09.2021 (Unaudited)	30.09.2022 (Unaudited)	30.09.2021 (Unaudited)	31.03.2022 (Audited)
1	Income from Operations						
	(a) Revenue from Operations	1911.30	1393.73	1415.79	3305.03	2453.08	6121.38
	(b) Other operating Income	50.99	57.36	13.44	108.35	16.01	138.14
	Total Income from operations (net)	1962.29	1451.09	1429.23	3413.38	2469.09	6259.52
2	Expenses						
	(a) Cost of material consumed	1096.80	1240.42	870.88	2337.22	1521.24	4001.04
	(b) Purchases of stock-in-trade	0.00	0.00	0.00	0.00	0.00	0.00
	(c) Changes in inventories of finished goods, work-in-progress and stock-in-trade	181.91	-423.22	-80.40	-241.31	-203.58	-190.72
	(d) Employee benefit expense	190.60	185.86	182.09	376.46	348.27	696.86
	(e) Finance Cost	35.91	17.89	23.94	53.80	39.21	87.74
	(f) Depreciation and amortisation expense	9.54	26.40	20.06	35.94	40.25	78.85
	(g) Other expenses	307.71	303.09	262.17	610.80	442.99	1076.40
	Total expenses	1822.467111	1350.44	1278.75	3172.91	2188.40	5750.17
3	Profit(+)/Loss(-) from operations before exceptional items and tax (1-2)	139.82	100.65	150.47	240.47	280.69	509.35
4	Exceptional items	0.00	0	0.00	0.00	0.00	0.00
5	Profit(+)/Loss(-) before tax (3+4)	139.82	100.65	150.47	240.47	280.69	509.35
6	Tax Expenses for earlier years						0
7	Current Tax	-35.19	-25.33	-39.86	-60.52	-74.66	-132.00
8	Deferred tax						14.97
9	Total Tax expense	-35.19	-25.33	-39.86	-60.52	-74.66	-117.03
10	Net Movement in regulatory deferral account balances related to profit or loss and the related deferred tax movement	0	0	0	0	0	0
11	Net Profit for the period from continuing operation (5-9)	104.63	75.32	110.62	179.95	206.04	392.32
12	Profit(+)/Loss(-) from discontinued operations before tax						
13	Tax expense of discontinued operations	0.0	0.0	0.0	0.0	0.0	0.0
14	Net Profit(loss) for the period from discontinued operations	0.0	0.0	0.0	0.0	0.0	0.0
15	Share of Profit(loss) of associates and Joint Ventures accounted for using equity method	0.0	0.0	0.0	0.0	0.0	0.0
16	Total profit(loss) for period	104.63	75.32	110.62	179.95	206.04	392.32
17	Other comprehensive Income net of taxes	0.00	0.00	0.00	0.00	0.00	18.22
18	Net profit(loss) for period	104.63	75.32	110.62	179.95	206.04	410.54
19	Paid-up Equity Share Capital (Face value Rs. 1 each Equity Share)	1265.03	1265.03	1265.03	1265.03	1265.03	1265.03
	Other Equity						3116.50
20	Earning Per Equity Share (EPS) (Face value of Rs 1 per Share) ( of Rs. 1 each ) (not annualised) :						
	(a) Basic	0.083	0.060	0.087	0.142	0.163	0.325
	(b) Diluted	0.083	0.060	0.087	0.142	0.163	0.325






Statement of Assets and Liabilities		(Rs. in lakhs)	
Particulars	As at September 30, 2022		As at March 31, 2022
	Unaudited		Audited
<b>B) ASSETS</b>			
1 Non-Current Assets			
a) Tangible Assets	1454.19		1369.82
b) Intangible Assets	0.00		0.00
c) Non-Current Investments	682.75		682.75
d) Long-term loans and advances	30.34		31.90
Sub-total Non-current assets	2167.28		2084.47
2 Current Assets			
a) Current Investments	0.00		0.00
b) Inventories	1112.30		773.67
c) Trade receivable	1065.50		1131.35
d) Cash and Cash equivalents	116.07		831.30
e) Short-term loans and advances	2866.92		1891.15
f) Other current assets	24.05		90.71
Sub-total - Current assets	5184.85		4718.18
<b>TOTAL - ASSETS</b>	<b>7352.14</b>		<b>6802.65</b>
<b>A) EQUITY AND LIABILITIES</b>			
1 Shareholders' Funds:			
a) Share Capital	1265.03		1265.03
Share Application Money	787.60		
b) Other Equity	3296.44		3116.49
Sub-total Shareholders' Fund	5349.07		4381.52
2 Non - Current Liabilities			
a) Long-term borrowings	181.40		0.00
b) Other non current liabilities	0.32		0.32
c) Long-term provisions	0.00		0.00
Sub-total Non-current liabilities	181.73		0.32
3 Current Liabilities			
a) Short-term borrowings	189.76		1012.37
b) Trade payables	793.09		774.05
c) Other current liabilities	507.89		363.15
d) Short-term provisions	330.61		271.24
Sub-total Current liabilities	1821.35		2420.81
<b>TOTAL EQUITY AND LIABILITIES</b>	<b>7352.14</b>		<b>6802.65</b>

0.00

0.00

## NOTES to the results:

- The statement of Consolidated unaudited financial results of the Company for the quarter and Half year ended September 30, 2022, has been reviewed by the Audit Committee and approved by the Board of Directors on November 14, 2022. These have been reviewed by the PPKG & CO; the Statutory Auditor of the Company, who have issued an unmodified qualified review report.
- The consolidated unaudited financial results of Gennex Laboratories Limited ('the Company') have been prepared in accordance with the recognition and measurement principles laid down in the Ind AS 34 'Interim Financial Reporting' Indian Accounting Standards (Ind AS) notified under section 133 of the Companies Act 2013 ('the Act') read with the Companies (Indian Accounting Standard) Rule, 2015, as amended from time to time and other accounting principles generally accepted in India.
- The Company Operating Segment is "Bulk Drugs" Manufacturing as its deals mainly with Guaifenesin, Methocarbamol, it also does business outside India. The Company operates in single segment and therefore the Segment Reporting as per AS- 17 is not applicable for the Company.
- Previous period's figures have been rearranged/regrouped wherever necessary.
- The quarterly unaudited standalone Financial results for the Quarter and Half Year ended September 30, 2022 are available on the Company's Website i.e; [www.gennexlab.com](http://www.gennexlab.com) and also available on BSE website i.e; [www.bseindia.com](http://www.bseindia.com).

  
 For Gennex Laboratories Limited  
 Sd/-  
**T. M. Gopalakrishnan**  
 Whole Time Director


Place: Hyderabad  
 Date : 14th November, 2022

DIN: 03137458





CONSOLIDATED CASH FLOW STATEMENT AS ON 30TH SEPTEMBER, 2022

	30-09-2022 (Rs. In Lacs)	31-03-2022 (Rs. In Lacs)
<b>A. CASH FLOW FROM OPERATING ACTIVITIES</b>		
Net Profit before Tax	240.47	509.35
Adjustment for :		
Depreciation and amoratisation expense	35.94	78.85
Finance Cost	53.80	87.74
Comprehensive Income	0.00	18.22
Interest Income	79.07	90.02
(Gain)/loss on sale of asset	0	0
<b>Operating Profit before working capital changes</b>	<b>409.28</b>	<b>784.18</b>
Adjustment for :		
Trade payables and other liability	162.02	221.28
Trade receivables	65.84	-236.70
Inventories	-338.63	-271.82
Financial and other Assets	-119.34	277.69
<b>Cash generated from operations</b>	<b>179.17</b>	<b>774.63</b>
Adjustments for :		
Income Taxes paid	0.00	-111.02
<b>Net Cash from operating activities</b>	<b>179.17</b>	<b>663.61</b>
<b>B. CASH FLOW FROM INVESTING ACTIVITIES</b>		
Purchase of property, plant and equipment	-120.31	-38.97
Sale of property, plant and equipment	0.00	2.87
Interest Income	-79.07	-90.02
Net Cash used in Investing activities	-199.37	-126.12
<b>C. CASH FLOW FROM FINANCING ACTIVITIES</b>		
Proceeds from Borrowings	0.00	0.00
Changes in Long Term Borrowings	181.40	-1.55
Changes in Short Term Borrowings (Net)	-822.61	276.18
Interest Paid	-53.80	-87.74
Net Cash from Financing activities	-695.01	186.89
<b>Net Increase / (Decrease) in Cash and Cash equivalent ( A+B+C )</b>	<b>-715.22</b>	<b>724.38</b>
Cash and Cash Equivalents as at the beginning of the year	831.29	106.91
Cash and Cash Equivalents as at the end of the period	116.07	831.29
Notes:		
1. The above Cash Flow Statement has been prepared under the " Indirect Method" set out in Indian Accounting Standard (Ind-AS)- 7 on Statement of Cash Flow.	0.00	
2. Figures in bracket indicate cash outflow.		
3. Previous year comparatives have been reclassified to confirm with current year's presentation, wherever applicable.		
As per our report of even date	For and on behalf of the Board	
For PPKG & CO Chartered Accountants Firm Registration No: 009655S	 <b>T.M. Gopalakrishnan</b> Whole Time Director	
GIRIDHARI LAL TOSHNIWAL Partner M.No. 205140 Place : Hyderabad Date : 14th November, 2022		



**Independent Auditor's Review Report On Consolidated Unaudited Quarterly and year to date financial results of the Company Pursuant to the Regulation 33 of the SEBI (Listing Obligations and Disclosure Requirements) Regulations, 2015**

To The Board of Directors,  
**Gennex Laboratories Limited,**  
**Hyderabad.**

1. We have reviewed the accompanying Statement of Unaudited Consolidated Financial Results of **Gennex Laboratories Limited** ("the Company") and its share of the net profit/(loss) after tax and total comprehensive income / loss of its associates for the quarter and half year ended September 30, 2022, and for the period from April 01, 2022 to September 30, 2022 ("the Statement") being submitted by the Company pursuant to the requirement of Regulation 33 of the SEBI (Listing Obligations and Disclosure Requirements) Regulations, 2015, as amended. Attention is drawn to the fact that the consolidated figures corresponding quarter ended September 30, 2022 as reported in these financial results have been approved by the Company's Board of Directors, but have not been subjected to review.
2. This Statement, which is the responsibility of the Company's Management and approved by the Company's Board of Directors, has been prepared in accordance with the recognition and measurement principles laid down in Indian Accounting Standard 34 "Interim Financial Reporting" ("Ind AS 34"), prescribed under Section 133 of the Companies Act, 2013, and other accounting principles generally accepted in India and In compliance with Regulation 33 of the Listing Regulations. Our responsibility is to express a conclusion on the Statement based on our review.
3. We conducted our review of the Statement in accordance with the Standard on Review Engagements (SRE) 2410 "Review of Interim Financial Information Performed by the Independent Auditor of the Entity", issued by the Institute of Chartered Accountants of India. A review of interim financial information consists of making inquiries, primarily of persons responsible for financial and accounting matters, and applying analytical and other review procedures. A review is substantially less in scope than an audit conducted in accordance with Standards on Auditing specified under section 143(10) of the Act, and consequently does not enable us to obtain assurance that we would become aware of all significant matters that might be identified in an audit. Accordingly, we do not express an audit opinion.

We also performed procedures in accordance with the circular issued by the SEBI under Regulation 33 (8) of the SEBI (Listing Obligations and Disclosure Requirements) Regulations, 2015, as amended, to the extent applicable.



4. The Statement includes the results of **Deccan Remedies Limited. (Associate Company)**
5. Based on our review conducted and procedures performed as stated in paragraph 3 above and based on the consideration referred to in paragraph 6 below, nothing has come to our attention that causes us to believe that the accompanying Statement, prepared in accordance with recognition and measurement principles laid down in the aforesaid Indian Accounting Standard specified under Section 133 of the Companies Act, 2013, as amended, read with relevant rules issued thereunder and other accounting principles generally accepted in India, has not disclosed the information required to be disclosed in terms of the Regulation 33 of the Listing Regulations, including the manner in which it is to be disclosed, or that it contains any material misstatement.
6. The accompanying unaudited consolidated financial results includes unaudited interim financial results and other unaudited financial information in respect of 1 Associate, which have been reviewed by other auditors, whose interim financial results excluding consolidation eliminations reflect total revenues of Rs. 0.00 lakhs, total net Profit after tax of Rs. 0.00 lakhs and total comprehensive Profit of Rs. 0.00 lakhs, for the quarter ended September 30, 2022 as considered in the unaudited consolidated financial results. These unaudited financial results and other unaudited financial information have been approved and furnished to us by the management. Our conclusion, in so far as it relates to the affairs of these Associates, is based solely on such unaudited financial results and other unaudited financial information. According to the information and explanations given to us by the Management, these interim financial results are not material to the Group. Our conclusion on the Statement is not modified in respect of the above matter.

**For PPKG & Co**  
Chartered Accountants  
FRN No. 009655S

*Girdhari Lal Toshniwal*

**Girdhari Lal Toshniwal**  
(Partner)

M.No. 205140

UDIN: 22205140BDCIKR2883



**Place:** Hyderabad

**Date:** 14-11-2022



## Gennex Laboratories Limited

### Segment Reporting (Country Wise)

Rs. In Lakhs

The following table Shows the distribution of the Company's revenue based on the location of the customers:

Particulars	Quarterly			Halfyearly		Yearly
	30-Sep-22	30-Jun-22	30-Sep-21	30-Sep-22	30-Sep-21	31-Mar-22
Algeria	-	1.65	-	1.65	-	1.63
Argentina	-	-	-	-	-	-
Bangladesh	-	6.15	9.21	6.15	12.10	54.63
Bolivia	8.69	2.83	-	11.52	-	5.36
Colombia	40.58	220.28	358.40	260.86	398.04	1,404.59
Dubai	1.37	-	-	1.37	-	-
Ecuador	-	-	43.16	-	43.16	43.16
Egypt	329.87	103.89	113.00	433.76	290.93	697.91
El Salvador	35.53	34.36	-	69.89	-	7.26
France	-	3.51	-	3.51	-	-
Germany	16.78	2.09	32.74	18.87	45.18	133.40
Guatemala	21.44	50.99	23.74	72.43	28.95	169.81
India	1,149.18	827.58	639.74	1,976.76	1,273.90	2,760.93
Iran	13.59	-	-	13.59	-	60.50
Israel	-	-	-	-	-	-
Jordan	-	-	1.95	-	1.95	8.07
Kenya	-	-	-	-	-	2.05
Mexico	6.90	-	-	6.90	-	-
Netherlands	-	-	-	-	-	3.26
Nicaragua	-	-	-	-	-	-
Panama City	-	-	2.04	-	2.04	2.04
Peru	55.47	48.92	112.49	104.39	112.49	222.69
Russia	4.56	-	-	4.56	-	-
Saudi Arabia	-	-	-	-	-	-
Spain	4.65	-	-	4.65	2.01	51.01
Switzerland	-	-	2.81	-	2.81	4.19
Turkey	-	2.03	-	2.03	2.62	3.47
Vietnam	222.69	89.45	76.50	312.14	223.01	467.49
Yemen	-	-	-	-	13.88	17.93
	<b>1,911.30</b>	<b>1,393.73</b>	<b>1,415.78</b>	<b>3,305.03</b>	<b>2,453.07</b>	<b>6,121.38</b>

For Gennex Laboratories Limited

Date: 14.11.2022

Place: Hyderabad

**T M Gopalakrishnan**

Whole-time Director

DIN# 03137458

