



CUPID LIMITED

Manufacturers and Suppliers of Male & Female Condoms

Date: - 12/11/2021

To,

Department of Corporate Services,

BSE LIMITED,

Phiroze Jeejeebhoy Towers,

Dalal Street,

Mumbai – 400 001

SCRIP CODE: 530843

The National Stock Exchange of India Ltd.

Exchange Plaza, 5th Floor, Bandra-Kurla

Complex, Bandra (East),

Mumbai - 400051

Fax No. – 6641 8125 / 26

SCRIP CODE: CUPID

Subject: - Disclosure under regulation 33 of Securities and Exchange Board of India
(Listing Obligations and Disclosure Requirements) Regulations, 2015.

Dear Sir / Madam,

Pursuant to regulation 33 of Securities and Exchange Board of India (Listing Obligations and Disclosure Requirements) Regulations, 2015, we attached herewith the Unaudited Standalone and Consolidated Financial Results of the company for the quarter and half year ended 30th September, 2021.

Kindly take the same on your records and acknowledge the receipt.

By the order of the Board of Directors



For Cupid Limited

Saurabh V. Karmase

Company Secretary and Compliance Officer

ECSIN: EA041701A000083921

CIN No.: L25193MH1993PLC070846

Factory & Registered Office:

A-68, M.I.D.C. (Malegaon), Sinnar, Nashik - 422113, Maharashtra, India

Tel: +91 2551 230280 / 230772 / +91 7722009580 Email: info@cupidlimited.com Website: www.cupidlimited.com

Partners :

CA Sohan Chaturvedi	F.C.A.
CA Devanand Chaturvedi	F.C.A.
CA Chaturvedi V N	F.C.A.
CA Noshir B Captain	F.C.A.
CA Rajiv Chauhan	F.C.A.
CA Vimal Sethia	A.C.A.
CA Neha Gupta	A.C.A.



Chaturvedi Sohan & Co.

Chartered Accountants

FRN - 118424W

Independent Auditor's Review Report on the Quarterly Unaudited **Standalone** Financial Results of the Company Pursuant to the Regulation 33 of the SEBI (Listing Obligations and Disclosure Requirements) Regulations, 2015, as amended

Review Report to The Board of Directors CUPID LIMITED

1. We have reviewed the accompanying statement of unaudited standalone financial results of Cupid Ltd (the "Company") for the quarter ended September 30, 2021 and year to date from April 01, 2021 to September 30, 2021, being submitted by the Company pursuant to the requirements of Regulation 33 of the SEBI (Listing Obligations and Disclosure Requirements) Regulations, 2015, as amended (the "Listing Regulations").

2. This Statement, which is the responsibility of the Company's Management and approved by the Company's Board of Directors, has been prepared in accordance with the recognition and measurement principles laid down in Indian Accounting Standard 34, (Ind AS 34) "Interim Financial Reporting" prescribed under Section 133 of the Companies Act, 2013 as amended, read with relevant rules issued thereunder and other accounting principles generally accepted in India. Our responsibility is to express a conclusion on the Statement based on our review.

3. We conducted our review of the Statement in accordance with the Standard on Review Engagements (SRE) 2410, "Review of Interim Financial Information Performed by the Independent Auditor of the Entity" issued by the Institute of Chartered Accountants of India. This standard requires that we plan and perform the review to obtain moderate assurance as to whether the Statement is free of material misstatement. A review is limited primarily to inquiries of company personnel and analytical procedures applied to financial data and thus provide less assurance than an audit. We have not performed an audit and accordingly, we do not express an audit opinion.

4. Based on our review conducted as above, nothing has come to our attention that causes us to believe that the accompanying Statement, prepared in accordance with the recognition and measurement principles laid down in the aforesaid Indian Accounting Standards ('Ind AS') specified under Section 133 of the Companies Act, 2013 as amended, read with relevant rules issued thereunder and other accounting principles generally accepted in India, has not disclosed the information required to be disclosed in terms of the Listing Regulations, including the manner in which it is to be disclosed, or that it contains any material misstatement.

For Chaturvedi Sohan & co.
Chartered Accountants
Firm Registration No: 118424W

VIVEKANAND
CHATURVEDI

Digitally signed by VIVEKANAND
CHATURVEDI
Date: 2021.11.12 18:01:45 +05'30'

Vivekanand Chaturvedi

Partner

Membership No.106403

UDIN: 21106403AAAAFC1182




Place: Mumbai

Date: 12/11/2021

Statement of Unaudited Standalone Financial Results for the Quarter and Half Year Ended 30th September, 2021

(₹ in Lacs except EPS data , unless otherwise stated)

S.No.	Particulars	Quarter Ended On			Half Year Ended		Year Ended
		30-Sep-2021 (Unaudited)	30-Jun-2021 (Unaudited)	30-Sep-2020 (Unaudited)	30-Sep-2021 (Unaudited)	30-Sep-2020 (Unaudited)	31-Mar-2021 (Audited)
1	Revenue from operation	3,279.48	3,235.24	2,945.55	6,514.72	5,739.08	14,373.05
2	Other Non - operation Incomes	128.30	120.95	138.82	249.25	193.41	516.98
	Total Income	3,407.78	3,356.19	3,084.37	6,763.97	5,932.49	14,890.03
3	Expenses						
a)	Cost of Material Consumed	1,640.18	1,295.61	1,054.14	2,935.79	1,548.93	4,861.63
b)	Change in Inventories	(112.26)	(115.80)	(377.73)	(228.06)	(20.11)	184.59
c)	Employee benefit expenses	305.49	275.61	252.65	581.10	496.88	1,014.88
d)	Finance costs	4.03	2.04	11.27	6.07	32.28	39.40
e)	Depreciation	61.00	60.85	65.08	121.85	129.21	259.89
f)	Other Expenses	894.45	1,046.88	1,141.96	1,941.33	2,024.07	4,709.54
	Total Expenses	2,792.89	2,565.19	2,147.37	5,358.08	4,211.26	11,069.93
4	Profit from Continuing Operation Before Exceptional items and Taxes	614.89	791.00	937.00	1,405.89	1,721.23	3,820.10
5	Profit From Ordinary Activities Before Tax	614.89	791.00	937.00	1,405.89	1,721.23	3,820.10
6	Less : Tax Expenses						
a)	Income tax for current quarter/ year	142.24	187.97	233.22	330.21	426.41	946.98
b)	Short / (Excess) provision of earlier years	-	-	-	-	-	43.96
c)	Deferred Tax Expenses / (Credit)	7.85	8.13	(4.52)	15.98	(5.61)	(69.18)
7	Net Profit / (Loss) From Ordinary Activities after tax for the period	464.80	594.90	708.30	1,059.70	1,300.43	2,898.33
8	Other Comprehensive Income / (Loss) (Net of Tax)						
a)	Item that will not be reclassified to profit and loss account						
(i)	Remeasurement of employee defined benefit obligation	(8.16)	-	-	(8.16)	-	(35.04)
(ii)	Income Tax relating to items that will not be reclassified to profit or loss	2.05	-	-	2.05	-	8.82
9	Total Comprehensive Income (after tax) for the period	458.69	594.90	708.30	1,053.59	1,300.43	2,872.12
10	Paid up Equity Share Capital (Face value Rs.10/-)	1,333.80	1,333.80	1,333.80	1,333.80	1,333.80	1,333.80
11	Earning Per Share (EPS)						
(a)	Basic EPS (Amount is Rs)	3.48	4.46	5.31	7.94	9.75	21.73
(b)	Diluted EPS..... (Amount is Rs)	3.48	4.46	5.31	7.94	9.75	21.73




NOTES TO THE QUARTERLY RESULT: -

1. The above unaudited standalone financial results were reviewed by the Audit Committee and have been approved by the Board of Director at its meeting held on 12th November, 2021.
2. Financial results for all the periods presented have been prepared in accordance with the recognition and measurement principle of Ind AS notified under the Companies (Indian Accounting Standard) Rules, 2015 as amended from time to time.
3. The company's business operation comprises of operating segments viz., Male and Female contraceptives, other relevant products and In Vitro Devices (IVD).
4. Board of Director have considered and declared the 1st Interim Dividend for the financial year 2021-2022 of ₹ 1 /- per share of ₹ 10/- each.
5. The Board of Directors authorised Mr. Pradeep Kumar Jain, Independent director to sign the standalone financial results of the company for quarter ended 30th September, 2021.
6. The previous period / year financial figures have been regrouped / rearranged wherever necessary to make them comparable.
7. The results of the Company are available for investors at <https://www.cupidlimited.com/>, <https://www.nseindia.com/> and <https://www.bseindia.com/>

Place: Mumbai

Date: 12th November, 2021

For and on behalf of
Cupid Limited


Pradeep Kumar Jain
(Independent Director)



Cupid Limited


Standalone Statement of Assets and Liabilities as at September, 30, 2021

(Rs. In Lacs)

Particulars	As at 30.09.2021	As at 31.03.2021
	Unaudited	Audited
ASSETS		
Non-current assets		
Property, Plant and Equipment	2,798.31	2,906.46
Capital Work In Progress	676.73	140.16
Intangible assets	5.55	6.82
Investment In Associate	42.50	-
Financial Non - Current Assets		
Non Current Investments	-	-
Other financial assets	-	-
Other non-current assets	-	-
Total Non - Current Assets	3,523.09	3,053.44
Current assets		
Inventories	1,702.11	1,378.48
Financial Current Assets		
Trade receivables	2,291.40	2,546.73
Current Investments	4,898.86	4,761.72
Cash and cash equivalents	553.08	99.25
Bank balances other than cash & cash equivalents	1,860.47	1,828.91
Short Term Loan	337.56	178.71
Other financial assets	119.83	81.98
Other current assets	1,305.06	1,308.71
Total Current Assets	13,068.37	12,184.49
Total Assets	16,591.46	15,237.95
EQUITY AND LIABILITIES		
EQUITY		
Equity Share capital	1,333.80	1,333.80
Other Equity	12,344.07	11,751.20
Total Equity	13,677.87	13,085.00
LIABILITIES		
Non-current liabilities		
Deferred tax liabilities (net)	85.84	69.86
Provisions	-	-
Others	17.50	-
Financial Liabilities	-	-
Total Non Current Liabilities	103.34	69.86
Current liabilities		
Financial Current Liabilities		
Current Borrowings	816.39	-
Trade payables	928.54	1,005.81
Other financial liabilities	680.11	575.32
Provisions	127.52	104.27
Other current liabilities	76.33	120.52
Income tax liabilities (Net)	181.36	277.15
Total Current Liabilities	2,810.25	2,083.07
Total Equity and Liabilities	16,591.46	15,237.95

On Behalf of Board of Directors
For Cupid Limited


Pradeep Kumar Jain
Independent Director
DIN No. : 01852819



Place: Mumbai
Date : 12th November, 2021

Cupid Limited
Standalone Statement of Cash flows for the Six Months Ended September 30, 2021

		(Rs. In Lacs)	
Particulars		As at 30.09.2021	As at 31.03.2020
Operating activities			
Net Profit/(Loss) before Tax		1,405.89	3,820.09
Adjustments to reconcile profit before tax to net cash inflow from operating activities			
Finance Cost		6.07	39.40
Depreciation		121.85	259.90
Unrealised Income on Mutual Fund		(72.77)	(114.99)
Interest Income		(163.49)	(271.02)
OCI (Net of tax)		(6.11)	(26.22)
Reversal of lease assts and liability effect net off		-	10.54
Expected Credit Loss		-	(117.01)
		1,291.44	3,600.69
Working capital adjustments:-			
(Increase) / Decrease in Inventories		(323.63)	269.48
(Increase) / Decrease in Other Loans and advances		(158.85)	(129.08)
(Increase) / Decrease in Other current assets		(34.19)	450.16
(Increase) / Decrease in Trade and other Receivables		255.33	1,759.41
Increase / (Decrease) in Provision		31.41	41.23
Increase / (Decrease) in Trade Payables		(77.27)	(1,177.62)
Increase / (Decrease) in Other Current Liabilities & Provisions		(3.77)	319.68
		980.47	5,133.95
Income taxes paid		(346.19)	(945.17)
Net cash flow from operating activities		634.28	4,188.78
Investing activities			
Purchase of property, plant and equipment		(476.23)	(387.77)
(Increase) / Decrease in fixed deposit		(31.55)	1,759.91
(Purchase)/Sale of Investments & Fair Value Changes		(179.65)	(2,524.86)
Interest Income		163.49	271.02
Net cash flow used in investing activities		(523.94)	(881.70)
Financing activities			
Dividend Declared & Approved		(466.83)	(133.38)
Short Term Borrowings		816.39	(3,129.75)
Interest paid		(6.07)	(39.40)
Net cash flow from financing activities		343.49	(3,302.53)
Increase in cash and cash equivalents		453.83	4.55
Opening Cash and cash equivalents		99.25	94.70
Closing Cash and cash equivalents		553.08	99.25
		-	-




Cupid Limited						
Unaudited Standalone Segment-wise Revenue, Results, Assets and Liabilities for the Quarter Ended and Six Month Ended as on 30th September, 2021 (₹ in Lacs)						
Particular	Quarter Ended On		Half Year Ended		Year Ended	
	30-Sep-2021	30-Jun-2021	30-Sep-2020	30-Sep-2021	30-Sep-2020	31-Mar-2021
	Un-audited	Un-audited	Un-audited	Un-audited	Un-audited	Audited
1 Segment Revenue						
a) Male and Female Contraceptives	3,243.53	2,899.03	-	6,142.56	-	-
b) In Vitro Devices (IVD)	35.91	336.25	-	372.16	-	-
c) Others / Unallocated	128.34	120.91	-	249.25	-	-
Total	3,407.78	3,356.19		6,763.97		
Less: Inter Segment Revenue	-	-		-	-	-
Gross Revenue from sale of product & Service	3,407.78	3,356.19				
2 Segment Results Profit/(Loss) Before Tax						
a) Male and Female Contraceptives	476.56	589.12	-	1,065.68	-	-
b) In Vitro Devices (IVD)	4.16	86.80	-	90.96	-	-
c) Others / Unallocated	134.17	115.08	-	249.25	-	-
Total Profit Before Tax	614.89	791.00		1,405.89		
3 Segment Assets						
a) Male and Female Contraceptives	7,924.56	8,130.94	-	7,924.56	-	-
b) In Vitro Devices (IVD)	714.21	732.16	-	714.21	-	-
c) Others / Unallocated	7,665.53	7,704.83	-	7,665.53	-	-
Total Assets	16,304.30	16,567.93		16,304.30		
4 Segment Liabilities						
a) Male and Female Contraceptives	1,510.01	1,982.35	-	1,510.01	-	-
b) Vitro Diagnostic Device (IVD)	45.47	243.80	-	45.47	-	-
c) Others / Unallocated	1,045.48	639.18	-	1,045.48	-	-
Total Liabilities	2,600.96	2,865.33		2,600.96		



Partners :

CA Sohan Chaturvedi	F.C.A.
CA Devanand Chaturvedi	F.C.A.
CA Chaturvedi V N	F.C.A.
CA Noshir B Captain	F.C.A.
CA Rajiv Chauhan	F.C.A.
CA Vimal Sethia	A.C.A.
CA Neha Gupta	A.C.A.



Chaturvedi Sohan & Co.

Chartered Accountants

FRN - 118424W

Independent Auditor's Review Report on the Quarterly Unaudited **Consolidated** Financial Results of the Company Pursuant to the Regulation 33 of the SEBI (Listing Obligations and Disclosure Requirements) Regulations, 2015, as amended

Review Report to
The Board of Directors
CUPID Limited

1. We have reviewed the accompanying Statement of Unaudited Consolidated Financial Results of CUPID Limited (the "Holding Company") and its associates (the Holding Company and its associates together referred to as "the Group"), its associates for the quarter ended September 30, 2021 and year to date from April 01, 2021 to September 30, 2021 being submitted by the Holding Company pursuant to the requirements of Regulation 33 of the SEBI (Listing Obligations and Disclosure Requirements) Regulations, 2015, as amended (the "Listing Regulations").

2. This Statement, which is the responsibility of the Holding Company's Management and approved by the Holding Company's Board of Directors, has been prepared in accordance with the recognition and measurement principles laid down in Indian Accounting Standard 34, (Ind AS 34) "Interim Financial Reporting" prescribed under Section 133 of the Companies Act, 2013 as amended, read with relevant rules issued thereunder and other accounting principles generally accepted in India. Our responsibility is to express a conclusion on the Statement based on our review.

3. We conducted our review of the Statement in accordance with the Standard on Review Engagements (SRE) 2410, "Review of Interim Financial Information Performed by the Independent Auditor of the Entity" issued by the Institute of Chartered Accountants of India. This standard requires that we plan and perform the review to obtain moderate assurance as to whether the Statement is free of material misstatement. A review of interim financial information consists of making inquiries, primarily of persons responsible for financial and accounting matters, and applying analytical and other review procedures. A review is substantially less in scope than an audit conducted in accordance with Standards on Auditing and consequently does not enable us to obtain assurance that we would become aware of all significant matters that might be identified in an audit. Accordingly, we do not express an audit opinion. We also performed procedures in accordance with the Circular No. CIR/CFD/CMD1/44/2019 dated March 29, 2019 issued by the Securities and Exchange Board of India under Regulation 33(8) of the Listing Regulations, to the extent applicable.

4. The Statement includes the results of the associates.

5. Based on our review conducted and procedures performed as stated in paragraph 3 above and based on the consideration of the review report of other auditor referred to in paragraph 6 below, nothing has come to our attention that causes us to believe that the accompanying Statement, prepared in accordance with recognition and measurement principles laid down in the aforesaid Indian Accounting Standards ('Ind AS') specified under Section 133 of the Companies Act, 2013, as amended, read with relevant rules issued thereunder and other accounting principles generally accepted in India, has not disclosed the information required to be disclosed in terms of the Listing Regulations, including the manner in which it is to be disclosed, or that it contains any material misstatement.

6. The accompanying Statement includes the unaudited interim financial results and other financial information, in respect of associates, whose unaudited interim financial results include total revenues of **Rs. 757.66 Lakhs, total net Loss of Rs. 62.54 Lakhs** from April 01, 2021 to September 30, 2021 as considered in the Statement which have been reviewed by the independent auditor. The independent auditor's report on interim financial results of these entities have been furnished to us by the Management and our conclusion on the Statement, in so far as it relates to the amounts and disclosures in respect of these associates is based solely on the report of such auditor and procedures performed by us as stated in paragraph 3 above. Our conclusion on the Statement in respect of matters stated in paragraph 6 above is not modified with respect to our reliance on the work done and the report of the other auditor.

For Chaturvedi Sohan & co.
Chartered Accountants
Firm Registration No: 118424W

VIVEKANAND
CHATURVEDI

Digitally signed by
VIVEKANAND CHATURVEDI
Date: 2021.11.12 18:02:28
+05'30'

Vivekanand Chaturvedi

Partner

Membership No.106403

UDIN: 21106403AAAAFB6325




Place: Mumbai

Date: 12/11/2021

Statement of Unaudited Consolidated Financial Results for the Quarter and Half Year Ended 30th September, 2021

(₹ in Lacs except EPS data , unless otherwise stated)

S.No.	Particulars	Quarter Ended On			Half Year Ended		Year Ended
		30-Sep-2021 (Unaudited)	30-Jun-2021 (Unaudited)	30-Sep-2020 (Unaudited)	30-Sep-2021 (Unaudited)	30-Sep-2020 (Unaudited)	31-Mar-2021 (Audited)
1	Revenue from operation	3,279.48	3,235.24	2,945.55	6,514.72	5,739.08	14,373.05
2	Other Non - operation Incomes	128.30	120.95	138.82	249.25	193.41	516.98
	Total Income	3,407.78	3,356.19	3,084.37	6,763.97	5,932.49	14,890.03
3	Expenses						
a)	Cost of Material Consumed	1,640.18	1,295.61	1,054.14	2,935.79	1,548.93	4,861.63
b)	Change in Inventories	(112.26)	(115.80)	(377.73)	(228.06)	(20.11)	184.59
c)	Employee benefit expenses	305.49	275.61	252.65	581.10	496.88	1,014.88
d)	Finance costs	4.03	2.04	11.27	6.07	32.28	39.40
e)	Depreciation	61.00	60.85	65.08	121.85	129.21	259.89
f)	Other Expenses	894.45	1,046.88	1,141.96	1,941.33	2,024.07	4,709.54
	Total Expenses	2,792.89	2,565.19	2,147.37	5,358.08	4,211.26	11,069.93
4	Profit from Continuing Operation Before Exceptional items and Taxes	614.89	791.00	937.00	1,405.89	1,721.23	3,820.10
5	Profit From Ordinary Activities Before Tax	614.89	791.00	937.00	1,405.89	1,721.23	3,820.10
6	Less : Tax Expenses						
a)	Income tax for current quarter/ year	142.24	187.97	233.22	330.21	426.41	946.98
b)	Short / (Excess) provision of earlier years	-	-	-	-	-	43.96
c)	Deferred Tax Expenses / (Credit)	7.85	8.13	(4.52)	15.98	(5.61)	(69.18)
7	Net Profit / (Loss) From Ordinary Activities after tax for the period	464.80	594.90	708.30	1,059.70	1,300.43	2,898.33
8	Share of Profit / (loss) (PAT) of Associates	(21.23)	(3.79)	-	(25.02)	-	-
9	Net Profit for the Peroid	443.57	591.11	708.30	1,034.68	1,300.43	2,898.33
10	Other Comprehensive Income / (Loss) (Net of Tax)						
a)	Item that will not be reclassified to profit and loss account						
(i)	Remeasurement of employee defined benefit obligation	(8.16)		-	(8.16)	-	(35.04)
(ii)	Income Tax relating to items that will not be reclassified to profit or loss	2.05		-	2.05	-	8.82
11	Share of OCI (Net of tax) of Associates	-	-	-	-	-	-
12	Total Comprehensive Income	437.47	591.11	708.30	1,028.58	1,300.43	2,872.12
13	Paid up Equity Share Capital (Face value Rs.10/-)	1,333.80	1,333.80	1,333.80	1,333.80	1,333.80	1,333.80
14	Earning Per Share (EPS)						
(a)	Basic EPS (Amount is Rs)	3.33	4.43	5.31	7.76	9.75	21.73
(b)	Diluted EPS..... (Amount is Rs)	3.33	4.43	5.31	7.76	9.75	21.73



NOTES TO THE QUARTERLY RESULT: -

1. The above unaudited consolidated financial results were reviewed by the Audit Committee and have been approved by the Board of Director at its meeting held on 12th November, 2021.
2. Financial results for all the periods presented have been prepared in accordance with the recognition and measurement principle of Ind AS notified under the Companies (Indian Accounting Standard) Rules, 2015 as amended from time to time.
3. The company's business operation comprises of operating segments viz., Male and Female contraceptives, other relevant products and In Vitro Devices (IVD).
4. The Consolidated financial have been prepared in accordance with Ind AS 110 read with Ind AS 28 which include the standalone results of the parent company and its associate viz. Selo Healthcare Private Limited.
5. During the year the Company has invested in associates company, this is the first year of consolidation hence previous year figures of consolidated financials and cash flow has taken from standalone financials statement as of 31-03-2021 accordingly it is not comparable.
6. Board of Director have considered and declared the 1st Interim Dividend for the financial year 2021-2022 of ₹ 1 /- per share of ₹ 10/- each.
7. The Board of Directors authorised Mr. Pradeep Kumar Jain, Independent director to sign the consolidated financial results of the company for quarter ended 30th September, 2021.
8. The previous period / year financial figures have been regrouped / rearranged wherever necessary to make them comparable.
9. The results of the Company are available for investors at <https://www.cupidlimited.com/>, <https://www.nseindia.com/> and <https://www.bseindia.com/>

Place: Mumbai

Date: 12th November, 2021



For and on behalf of
Cupid Limited

Pradeep Kumar Jain
(Independent Director)

Cupid Limited

Consolidated Statement of Assets and Liabilities as at September, 30, 2021

(Rs. In Lacs)

Particulars	As at 30.09.2021 Unaudited	As at 31.03.2021 Audited
ASSETS		
Non-current assets		
Property, Plant and Equipment	2,798.31	2,906.46
Capital Work In Progress	676.73	140.16
Intangible assets	5.55	6.82
Investment In Associate	17.48	-
Financial Non - Current Assets		
Non Current Investments	-	-
Other financial assets	-	-
Other non-current assets	-	-
Total Non - Current Assets	3,498.07	3,053.44
Current assets		
Inventories	1,702.11	1,378.48
Financial Current Assets		
Trade receivables	2,291.40	2,546.73
Current Investments	4,898.86	4,761.72
Cash and cash equivalents	553.08	99.25
Bank balances other than cash & cash equivalents	1,860.47	1,828.91
Short Term Loan	337.56	178.71
Other financial assets	119.83	81.98
Other current assets	1,305.06	1,308.71
Total Current Assets	13,068.37	12,184.49
Total Assets	16,566.44	15,237.95
EQUITY AND LIABILITIES		
EQUITY		
Equity Share capital	1,333.80	1,333.80
Other Equity	12,319.05	11,751.20
Total Equity	13,652.85	13,085.00
LIABILITIES		
Non-current liabilities		
Deferred tax liabilities (net)	85.84	69.86
Provisions	-	-
Others	17.50	-
Financial Liabilities	-	-
Total Non Current Liabilities	103.34	69.86
Current liabilities		
Financial Current Liabilities		
Current Borrowings	816.39	-
Trade payables	928.54	1,005.81
Other financial liabilities	680.11	575.32
Provisions	127.52	104.27
Other current liabilities	76.33	120.52
Income tax liabilities (Net)	181.36	277.15
Total Current Liabilities	2,810.25	2,083.07
Total Equity and Liabilities	16,566.44	15,237.93

On Behalf of Board of Directors
For Cupid Limited



Place: Mumbai
Date : 12th November, 2021

Pradeep Kumar Jain
Independent Director
DIN No. : 01852819

Cupid Limited
Consolidated Statement of Cash flows for the Six Months Ended September 30, 2021

		(Rs. In Lacs)	
Particulars		As at 30.09.2021	As at 31.03.2020
Operating activities			
Net Profit/(Loss) before Tax		1,405.89	3,820.09
Adjustments to reconcile profit before tax to net cash inflow from operating activities			
Finance Cost		6.07	39.40
Depreciation		121.85	259.90
Unrealised Income on Mutual Fund		(72.77)	(114.99)
Interest Income		(163.49)	(271.02)
OCI (Net of tax)		(6.11)	(26.22)
Losses of ascoaites Company		(25.02)	10.54
Expected Credit Loss		-	(117.01)
		1,266.42	3,600.69
Working capital adjustments:-			
(Increase) / Decrease in Inventories		(323.63)	269.48
(Increase) / Decrease in Other Loans and advances		(158.85)	(129.08)
(Increase) / Decrease in Other current assets		(34.19)	450.16
(Increase) / Decrease in Trade and other Receivables		255.33	1,759.41
Increase / (Decrease) in Provision		31.41	41.23
Increase / (Decrease) in Trade Payables		(77.27)	(1,177.62)
Increase / (Decrease) in Other Current Liabilities & Provisions		(3.77)	319.68
		955.45	5,133.95
Income taxes paid		(346.19)	(945.17)
Net cash flow from operating activities		609.26	4,188.78
Investing activities			
Purchase of property, plant and equipment		(476.23)	(387.77)
(Increase) / Decrease in fixed deposit		(31.55)	1,759.91
(Purchase)/Sale of Investments & Fair Value Changes		(179.65)	(2,524.86)
Interest Income		163.49	271.02
losses of ascoaites company		25.02	-
Net cash flow used in investing activities		(498.92)	(881.70)
Financing activities			
Dividend Declared & Approved		(466.83)	(133.38)
Short Term Borrowings		816.39	(3,129.75)
Interest paid		(6.07)	(39.40)
Net cash flow from financing activities		343.49	(3,302.53)
Increase in cash and cash equivalents		453.83	4.55
Opening Cash and cash equivalents		99.25	94.70
Closing Cash and cash equivalents		553.08	99.25




Cupid Limited							
Consolidated Unaudited Segment-wise Revenue, Results, Assets and Liabilities for the Quarter Ended and Six Month Ended as on 30th September, 2021 (₹ in Lacs)							
Particular	Quarter Ended On		Half Year Ended		Year Ended		
	30-Sep-2021	30-Jun-2021	30-Sep-2020	30-Sep-2021	30-Sep-2020	31-Mar-2021	
	Un-audited	Un-audited	Un-audited	Un-audited	Un-audited	Audited	
1 Segment Revenue							
a) Male and Female Contraceptives	3,243.53	2,899.03	-	6,142.56	-	-	
b) In Vitro Devices (IVD)	35.91	336.25	-	372.16	-	-	
c) Others / Unallocated	128.34	120.91	-	249.25	-	-	
Total	3,407.78	3,356.19	-	6,763.97			
Less: Inter Segment Revenue	-	-	-	-	-	-	
Gross Revenue from sale of product & Service	3,407.78	3,356.19	-	6,763.97	-	-	
2 Segment Results Profit/(Loss) Before Tax							
a) Male and Female Contraceptives	476.56	589.12	-	1,065.68	-	-	
b) In Vitro Devices (IVD)	(17.07)	83.01	-	65.94	-	-	
c) Others / Unallocated	134.17	115.08	-	249.25	-	-	
Total Profit Before Tax	593.66	787.21	-	1,380.87			
3 Segment Assets							
a) Male and Female Contraceptives	7,926.56	8,130.94	-	7,926.56	-	-	
b) In Vitro Devices (IVD)	689.19	732.16	-	689.19	-	-	
c) Others / Unallocated	7,665.53	7,704.83	-	7,665.53	-	-	
Total Assets	16,281.28	16,567.93	-	16,281.28	-	-	
4 Segment Liabilities							
a) Male and Female Contraceptives	1,510.01	1,982.35		1,510.01	-	-	
b) Vitro Diagnostic Device (IVD)	45.47	243.80		45.47	-	-	
c) Others / Unallocated	1,045.48	639.18		1,045.48	-	-	
Total Liabilities	2,600.96	2,865.33		2,600.96	-	-	



(Signature)