

ISO 9001-2015 CERTIFIED COMPANY

CHEMTECH INDUSTRIAL VALVES LIMITED

(CIN:L29299MH1997PLC105108)

Regd. Office: 105 HIRANANDANI INDL. ESTATE, OPP. KANJUR MARG RLY STATION, MUMBAI-400078

E-mail id: cs.chemtech@gmail.com

website: www.chemtechvalves.com

Standalone Un Audited Financial results For the Quarter ended 30/09/2022

(Rs. In Lakhs) Except EPS

Particulars	3 months ended (30/09/2022)	3 months ended (30/06/2022)	3 months ended (30/09/2021)	Six Month Ended (30/09/2022)	Six Month Ended (30/09/2021)	Year Ended Year to date figures for previous period ended (31/03/2022) (Audited)
(Refer Notes Below)	(Unaudited)	(Unaudited)	(Unaudited)	(Unaudited)	(Unaudited)	(Audited)
1. Revenue from Operations						
Revenue from operations	408.31	397.58	254.68	805.89	454.10	1,149.38
Other income	3.26	43.31	2.34	46.56	3.08	18.15
Total Revenue	411.57	440.89	257.02	852.46	457.17	1,167.53
2. Expenses						
(a) Cost of Materials consumed	154.64	192.35	162.42	346.99	172.63	624.94
(b) Purchase of stock-in-trade	-	-	-	-	-	-
(c) Changes in inventories of finished goods, work-in-progress and stock-in-trade	77.54	15.57	(7.54)	93.11	102.75	(16.16)
(d) Employee benefits expense	44.75	44.86	30.68	89.61	69.87	164.88
(e) Finance Costs	28.61	27.22	36.62	55.84	68.28	136.29
(f) Depreciation and amortisation expense	21.83	26.88	25.03	48.70	49.67	101.13
(g) Other expenses (Any item exceeding 10% of the total expenses relating to continuing operations to be shown separately)	87.03	84.19	49.56	171.21	87.10	216.84
Total Expenses	414.40	391.07	296.78	805.46	550.31	1,227.91
3. Profit / (Loss) before exceptional, extraordinary items and tax	(2.83)	49.82	(39.75)	46.99	(93.14)	(60.38)
4. Exceptional Items						
5. Profit / (Loss) before extraordinary items and tax	(2.83)	49.82	(39.75)	46.99	(93.14)	(60.38)
6. Extraordinary items						
7. Profit / (Loss) before Tax	(2.83)	49.82	(39.75)	46.99	(93.14)	(60.38)
8. Tax expense						
Current Tax (After MAT Adjustment)	-	-	-	-	-	-
Deferred Tax	(5.02)	16.35	(0.84)	11.32	(2.09)	(4.31)
Total Tax Expenses	(5.02)	16.35	(0.84)	11.32	(2.09)	(4.31)
9. Net profit (Loss) for the period	2.19	33.47	(38.92)	35.67	(91.05)	(56.07)
10. Other Comprehensive Income						
(a) Items that will not be reclassified to profit or loss						
(b) Income tax relating to items that will not be reclassified to Profit or loss						
(c) Items that will be classified to profit or loss						
(d) Income tax relating to items that will be reclassified to profit or loss						
Other Comprehensive Income	-	-	-	-	-	-
11. Details of equity share capital						
Paid-up share capital	1,148.73	1,148.73	1,148.73	1,148.73	1,148.73	1,148.73
Face value of equity share capital	10.00	10.00	100.00	10.00	10.00	10.00
12. Reserves excluding revaluation reserve						(256.63)
13. Earning per Equity Share						
Basic earning (loss) per share from continuing and discontinued operations	0.02	0.29	(0.34)	0.31	(0.79)	(0.49)
Diluted earnings (loss) per share from continuing and discontinued operations	0.02	0.29	(0.34)	0.31	(0.79)	(0.49)

Note :

- The above results have been reviewed by the Audit Committee and approved by the Board of Directors in its meeting held on 14/11/2022
- The format for above results as prescribed in SEBI's circular CIR/CFD/CMD/IS/ZDIS dated Nov 30, 2015 has been modified to comply with the requirements of SEBI's circular dated July 5, 2016, Ind As and Schedule III (Division II) to the Companies Act, 2013 applicable to companies that are required to comply with Ind As.
- The figures have been regrouped/rearranged wherever necessary. The figures of last quarter are the balancing figures between audited figures in respect of the full financial year and the published year to-date figures upto the third quarter of the current financial year.
- The Operation of the Company predominantly relates in two business segments i.e. "Manufacturing of Industrial Valves" and "Trading of various items for project sales". Business segments have been identified as separable primary segment in accordance with Indian Accounting Standard 108 "Operating Segments" as prescribed under Companies (Accounting Standards) Rules, 2006, taking into menu the organizational and internal reporting structure as well as evaluation of risks and returns of these segments. The balance is shown as unallocated items.



Date: 14.11.2022

Place: Mumbai

For, Chemtech Industrial Valves Limited

Harsh P. Badkur
HARSH PRADEEP BADKUR
 Managing Director
 DIN:00676715





UnAudited Statement of Assets And Liabilities for the Period Ended On 30/09/2022			
Statement of Assets and Liabilities		Amount In lacs.	
		As at 30.09.2022 (Unaudited)	As at 31.03.2022 (Audited)
Sr. No.	Particulars		
A	ASSETS		
1	Non-Current Assets		
(a)	Property, Plant and Equipment	1177.66	1173.16
(b)	Capital Work-in-Progress	28.67	28.67
(c)	Investment Property		
(d)	Intangible Assets	2.44	2.44
(e)	Financial Assets		
	- Non Current Investments	5.38	5.38
	- Trade Receivables	191.57	227.93
	- Loans and Advance		0.00
	- Other Non Current Financial Assets	15.82	7.53
(f)	Non Current Tax Assets (Net)		
(g)	Other Non-Current Assets		7.27
	TOTAL NON CURRENT ASSETS	1,421.54	1,452.38
2	Current Assets		
(a)	Inventories	303.47	355.77
(b)	Financial Assets		
	- Investments		
	- Trade Receivables	296.60	251.79
	- Cash and cash equivalents	45.69	299.32
	- Other Bank Balances		
	- Loans	202.16	5.38
	- Other Financial Assets	8.80	8.13
(c)	Other Current Assets	315.37	308.62
	TOTAL CURRENT ASSETS	1,172.08	1,229.01
	TOTAL ASSETS	2,593.62	2,681.40
B	EQUITY AND LIABILITIES		
1	Equity		
(a)	Equity Share Capital	1148.73	1148.73
(b)	Other Equity	(192.38)	(228.04)
	TOTAL EQUITY	956.36	920.69
2	Liabilities		
(A)	Non-current Liabilities		
(a)	Financial Liabilities		
	- Borrowings	1000.47	1026.97
	- Trade Payables	2.06	2.88
(b)	Provisions	17.59	17.24
(c)	Deferred Tax Liabilities	63.11	51.79
(d)	Other Non Current Liabilities	-	-
	TOTAL NON CURRENT LIABILITIES	1,083.23	1,098.87
(B)	Current Liabilities		
(a)	Financial Liabilities		
	- Borrowings	133.12	163.41
	- Trade Payables	249.13	377.08
	- Other Current Financial Liabilities	34.19	24.67
(b)	Other Current Liabilities	137.59	96.31
(c)	Provisions		0.36
(d)	Current Tax Liabilities (Net)		
	TOTAL CURRENT LIABILITIES	554.03	661.83
	TOTAL LIABILITIES		
	TOTAL EQUITIES AND LIABILITIES	2,593.62	2,681.40
Date: 14.11.2022			
Place: Mumbai			
	For, Chemtech Industrial Valves Limited		
	 HARSH PRADEEP BADKUR (Managing Director) (DIN:00676715)		
			

Un-audited Segment wise Revenue, Results and Capital Employed for Quarter Ended as on 30th September, 2022

Sr. No	Particulars	Quarter Ended			Six Month Ended		Previous Year Ended
		30.09.2022	30.06.2022	30.09.2021	30.09.2022	30.09.2021	31.03.2022
		(Unaudited)	(Unaudited)	(Unaudited)	(Unaudited)	(Unaudited)	(Audited)
1	Segment Revenue						
a.	Manufacturing	408.31	397.58	254.68	805.89	454.10	1,149.38
b.	Trading of Steel Wire Rod	-	-	-	-	-	-
c.	Project Sales	-	-	-	-	-	-
d.	Unallocated	3.26	43.31	2.34	46.56	3.08	18.15
a.	Total	411.57	440.89	257.02	852.46	457.17	1,167.52
	Less : Inter Segment Revenue	-	-	-	-	-	-
	Net Income from Operations	411.57	440.89	257.02	852.46	457.17	1,167.52
2	Segment Results Profit / (Loss) before tax and interest from each segment						
a.	Manufacturing	68.47	82.84	29.07	151.31	49.92	239.18
b.	Trading of Steel Wire Rod	-	-	-	-	-	-
c.	Project Sales	-	-	-	-	-	-
d.	Unallocated	(42.69)	(5.79)	(32.20)	(48.48)	(74.77)	(163.27)
b.	Total	25.78	77.05	(3.13)	102.83	(24.85)	75.91
	Less : Finance Cost	28.61	27.22	36.62	55.84	68.28	136.29
	Other Unallocable Expenditure Net Off	-	-	-	-	-	-
	Unallocable Income	-	-	-	-	-	-
	Total Profit/(Loss) before Tax (A-B)	(2.83)	49.82	(39.75)	46.99	(93.14)	(60.38)
3	Capital Employed (Segment assets - Segment liabilities)						
a.	Manufacturing	1,473.32	1,437.68	877.87	1,473.32	877.87	670.06
b.	Trading of Steel Wire Rod	-	-	-	-	-	-
c.	Project Sales	-	-	3.04	-	3.04	(1.92)
d.	Unallocated	(12.04)	48.58	(1.12)	(12.04)	(1.12)	252.55
	Total	1,461.28	1,486.26	879.79	1,461.28	879.79	920.69

Date: 14.11.2022
Place: Mumbai

For, Chemtech Industrial Valves Limited

Harsh P. Badkar
(Managing Director)
DIN: 00676715



Particulars	For the year ended 30th September, 2022	For the six month Ended on 30th september 2021
A. Cash flow from operating activities		
Net Profit / (Loss) before tax	46.99	(93.14)
Adjustments for:		
Depreciation and amortization	48.70	49.67
Finance costs	55.84	68.28
Provision for Gratuity		
Profit/ Loss on sale of Machinery	(42.86)	
Foreign Exchange Fluctuation		
Sundry Balance written off		
Interest Received	(0.83)	(0.33)
Dividend income		
Loan Processing Fee		
Operating Profit before Working capital changes	107.85	24.48
Adjusted for:		
Inventories	52.30	39.14
Trade receivables	(8.44)	147.10
Long Term Loans & Advances	-	(0.25)
Other Non-current Assets	(1.02)	(6.59)
Short-term loans and advances	(196.78)	(122.36)
Other current assets	(7.41)	(40.85)
Long Term Provision	0.36	
Other Non-current Liability		
Short Term Provision	(0.36)	
Trade payables	(128.78)	(97.26)
Other current liabilities	50.81	(165.16)
Cash Generated from Operations	(131.49)	(221.76)
Taxes paid		
Net Cash Generated from Operations	(131.49)	(221.76)
B. Cash flow from investing activities		
Purchase of Fixed assets	(64.44)	(17.94)
Sale of Fixed assets	54.10	
Interest Received	0.83	0.33
Dividend received		
Net cash used in investing activities:	(9.51)	(17.60)
C. Cash flow from financing activities		
Proceeds from long-term borrowings (net of repayment)	(26.50)	(71.15)
Proceeds from other short-term borrowings	(30.29)	274.60
Finance cost	(55.84)	(68.28)
Net cash used in financing activities	(112.63)	
Net increase / (decrease) in Cash and cash equivalents (A+B+C)	(253.63)	135.18
Cash and cash equivalents at the beginning of the year	299.32	(104.18)
Cash and cash equivalents at the end of the year	45.69	158.33
CLOSING BALANCE OF CASH AND CASH EQUIVALENTS		54.15
(i) Cash in Hand	19.51	22.70
(ii) Balances with Banks	26.18	31.45
TOTAL	45.69	54.15

Notes:

1) The Cash Flow statement has been prepared under the 'Indirect Method' as set out in the Ind AS-7 "Statement of Cash Flow" and notified in Companies (accounting standards) rules, 2006 (as amended)

2) Figure in brackets indicates cash outflow.

3) Previous year figures have been regrouped/rearranged wherever necessary.

As per our report of even date.

For, Chemtech Industrial Valves Limited

Harsh P. Badkur
(Managing Director)
DIN: 00676715

