



## Confidence Petroleum India Limited

Reg. Office : 701, Shival Plaza Premises Chs. Ltd, Plot No 79, Marol Industrial Estate,  
Nr. Mahalaxmi Hotel, Andheri East, Mumbai, Maharashtra, 400059

Corporate Office : 404, Satyam Apartments, 8 Wardha Road, Dhantoli, Nagpur- 440012

Phone: 07304320190 Fax: 07126612083

Email: [cs@confidencegroup.co](mailto:cs@confidencegroup.co) Website: [www.confidencegroup.co](http://www.confidencegroup.co)

CIN:L40200MH1994PLC079766

Ref.

Date :

Date : 29/10/2021

To,

National Stock Exchange of India  
Limited  
Listing Department,  
Exchange Plaza, Bandra Kurla Complex,  
Bandra (E) Mumbai-400051

The Bombay Stock Exchange,  
Department of Corporate Services  
25<sup>th</sup> Floor, P.J. Towers,  
Dalal Street, Mumbai- 400001

Subject: **Outcome of Board Meeting held on 29/10/2021- Approval of Un-Audited Financial Results for Quarter ended on 30th September, 2021**

Dear Sir,

The Board of Directors of the Company at their Meeting held today, inter-alia, has considered, approved and taken on record the following:

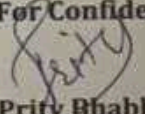
1. Un-Audited Financial Results (Standalone and Consolidated) of the Company for the quarter and six month ended on September 30, 2021 along with Limited Review Report.

Pursuant to Regulation 33 (3) (d) of SEBI (Listing Obligations and Disclosure Requirements) Regulations, 2015 we confirm that the Statutory Auditors have given Limited Review Reports with unmodified opinion on the Financial Results of the Company for the quarter and six month ended on 30th September, 2021.

The above is for your information & record.

Thanking You,  
Yours truly,

For Confidence Petroleum India Limited

  
Prity Bhabhra  
Company Secretary

**CONFIDENCE PETROLEUM INDIA LIMITED**

**CIN: L40200MH1994PLC079766**

Registered office : 701, Shivai Plaza Premises Chs. Ltd, Plot No. 79, Marol Industrial Estate, Near Mahalaxmi Hotel, Andheri East, Mumbai,  
Maharashtra, 400059

**Statement of Consolidated Un- Audited Financial Results for the Quarter & Year Ended on 30th Sep 2021**

Rs. in Lacs

Particulars		Quarter ended			Half Year ended on		Year ended
		30.09.21	30.06.21	30.09.20	30.09.21	30.09.20	31.03.2021
		Un-Audited	Un-Audited	Un-Audited	Un-Audited	Un-Audited	Audited
I	Revenue from operations	42848	22165	17371	65012	26654	86310
II	Other income	15	87	126	102	199	283
III	<b>Total Revenue (I + II)</b>	<b>42863</b>	<b>22252</b>	<b>17497</b>	<b>65115</b>	<b>26854</b>	<b>86593</b>
IV	<b>Expenses:</b>						
	a) consumption of Raw Material	14060	3758	2826	17818	4039	14782
	b) Purchase of stock- in- trade	22777	10653	9184	33430	13987	50045
	C) (Increase)/Decrease in stock in trade and work in progre	-3853	1056	457	-2797	1179	-761
	d) Employee benefits expense	1168	953	803	2121	1564	3441
	e) Finance costs	211	139	209	350	431	861
	f) Depreciation and amortization expense	1544	1567	1249	3111	2465	5219
	g) Other expenses	2534	1930	1492	4464	2861	6701
	<b>Total expenses</b>	<b>38442</b>	<b>20056</b>	<b>16219</b>	<b>58497</b>	<b>26527</b>	<b>80289</b>
V	<b>Profit before exceptional and extraordinary items and t</b>	<b>4421</b>	<b>2196</b>	<b>1278</b>	<b>6617</b>	<b>326</b>	<b>6303</b>
VI	Exceptional items - (Expenses) / Income	0	0	0	0	0	0
VII	<b>Profit before tax (VII- VIII)</b>	<b>4421</b>	<b>2196</b>	<b>1278</b>	<b>6617</b>	<b>326</b>	<b>6303</b>
VIII	Tax expense:						
	(1) Current tax	1271	507	51	1778	51	1711
	(2) Deferred tax Charges / (Credit)	-166	44	236	-122	-2	-152
	Total Tax Expenses	1106	550	287	1656	49	1559
	<b>Net movement in regulatory deferral account balances</b>						
IX	<b>Profit (Loss) for the period from continuing operations</b>	<b>3315</b>	<b>1646</b>	<b>991</b>	<b>4961</b>	<b>277</b>	<b>4744</b>
X	Profit/(loss) from discontinuing operations	0	0	0	0	0	0
XI	Tax expense of discontinuing operations	0	0	0	0	0	0
XII	Profit/(loss) from Discontinuing operations (after tax) (XII-	0	0	0	0	0	0
	Share of profit (loss) of associates and joint ventures	164	36	18	200	30	203
XIII	<b>Profit (Loss) for the period (XI + XIV)</b>	<b>3480</b>	<b>1682</b>	<b>1009</b>	<b>5161</b>	<b>307</b>	<b>4947</b>
	<b>Other comprehensive income net of taxes</b>	0	0	0	0	0	0
	<b>Total Comprehensive Income for the period</b>						
	<b>Total profit or loss, attributable to :</b>						
	-Profit or loss, attributable to owners of parent	3344	1781	1007	5124	305	4907
	-Total profit or loss, attributable to non-controlling interests	136	-99	2	37	2	40
	<b>Total Comprehensive income for the period</b>						
	- Comprehensive income for the period attributable to						
	- Total comprehensive income for the period attributable						
	<b>Details of equity share capital</b>						
	Paid-up equity share capital	2840	2840	2738	2840	2738	2840
	Face value of equity share capital	2840	2840	2738	2840	2738	2840
	Reserves excluding revaluation reserve						49451
XIV	<b>Earnings per equity share:</b>						
	(1) Basic	1.18	0.63	0.37	1.80	0.11	1.74
	(2) Diluted	1.18	0.63	0.35	1.80	0.11	1.73

Place: Nagpur

Date: 29/10/2021

**CONFIDENCE PETROLEUM INDIA LIMITED****SEGMENTWISE REPORT FOR THE QUARTER AND YEAR ENDED 30TH SEPTEMBER 2021**

Rs in Lacs

CONSOLIDATED							
		Quarter ended on			Half Year Ended on		Year ended on
	PARTICULARS	30.09.2021	30.06.2021	30.09.2020	30.09.2021	30.09.2020	31.03.2021
		UN- AUDITED	UN- AUDITED	UN- AUDITED	UN- AUDITED	UN- AUDITED	AUDITED
	<b>REVENUE</b>						
	- Cylinder Division	15,157	5,551	3,403	20,707	5,606	17,796
	- LPG Division	27,691	16,614	13,968	44,305	21,048	68,514
		<b>42,848</b>	<b>22,165</b>	<b>17,371</b>	<b>65,012</b>	<b>26,654</b>	<b>86,310</b>
	<b>SEGMENT WISE RESULT</b>						
	- Cylinder Division	1,053	414	113	1,466	124	932
	- LPG Division	5,108	3,402	2,497	8,510	2,900	11,169
		<b>6,161</b>	<b>3,815</b>	<b>2,610</b>	<b>9,976</b>	<b>3,024</b>	<b>12,101</b>
	a. Less : Depreciation	(1,544)	(1,567)	(1,249)	(3,111)	(2,465)	(5,219)
	b. Less : Finance Cost	(211)	(139)	(209)	(350)	(431)	(861)
	c. Add : Other Income	15	87	126	102	199	283
	<b>Profit Before Tax</b>	<b>4,421</b>	<b>2,196</b>	<b>1,278</b>	<b>6,617</b>	<b>326</b>	<b>6,303</b>
	<b>Tax expense:</b>						
	(1) Current tax	1,271	507	51	1,778	51	1,711
	(2) Deferred tax Charges / (Credit)	(166)	44	236	(122)	(2)	(152)
	Total Tax Expenses	<b>1,106</b>	<b>550</b>	<b>287</b>	<b>1,656</b>	<b>49</b>	<b>1,559</b>
	<b>Profit After Tax</b>	<b>3,315</b>	<b>1,646</b>	<b>991</b>	<b>4,961</b>	<b>277</b>	<b>4,744</b>
	d. Add : Share of Profit and Loss from Associate and Joint Venture	<b>164</b>	<b>36</b>	<b>18</b>	<b>200</b>	<b>30</b>	<b>203</b>
	<b>Profit After Tax incl profit from Joint Venture</b>	<b>3,480</b>	<b>1,682</b>	<b>1,009</b>	<b>5,161</b>	<b>307</b>	<b>4,947</b>
	<b>Segment Asset</b>						
	- Cylinder Division	34,643	30,650	25,824	34,643	25,824	29,190
	- LPG Division	58,984	52,185	43,830	58,984	43,830	49,700
	<b>Total Assets</b>	<b>93,627</b>	<b>82,835</b>	<b>69,654</b>	<b>93,627</b>	<b>69,654</b>	<b>78,890</b>
	<b>Less - Segment Liability</b>						
	- Cylinder Division	19,135	13,651	12,745	19,135	12,745	13,126
	- LPG Division	15,071	10,752	9,002	15,071	9,002	10,338
	<b>Total Liability</b>	<b>34,207</b>	<b>24,403</b>	<b>21,747</b>	<b>34,207</b>	<b>21,747</b>	<b>23,464</b>

**CONFIDENCE PETROLEUM INDIA LIMITED**  
**CONSOLIDATED STATEMENT OF ASSETS & LIABILITIES**

**FOR YEAR ENDING 30th September, 2021**

Figures Rs. in Lacs

Particulars	AS ON 30.09.2021	AS ON 31.03.2021
<b>Non-current assets</b>		
Property, plant and equipment	49246	43563
Capital work-in-progress	3642	1924
Other intangible assets (Goodwill / Capital Rereves)	1254	2022
Investments in subsidiaries, associates and joint ventures	1145	1196
<b>Financial assets</b>		
Investments		
Loans	7638	7375
Other financial assets		
Income Tax assets (net)	0	0
Deferred tax assets (net)	0	0
Other non-current assets	1771	969
<b>Sub-total - Non-Current Assets</b>	<b>64696</b>	<b>57,049</b>
<b>Current assets</b>		
Inventories	11008	7780
<b>Financial assets</b>		
Investments		
Trade receivables	7102	6615
Cash and cash equivalents	427	244
Bank balances other than Cash and Cash equivalents above	1829	1522
Other financial assets	4065	4809
Other current assets	1000	870
Assets classified as held for sale	0	0
<b>Sub-total - Current Assets</b>	<b>25430</b>	<b>21,841</b>
<b>TOTAL - ASSETS</b>	<b>90127</b>	<b>78,890</b>
<b>EQUITY AND LIABILITIES</b>		
<b>Equity</b>		
Equity Share capital	2840	2840
Other equity	53942	50483
<b>Sub-total - Equity funds</b>	<b>56782</b>	<b>53,323</b>
Non Controlling Interest	2638	2103
<b>Sub-total - Equity funds</b>	<b>59420</b>	<b>55,426</b>
<b>LIABILITIES</b>		
<b>Non-current liabilities</b>		
Financial liabilities	8473	4795
Other financial liabilities	11082	11256
Provisions	0	0
Income tax liabilities (net)	1607	1846
Other non-current liabilities	147	0
<b>Sub-total - Non-current liabilities</b>	<b>21309</b>	<b>17,897</b>
<b>Current liabilities</b>		
Financial liabilities	5873	3456
Trade payables	710	779
Other financial liabilities	639	500
Other current liabilities	380	566
Provisions	1796	265
Current tax liabilities (net)	0	0
<b>Sub-total - Current liabilities</b>	<b>9398</b>	<b>5,566</b>
<b>TOTAL - EQUITY AND LIABILITIES</b>	<b>90127</b>	<b>78,890</b>

# CONFIDENCE PETROLEUM INDIA LIMITED

## CONSOLIDATED CASH FLOW STATEMENT FOR THE YEAR ENDED 30.09.2021

	AS ON 30.09.2021		31.03.2021	
<b>A. CASH FLOW FROM OPERATING ACTIVITIES :</b>				
Net Profit/(Loss) before Tax as per Profit and Loss Account		6617		6303
Add : Exceptional Item		0		0
		6617		6303
Less : Minority Interest in Profits		37		(17)
		6655		6286
Adjusted for :				
Depreciation	3111		5219	
Misc. Expenditure W/off	0		6	
Interest/Other Income	(102)		(127)	
Bad Debts Written-Off	0		0	
Interest Expenses	350		861	
		3359		5959
Operating Profit Before Working Capital Changes		10013		12245
Adjusted for :				
Trade and Other Receivables	(1873)		950	
Inventories	(3227)		(397)	
Current Liabilities	1414		(1486)	
		(3686)		(933)
Cash Generated from Operations		6327		11312
Income Tax/ FBT paid		(1656)		(1559)
Net Cash from Operating Activities		4671		9754
<b>B. CASH FLOW FROM INVESTING ACTIVITIES :</b>				
Purchase of Fixed Assets With adjustments for new intorductions		(11760)		(10918)
Sale of Subsidiaries (Net Worth) / Assets				
Investment in Bonds		0		0
Interest / dividend Income		102		127
Movement in Loans & Advances		(2564)		(2974)
Net Assets of Newly Introduced companies				
Investment in Subsidiaries		51		(435)
Net Cash used in Investing Activities		(14171)		(14199)
<b>C. CASH FLOW FROM FINANCING ACTIVITIES :</b>				
Proceeds from Issuance of Share Capital Warrant		0		4025
Proceeds/ (Repayment) of Long Term Borrowings/Unsecured Loans		9863		1319
Cash Credit Utilisation				
Dividend Paid / CSR		345		(205)
Profit on Revaluation of Asset				
Interest Paid		(350)		(861)
Net Cash used in Financing Activities		9859		4278
<b>Net Increase/(Decrease) in Cash and Cash Equivalents :</b>		359		(168)
Opening Balance of Cash & Cash Equivalents		1896		2065
<b>Closing Balance of Cash &amp; Cash Equivalents</b>		<b>2254</b>		<b>1896</b>

**CONFIDENCE PETROLEUM INDIA LIMITED**  
CIN: L40200MH1994PLC079766

Registered office : 701, Shivai Plaza Premises Chs. Ltd, Plot No. 79, Marol Industrial Estate, Near Mahalaxmi Hotel, Andheri East, Mumbai, Maharashtra, 400059

**Statement of Standalone Un-Audited Financial Results for the Quarter & Year Ended on 30th Sep 2021**

Rs. in Lacs

Particulars		Quarter ended			Half Year ended		Year ended
		30.09.21	30.06.21	30.09.20	30.09.21	30.09.20	31.03.21
		Un Audited	Un Audited	Un Audited	Un Audited	Un Audited	Audited
I	Revenue from operations	37,074	20,647	15,246	57,721	23,851	77,998
II	Other income	15	79	64	94	117	162
III	<b>Total Revenue (I + II)</b>	<b>37,089</b>	<b>20726</b>	<b>15310</b>	<b>57815</b>	<b>23968</b>	<b>78,160</b>
IV	<b>Expenses:</b>						
	a) consumption of Raw Material	10,318	2,064	1,012	12,382	2,209	7,683
	b) Purchase of stock- in- trade	21,462	11,243	9,375	32,705	14,118	50,462
	C) (Increase)/Decrease in stock in trade and work in pro	(3,172)	963	500	(2,209)	834	(741)
	d) Employee benefits expense	1,064	824	716	1,888	1,393	2,981
	e) Finance costs	139	114	160	253	342	690
	f) Depreciation and amortization expense	1,434	1,461	1,222	2,895	2,384	5,004
	g) Other expenses	1,911	1,552	1,218	3,463	2,484	5,979
	<b>Total expenses</b>	<b>33,155</b>	<b>18,222</b>	<b>14,204</b>	<b>51,377</b>	<b>23,764</b>	<b>72,058</b>
V	<b>Profit before exceptional and extraordinary items a</b>	<b>3,934</b>	<b>2,504</b>	<b>1,106</b>	<b>6,437</b>	<b>204</b>	<b>6,102</b>
VI	Exceptional items - (Expenses) / Income						
VII	<b>Profit before tax (VII- VIII)</b>	<b>3,934</b>	<b>2,504</b>	<b>1,106</b>	<b>6,437</b>	<b>204</b>	<b>6,102</b>
VIII	Tax expense:						
	(1) Current tax	1,231	504	51	1,735	51	1,680
	(2) Deferred tax Charges / (Credit)	(248)	122	225	(126)	-	(154)
	<b>Total Tax Expenses</b>	<b>983</b>	<b>626</b>	<b>276</b>	<b>1,609</b>	<b>51</b>	<b>1,525</b>
	<b>Net movement in regulatory deferral account</b>						
IX	<b>Profit (Loss) for the period from continuing operati</b>	<b>2,950</b>	<b>1,878</b>	<b>830</b>	<b>4,828</b>	<b>153</b>	<b>4,576</b>
X	Profit/(loss) from discontinuing operations	-	-	-	-	-	-
XI	Tax expense of discontinuing operations	-	-	-	-	-	-
XII	Profit/(loss) from Discontinuing operations (after tax) (	-	-	-	-	-	-
	Share of profit (loss) of associates and joint ventures	-	-	-	-	-	-
XIII	<b>Profit (Loss) for the period (XI + XIV)</b>	<b>2,950</b>	<b>1,878</b>	<b>830</b>	<b>4,828</b>	<b>153</b>	<b>4,576</b>
	<b>Other comprehensive income net of taxes</b>	<b>-</b>	<b>-</b>	<b>-</b>	<b>-</b>	<b>-</b>	<b>-</b>
	<b>Total Comprehensive Income for the period</b>						
	<b>Total profit or loss, attributable to :</b>						
	-Profit or loss, attributable to owners of parent	2,950	1,878	830	4,828	153	4,576
	-Total profit or loss, attributable to non-controlling	-	-	-	-	-	-
	<b>Total Comprehensive income for the period</b>						
	- Comprehensive income for the period attributable to						
	- Total comprehensive income for the period						
	<b>Details of equity share capital</b>						
	Paid-up equity share capital	2,840	2,840	2,738	2,840	2,738	2,840
	Face value of equity share capital	2,840	2,840	2,738	2,840	2,738	2,840
	Reserves excluding revaluation reserve						47,366
XIV	<b>Earnings per equity share:</b>						
	(1) Basic	1.04	0.66	0.30	1.70	0.06	1.61
	(2) Diluted	1.04	0.66	0.29	1.70	0.05	1.61

Place: Nagpur  
Date: 29/10/2021

**CONFIDENCE PETROLEUM INDIA LIMITED****SEGMENTWISE REPORT FOR THE QUARTER AND YEAR ENDED 30TH SEPTEMBER 2021**

Figures Rs in Lacs

**STANDALONE**

		Quarter ended on			Half Year Ended on		Year ended on
	PARTICULARS	30.09.2021	30.06.2021	30.09.2020	30.09.2021	30.09.2020	31.03.2021
		UN- AUDITED	UN- AUDITED	UN- AUDITED	UN- AUDITED	UN- AUDITED	AUDITED
	<b>REVENUE</b>						
	- Cylinder Division	11,024	3,414	1,267	14,438	2,931	9,812
	- LPG Division	26,050	17,232	13,979	43,282	20,920	68,186
		<b>37,074</b>	<b>20,647</b>	<b>15,246</b>	<b>57721</b>	<b>23851</b>	<b>77,998</b>
	<b>SEGMENT WISE RESULT</b>						
	- Cylinder Division	792	254	56	1,047	65	637
	- LPG Division	4,699	3,746	2,367	8,445	2,748	10,997
		<b>5,492</b>	<b>4,000</b>	<b>2,424</b>	<b>9,492</b>	<b>2,813</b>	<b>11,634</b>
	a. Less : Depreciation	(1,434.27)	(1,461)	(1,222)	(2,895)	(2,384)	(5,004)
	b. Less : Finance Cost	(138.59)	(114)	(160)	(253)	(342)	(690)
	c. Add : Other Income	14.86	79	64	94	117	162
	Profit Before Tax	<b>3934</b>	<b>2504</b>	<b>1106</b>	<b>6437</b>	<b>204</b>	<b>6102</b>
	Tax expense:						
	(1) Current tax	1,230.95	504	51	1,735	51	1,680
	(2) Deferred tax Charges / (Credit)	(247.55)	122	225	(126)	-	(154)
	Total Tax Expenses	<b>983</b>	<b>626</b>	<b>276</b>	<b>1,609</b>	<b>51</b>	<b>1,525</b>
	Profit After Tax	<b>2,950</b>	<b>1,878</b>	<b>830</b>	<b>4,828</b>	<b>153</b>	<b>4,576</b>
	<b>Segment Asset</b>						
	- Cylinder Division	25730	24,882	21,524	25730	21524	23,697
	- LPG Division	50608	48,941	40,524	50608	40524	46,610
		<b>76,338</b>	<b>73,822</b>	<b>62,048</b>	<b>76,338</b>	<b>62,048</b>	<b>76,338</b>
	<b>Less - Segment Liability</b>						
	- Cylinder Division	13220	12,725	12,196	13220	12196	12235
	- LPG Division	7364	7,088	6,680	7364	6680	6815
		<b>20,584</b>	<b>19,812</b>	<b>18,876</b>	<b>20,584</b>	<b>18,876</b>	<b>20,584</b>

**CONFIDENCE PETROLEUM INDIA LIMITED**  
**STANDALONE STATEMENT OF ASSETS & LIABILITIES**  
**FOR YEAR ENDING 31st March, 2021**

Particulars	Notes	AS AT 30.09.2021	AS AT 31.03.2021
<b>Non-current assets</b>			
Property, plant and equipment	1	39,690.58	36,756.38
Capital work-in-progress	1	3,359.20	1,834.58
Other intangible assets			
Investments in subsidiaries, associates and joint ventures	2	5,008.47	5,013.00
<b>Financial assets</b>			
Investments			
Loans	3	6,938.93	6,832.95
Other financial assets			
Income Tax assets (net)			
Deferred tax assets (net)			
Other non-current assets	4	1,275.67	969.44
<b>Sub-total - Non-Current Assets</b>		<b>56,272.86</b>	<b>51,406.34</b>
<b>Current assets</b>			
Inventories	5	8,198.92	5,956.36
Financial assets			
Investments		-	-
Trade receivables	6	5,575.71	6,117.18
Cash and cash equivalents	7	380.24	217.97
Bank balances other than Cash and Cash equivalents	7	1,346.07	1,237.19
Other financial assets	8	3,775.36	4,599.72
Other current assets	9	789.01	772.19
Assets classified as held for sale			
<b>Sub-total - Current Assets</b>		<b>20,065.32</b>	<b>18,900.62</b>
<b>TOTAL - ASSETS</b>		<b>76,338.18</b>	<b>70,306.97</b>
<b>EQUITY AND LIABILITIES</b>			
<b>Equity</b>			
Equity Share capital	10	2,840.12	2,840.12
Other equity	11	52,914.12	48,416.41
Branch . Division		-	(0.00)
<b>Sub-total - Shareholders' funds</b>		<b>55,754.24</b>	<b>51,256.53</b>
<b>LIABILITIES</b>			
<b>Non-current liabilities</b>			
Financial liabilities	12	1,406.47	1,751.21
Other financial liabilities	13	11,015.72	10,836.43
Provisions			
Income tax liabilities (net)	14	1,659.78	1,785.34
Other non-current liabilities			
<b>Sub-total - Non-current liabilities</b>		<b>14,081.97</b>	<b>14,372.97</b>
<b>Current liabilities</b>			
Financial liabilities	15	3,599.42	2,989.14
Trade payables	16	437.70	523.99
Other financial liabilities		638.89	486.33
Other current liabilities	17	91.04	487.60
Provisions	18	1,734.92	190.40
Current tax liabilities (net)			
<b>Sub-total - Current liabilities</b>		<b>6,501.97</b>	<b>4,677.46</b>
<b>TOTAL - EQUITY AND LIABILITIES</b>		<b>76,338.18</b>	<b>70,306.97</b>



**CONFIDENCE PETROLEUM INDIA LIMITED**
**CASH FLOW STATEMENT FOR THE YEAR ENDED 30TH SEPTEMBER, 2021**

<b>PARTICULARS</b>	<b>AS AT 30.09.2021</b>	<b>AS AT 31.03.2021</b>
<b>A CASH FLOW FROM OPERATING ACTIVITIES</b>		
Profit before taxation	6,437.45	6,101.53
Add : Extraordinary Losses	0	0
Profit before taxation before ordinary Losses	6437	6102
Depreciation	2,895.27	5,004.21
Amalgamation Exp. Incurred but not debited to P& L A/c	-	-
Other Non Cash exp	-	-
Interest Expenses	252.96	689.54
Dividend & Interest Received Shown Separately	(93.78)	(161.68)
Operating Profit before Working Capital Changes	9491.90	11633.60
Decrease / (Increase) in Sundry debtors	541.47	(104.22)
Decrease / (Increase) in Short term Loans & Advances, Other	807.53	(209.88)
Decrease / (Increase) in Inventories	(2,242.56)	(738.56)
Increase / (Decrease) in Current Liabilities	1,214.22	240.81
Cash Generated from Operations	9812.57	10821.76
Taxes Paid	1,609.36	1,525.38
<b>Net Cash Generated from Operating Activites</b>	<b>8203.20</b>	<b>9296.37</b>
<b>B CASH FLOW FROM INVESTING ACTIVITIES</b>		
Purchase of Assets	(7,354.09)	(9,814.81)
Sale of Assets	-	-
Investment in short term funds	-	-
Investment During the year	4.52	(145.42)
Movement in Loans & Advances	(412.22)	(2,832.28)
Dividend Received	-	-
Interest Received	93.78	161.68
<b>Net Cash Used in Investing Activites</b>	<b>(7668.00)</b>	<b>(12630.82)</b>
<b>C CASH FLOW FROM FINANCING ACTIVITIES</b>		
Fresh Secured /Unsecured Loans raised	319.28	(37.45)
Fresh Equity Shares Raised/ Warrant	-	3,969.00
Dividend Paid / CSR EXP	(330.38)	(330.28)
Profit on Revaluation of Asset	-	-
Repayment of Long Term Borrowing	-	-
Interest Expenses	(252.96)	(689.54)
<b>Net Cash Used in Financing Activites</b>	<b>(264.06)</b>	<b>2911.73</b>
NET INCREASE/(DECREASE) IN CASH AND CASH EQUIVALENTS	271.14	(400.42)
CASH & CASH EQUIVALENTS AS AT THE BEGINNING OF THE YEAR	1,455.17	1,855.58
<b>CASH &amp; CASH EQUIVALENTS AS AT END OF THE YEAR</b>	<b>1726.31</b>	<b>1455.17</b>

**Notes:**

1. The above un-audited standalone financial results for the quarter and year ended on Sep 30<sup>th</sup>, 2021 were reviewed and recommended by the Audit Committee and approved by the Board of Directors at their respective meetings held on 29<sup>th</sup> October, 2021. The Statutory Auditors of the Company have conducted "Limited Review" of these results in terms of Regulation 33 of the Securities and Exchange Board of India (Listing Obligations and Disclosure Requirements) Regulations, 2015, as amended from time to time and have issued an unmodified review opinion.
2. The standalone and consolidated financial results have been prepared in accordance with the Indian Accounting Standards ('Ind AS') prescribed under Section 133 of the Companies Act, 2013 read with Companies (Indian Accounting Standards) Rules, as amended from time to time.
3. The certificate of CFO in terms of Regulation 33 of SEBI (Listing Obligations and Disclosure Requirements) Regulations, 2015 in respect of the above results has been placed before the Board of Directors.
4. The figures of the quarter ended September 31, 2021 are the balancing figures between Un-audited figures in respect of Half financial year upto June 30, 2021 and quarter ended September 31, 2020 are the balancing figures between Un-audited figures in respect of Half financial year upto June 30, 2020, which were subject to limited review.
5. The Consolidated Result does not include results of companies where Confidence Petroleum India Ltd is holding a stake of 20% or less.
6. In terms of amended clause 13 of the listing agreement, the status of investor complaints for the quarter/ year ended on June 30<sup>th</sup>, 2021 is '1'.
7. The figures of previous year/quarter have been regrouped or reclassified wherever necessary.
8. Management has been continuously evaluating the possible effects that may result from the Covid-19 pandemic on the operational and financial results of the Company for the quarter and nine months period ended on Sep 30<sup>th</sup>, 2021. The Company has considered and taken into account internal and external information in assessing the recoverability of financial and non-financial assets. Given the uncertainties associated with nature, condition and duration of COVID-19, the impact assessment on the Company's financial information will be continuously made and provided for as required.
9. Notes to Segment Information for the quarter ended 30<sup>th</sup> Sep, 2021.
10. As per Accounting Standard 108 on Segment Reporting (AS 108), the Company has reported "Segment Information", as described below:
  - a) The Cylinder Division includes production and marketing operations of LPG /CNG cylinders.
  - b) The LPG Division includes LPG marketing and bottling business & Others.

**Place: Nagpur****For Confidence Petroleum India Limited****Date: 29/10/2021****Managing Director**

**Independent Auditor's Review Report on Standalone Unaudited Quarterly Financial Results of the Company Pursuant to the Regulation 33 of the SEBI (Listing Obligations and Disclosure Requirements) Regulations, 2015 (as amended)**

To  
Board of Directors of  
**CONFIDENCE PETROLEUM INDIA LIMITED**

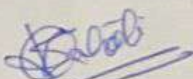
We have reviewed the accompanying statement of unaudited standalone financial results ( 'the Statement') of **CONFIDENCE PETROLEUM INDIA LIMITED** ('the Company') for the quarter ended 30th September, 2021 and year to date from April 01, 2021 to September 30, 2021 being submitted by the Company pursuant to the requirement of Regulation 33 of the SEBI (Listing Obligations and Disclosure Requirements) Regulations, 2015 (as amended) including relevant circulars issued by the SEBI from time to time.

The Statement, which is the responsibility of the Company's Management and approved by the Company's Board of Directors, has been prepared in accordance with the recognition and measurement principles laid down in Indian Accounting Standard 34, Interim Financial Reporting ('Ind AS 34'), prescribed under Section 133 of the Companies Act, 2013 ('the Act'), SEBI Circular CIR/CFD/FAC/62/2016 dated 5 July 2016, (hereinafter referred to as 'the SEBI Circular'), and other accounting principles generally accepted in India. Our responsibility is to express a conclusion on the Statement based on our review.

We conducted our review of the Statement in accordance with the Standard on Review Engagements (SRE) 2410, Review of Interim Financial Information Performed by the Independent Auditor of the Entity, issued by the Institute of Chartered Accountants of India. A review of interim financial information consists of making inquiries, primarily of persons responsible for financial and accounting matters, and applying analytical and other review procedures. A review is substantially less in scope than an audit conducted in accordance with the Standards on Auditing specified under section 143(10) of the Act, and consequently, does not enable us to obtain assurance that we would become aware of all significant matters that might be identified in an audit. Accordingly, we do not express an audit opinion.

Based on our review conducted as above, nothing has come to our attention that causes us to believe that the accompanying Statement, prepared in accordance with the recognition and measurement principles laid down in Ind AS 34, prescribed under Section 133 of the Act, the SEBI Circular(s), and other accounting principles generally accepted in India, has not disclosed the information required to be disclosed in accordance with the requirements of Regulation 33 of the SEBI (Listing Obligations and Disclosure Requirements) Regulations, 2015 (as amended), including the manner in which it is to be disclosed, or that it contains any material misstatement

**For L N J & Associates**  
**Chartered Accountants**



**Sumit V Lahoti**  
**Partner**  
**M.N.138908**  
**FRN: 135772W**  
**UDIN :21138908AAAABW7903**

**Date:29/10/2021**  
**Place:Nagpur**

**For Koshal & Associates**  
**Chartered Accountants**

KOSHAL  
KRISHANDAS  
MAHESHWARI

Digitally signed by KOSHAL  
KRISHANDAS MAHESHWARI  
Date: 2021.10.29 23:56:06  
+05'30'

**Koshal Maheshwari**  
**Prietor**  
**M.N.043746**  
**FRN: 121233W**  
**UDIN :21043746AAAAEH5382**

**Date:29/10/2021**  
**Place:Mumbai**



**Independent Auditor's Review Report on Consolidated Unaudited Quarterly Financial Results of the Company Pursuant to the Regulation 33 of the SEBI (Listing Obligations and Disclosure Requirements) Regulations, 2015 (as amended)**

To  
Board of Directors of  
**CONFIDENCE PETROLEUM INDIA LIMITED**

01. We have reviewed the accompanying Statement of unaudited Consolidated Financial Results (the Statement') of **CONFIDENCE PETROLEUM INDIA LIMITED** (the Holding Company') and its Subsidiary and Joint Venture (the Company its Subsidiary and Joint Venture together referred to as "the Group") (Refer annexure 1 for the list of entity included in the statement) for the Quarter ended on 30th September, 2021 and year to date from April 01, 2021 to September 30, 2021, being submitted by the Holding Company pursuant to the requirements of Regulation 33 of SEBI (Listing Obligations and Disclosure Requirements) Regulations, 2015 (as amended) including relevant circulars issued by the SEBI from time to time.
02. The Statement, which is the responsibility of the Holding Company's Management and approved by the Holding Company's Board of Directors, has been prepared in accordance with the recognition and measurement principles laid down in Indian Accounting Standard 34, Interim Financial Reporting ('Ind AS 34'), prescribed under Section 133 of the Companies Act, 2013 ('the Act'), SEBI Circular CIR/CFD/FAC/62/2016 dated 5 July 2016, (hereinafter referred to as 'the SEBI Circular'), and other accounting principles generally accepted in India. Our responsibility is to express a conclusion on the Statement based on our review.
03. We conducted our review of the Statement in accordance with the Standard on Review Engagements (SRE) 2410, Review of Interim Financial Information Performed by the Independent Auditor of the Entity, issued by the Institute of Chartered Accountants of India. A review of interim financial information consists of making inquiries, primarily of persons responsible for financial and accounting matters, and applying analytical and other review procedures. A review is substantially less in scope than an audit conducted in accordance with the Standards on Auditing specified under section 143(10) of the Act, and consequently, does not enable us to obtain assurance that we would become aware of all significant matters that might be identified in an audit. Accordingly, we do not express an audit opinion.
04. We did not review the interim financial results of 15 subsidiaries included in the Statement, whose financial information reflect total revenue of Rs 5491 Lacs (net of elimination), total net Loss after tax of Rs 247.59 Lacs and total comprehensive income of Rs 237.35 Lacs for the quarter ended on 30th September, 2021 and year to date from April 01, 2021 to September 30, 2021 as considered in the statement. These interim financial results have been reviewed by other auditors whose review reports have been furnished to us by the management, and our conclusion in so far as it relates to the amounts and disclosures included in respect of these subsidiaries is based solely on the review reports of such other auditors.

Our conclusion is not modified in respect of this matter with respect to our reliance on the financial results certified by other auditors.



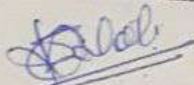
Independent Auditor's Review Report on Consolidated Unaudited Quarterly Financial Results of the Company Pursuant to the Regulation 33 of the SEBI (Listing Obligations and Disclosure Requirements) Regulations, 2015 (as amended) (Cont'd)

05. The Statement also includes the interim financial results of 2 subsidiaries, 9 joint ventures, which have not been reviewed, whose interim financial results reflects total revenues of Rs. 282.82 lakhs, net profit after tax of Rs. 0.70 lakhs, total comprehensive income of Rs. 0.70 lakhs for the quarter ended 30th September, 2021 and year to date from April 01, 2021 to September 30, 2021 and have been furnished to us by the Holding Company's management. Our conclusion on the Statement, and our report in terms of Regulation 33 of the SEBI (Listing Obligations and Disclosure Requirements) Regulations, 2015 (as amended), read with SEBI Circular, in so far as it relates to the aforesaid subsidiaries, are based solely on such unreviewed interim financial results. According to the information and explanations given to us by the management, these interim financial results are not material to the Group.

Our conclusion is not modified in respect of this matter with respect to our reliance on the financial results certified by the Board of Directors

06. Based on our review conducted as above and based on the consideration of the review reports of other auditors referred to in paragraph 4 and 5 above, nothing has come to our attention that causes us to believe that the accompanying Statement, prepared in accordance with the recognition and measurement principles laid down in Ind AS 34, prescribed under Section 133 of the Act, the SEBI Circular(s), and other accounting principles generally accepted in India, has not disclosed the information required to be disclosed in accordance with the requirements of Regulation 33 of the SEBI (Listing Obligations and Disclosure Requirements) Regulations, 2015 (as amended), including the manner in which it is to be disclosed, or that it contains any material misstatement

For L N J & Associates  
Chartered Accountants



Sumit V Lahoti  
Partner

M.N.138908

FRN: 135772W

UDIN :21138908AAAAABX9476

Date:29/10/2021

Place:Nagpur

For Koshal & Associates  
Chartered Accountants

KOSHAL  
KRISHANDAS  
MAHESHWARI

Digitally signed by KOSHAL  
KRISHANDAS MAHESHWARI  
Date: 2021.10.29 23:56:47  
+05'30'

KoshalMaheshwari

Proprietor

M.N.043746

FRN: 121233W

UDIN :21043746AAAAEI7939

Date:29/10/2021

Place:Mumbai

**Independent Auditor's Review Report on Consolidated Unaudited Quarterly Financial Results of the Company Pursuant to the Regulation 33 of the SEBI (Listing Obligations and Disclosure Requirements) Regulations, 2015 (as amended) (Cont'd)**

**Annexure -1**

**List of entities included in the statement**

Sr. No	Particulars	Nature of relationship
1	CONFIDENCE GO GAS LIMITED	100 % Subsidiary
2	GASPOINT BOTTLING PRIVATE LIMITED	100 % Subsidiary
3	UNITY CYLINDERS PRIVATE LIMITED	100 % Subsidiary
4	CONFIDENCE TECHNOLOGIES PRIVATE LIMITED	100 % Subsidiary
5	AGWAN COACH PRIVATE LIMITED	100 % Subsidiary
6	KEPPY INFRASTRUCTURE DEVELOPERS PRIVATE LIMITED	100 % Subsidiary
7	HEMKUNT PETROLEUM LTD.	100 % Subsidiary
8	NINE INFRA PROJECTS PRIVATE LIMITED	70 % Subsidiary
9	CHHATISGARH GASPOINT BOTTLING PRIVATE LIMITED	50 % Subsidiary
10	PAPUSHA GASPOINT PRIVATE LIMITED	100 % Subsidiary
11	BLUEFLAME INDUSTRIES PRIVATE LIMITED	75 % Subsidiary
12	TARAA LPG BOTTLING PRIVATE LIMITED	100 % Subsidiary
13	S. V. ENGINEERING & EQUIPMENTS PRIVATE LIMITED	100 % Subsidiary
14	SNEHA PETROLEUM	90 % Subsidiary
15	North East Cylinders	50 % Subsidiary
16	PT Surya Go Gas	70 % Subsidiary
17	Confidence Futuristic Energtech Ltd	57 % Subsidiary
Sr. No	Particulars	Nature of relationship
1	Banglore Go Gas	50 % Associates
2	K R Go Gas Banargatta	50 % Associates
3	Mahalsa Go Gas Kundapur	50 % Associates
4	Mahendra Go Gas Sangli	50 % Associates
5	Neha Go Gas	50 % Associates
6	Sagle Go Gas Manmad	50 % Associates
7	SaiBalajiYudsufguda	50 % Associates
8	Shivdan Go Gas Niphad	50 % Associates
9	Smart Go Gas Manewada	50 % Associates