

JTLIL/CHD/SE/2022-23/047

Date: 10th October, 2022

Corporate Relationship Services,
BSE Limited,
25th Floor, P.J. Towers,
Dalal Street,
Mumbai 400 001

BSE Scrip Code: 534600

Corporate Relationship Services,
Metropolitan Stock Exchange of India Ltd,
4th Floor, Vibgyor Tower,
Opposite Trident Hotel, Bandra- Kurla Complex,
Mumbai 400 098

MSEI Symbol: JTLINFRA

Subject: Outcome of Board Meeting held on October 10, 2022

Dear Sir/Madam,

Pursuant to the Regulation 30 and 33 read with Schedule III to the SEBI (Listing Obligations and Disclosure Requirements) Regulations, 2015, please find enclosed the Un-audited Financial Results (Standalone and Consolidated) of the Company for the quarter and half year ended September 30, 2022 ("the Financial Results") duly approved by the Board of Directors at its meeting held today i.e. October 10, 2022. Please also find enclosed Limited Review Report issued by Statutory Auditors of the Company on the Financial Results.

The above announcement is also being made available on the website of the Company www.jtlinfra.com

The Board Meeting commenced at 5:15 p.m. and concluded at 6:25 p.m.

Kindly take the above information on record.

Thanking you,
Yours faithfully,

for JTL Infra Limited


Mohinder Singh
Company Secretary





Independent Auditor's Limited Review Report on the Quarterly Unaudited Standalone Financial Results of the Company Pursuant to the Regulation 33 of the SEBI (Listing Obligations and Disclosure Requirements) Regulations, 2015, as amended

To,

The Board of Directors of
JTL Infra Limited
SCO 18-19, Sector 28-C,
Chandigarh, 160002


Limited Review Report of the Unaudited Standalone Financial Results for the quarter and half year ended 30th September, 2022

1. We have reviewed the accompanying Statement of Unaudited Standalone Financial Results of JTL Infra Limited for the quarter and half year ended 30th September, 2022, ("the Statement") attached herewith, being submitted by the Company pursuant to the requirement of Regulation 33 of SEBI (Listing Obligations and Disclosure Requirements), Regulations, 2015, ("the Regulation") as amended (the "Listing Regulations").
2. This Statement which is the responsibility of the Company's Management and approved by the Board of Directors has been prepared in accordance with the recognition and measurement principles laid down in the Indian Accounting Standard 34 "Interim Financial Reporting ("Ind AS 34")", prescribed under Section 133 of the Companies Act, 2013 read with relevant rules issued there under and other accounting principles generally accepted in India. Our responsibility is to issue a report on the Statement based on our review.
3. We have conducted our review of the Statement in accordance with the Standard on Review Engagement (SRE) 2410, "Review of Interim Financial Information performed by the Independent Auditor of the Entity", issued by the Institute of Chartered Accountants of India. This Standard requires that we plan and perform the review to obtain moderate assurance as to whether the Statement is free from material misstatement. A review is limited primarily to inquiries of company personnel and analytical procedure applied to financial data and thus provides less assurance than an audit. We have not performed an audit and, accordingly, we do not express an audit opinion.
4. Based on our review conducted as above, nothing has come to our attention that cause us to believe that the accompanying statement of Unaudited Financial Results prepared in accordance with applicable Indian Accounting Standards specified under Section 133 of the Companies Act, 2013 as amended, read with relevant rules issued thereunder and other recognized accounting practices and policies has not disclosed the information required to be disclosed in terms of the Regulation 33 of SEBI (Listing Obligations and Disclosure Requirement), read with the Circular, including the matter in which it is to be disclosed, or that it contains any material misstatement.

For Suresh K Aggarwal & Co.

Chartered Accountants

ICAI Firm Registration Number: 021129N


Suresh Kumar Aggarwal
(Proprietor)

Membership Number: 090064

UDIN: 22090064AZDPSD3734

Place: Chandigarh

Date: October 10, 2022

Statement of Un-audited Standalone Financial Results for the Quarter and Half Year ended September 30, 2022

(₹ in Lakhs except per share data)

Sr. No.	Particulars	Quarter Ended			Half Year Ended		Year Ended
		30-Sep-22	30-Jun-22	30-Sep-21	30-Sep-22	30-Sep-21	31-Mar-22
		Unaudited	Unaudited	Unaudited	Unaudited	Unaudited	Audited
1	Revenue from Operations						
a.	Revenue from Operations	29,990.73	25,694.40	26,309.02	55,685.13	44,211.25	97,571.61
2	Other Income	106.78	223.22	13.76	330.00	200.72	353.76
3	Total Income (1+2)	30,097.51	25,917.62	26,322.78	56,015.13	44,411.97	97,925.37
4	EXPENSES :						
a.	Cost of Materials Consumed	25,190.15	23,494.48	23,211.57	48,684.63	41,411.21	90,118.72
b.	Purchases of Stock-in-Trade	-	-	-	-	-	-
c.	Change in inventory of finished goods, work in progress and stock in trade	1,111.81	199.33	355.86	1,311.14	(1,338.87)	(2,359.28)
d.	Employee Benefits Expense	260.83	329.10	400.29	589.93	471.71	1,122.33
e.	Finance Costs	238.52	77.48	109.33	316.00	258.20	641.90
f.	Depreciation and Amortisation Expense	79.05	71.03	54.01	150.08	103.37	212.59
g.	Other Expenses	309.66	278.10	398.01	587.76	636.75	1,436.01
	Total Expenses	27,190.04	24,449.52	24,529.07	51,639.56	41,542.37	91,172.27
5	Profit Before Exceptional Items and Tax (3-4)	2,907.47	1,468.10	1,793.71	4,375.57	2,869.60	6,753.10
6	Exceptional Items	(108.21)	-	-	(108.21)	-	-
7	Profit/ (Loss) Before Tax (5-6)	2,799.26	1,468.10	1,793.71	4,267.36	2,869.60	6,753.10
8	Tax Expense/(Benefits):						
i.	Current Tax	682.91	360.58	442.49	1,043.49	708.84	1,746.27
ii.	Deferred Tax	32.55	6.66	56.05	39.21	60.48	4.54
iii.	Previous Period Tax	56.41	-	-	56.41	-	-
	Total Tax Expense (i+ii)	771.87	367.24	498.54	1,139.11	769.32	1,750.81
9	Net Profit/(Loss) from continuing operations (7-8)	2,027.40	1,100.86	1,295.17	3,128.26	2,100.28	5,002.29
10	Other Comprehensive Income :						
	A.) (i) Items that will not be reclassified to Profit and Loss	0.53	0.53	0.09	1.05	0.09	44.31
	(ii) income tax relating to items that will not be reclassified to profit or loss	(0.13)	(0.13)	-	(0.26)	-	-
	B) (i) Items that will be reclassified to profit and loss account	76.98	(77.65)	-	(0.67)	-	-
	(ii) income tax relating to items that will be reclassified to profit or loss	(19.37)	19.54	-	0.17	-	-
11	Total Other Comprehensive Income (9+10)	58.00	(57.71)	0.09	0.28	0.09	44.31
	Total Comprehensive Income for the period (9+11)	2,085.39	1,043.15	1,295.26	3,128.54	2,100.37	5,046.60
12	Paid up Equity Share Capital (Face Value Rs.2 each)	1,310.74	1,210.74	1,060.74	1,310.74	1,060.74	1,183.74
13	Other Equity		-				14,567.73
14	Net Worth						15,751.47
15	Earnings per Equity Share of Rs. 2 each						
	Basic	3.30	1.83	2.44	5.15	3.97	8.45
	Diluted	3.30	1.68	2.44	5.15	3.97	7.63

Place: Chandigarh
Date: October 10, 2022

For and on behalf of Board of Directors of
J T L Infra Limited

Dhruv Singla
Whole Time Director
DIN: 02837754

Unit - I : Gholu Majra, Derabassi, Chd.-Ambala Highway, Distt. Mohali, Punjab - 140 506 (India)
Unit - II : Vill. Koste Budruk, Post Nizampur, Taluka Mangaon, Raigad - 402120, Maharashtra (India)
Unit - III : Jagan Road, Backside Aggarwal Bhawan, Sirhind Side, Mandi Gobindgarh-147301 (India)

J T L INFRA LIMITED
Standalone Balance Sheet as at September 30, 2022

(₹ In Lakhs)

Particulars	As at 30-Sep-22	As at 31-Mar-22
ASSETS		
Non-Current Assets		
Property, Plant and Equipment	4,852.97	4,245.40
Capital Work in Progress	1,460.15	339.96
Financial Assets	-	-
Investments	112.45	1,246.87
Other Non-Current Assets	502.21	207.72
Total Non-Current Assets	6,927.78	6,039.95
Current Assets		
Inventories	8,370.73	9,254.67
Financial Assets	-	-
Loans	5.17	271.80
Trade Receivables	16,840.97	9,627.47
Cash and Cash Equivalents	41.65	9.13
Bank Balances other than Cash and Cash Equivalents	242.90	154.66
Others	0.64	-
Other Current Assets	2,084.05	2,287.56
Total Current Assets	27,586.12	21,605.29
Total Assets	34,513.90	27,645.24
EQUITY AND LIABILITIES		
Equity		
Equity Share Capital	1,310.74	1,183.74
Other Equity	19,280.77	14,567.73
Total Equity	20,591.51	15,751.47
Liabilities		
Non-Current Liabilities		
Financial Liabilities		
Borrowings	614.92	755.74
Provisions	82.46	93.82
Deferred Tax Liabilities	264.62	225.32
Other Non-Current Liabilities	7.74	38.56
Total Non-Current Liabilities	969.74	1,113.44
Current Liabilities		
Financial Liabilities		
Borrowings	10,171.97	7,071.28
Trade Payables	1,932.63	1,964.98
Other Financial Liabilities	0.89	301.23
Other Current Liabilities	416.47	1,147.32
Provisions	9.57	5.16
Income Tax Liabilities	421.12	290.36
Total Current Liabilities	12,952.65	10,780.33
Total Equity and Liabilities	34,513.90	27,645.24



for J T L Infra Limited

Dhruv Singla
Whole Time Director
DIN: 02837754

Place: Chandigarh
Date : October 10, 2022

Unit - I : Gholu Majra, Derabassi, Chd.-Ambala Highway, Distt. Mohali, Punjab - 140 506 (India)

Unit - II : Vill. Koste Budruk, Post Nizampur, Taluka Mangaon, Raigad - 402120, Maharashtra (India)

Unit - III : Jagan Road, Backside Aggarwal Bhawan, Sirhind Side, Mandi Gobindgarh-147301 (India)

J T L INFRA LIMITED
Standalone Cash Flow Statement for the Period Ended September 30, 2022

(₹ In Lakhs)

Particulars	Half Year ended	Half Year ended	Year ended
	30-Sep-22	30-Sep-21	31-Mar-22
	Unaudited	Unaudited	Audited
Cash Flow from Operating Activities			
Net Profit/(Loss) before Tax	4,267.36	2,869.60	6,753.10
Adjustment for :			
Depreciation & Amortisation Expense	150.08	103.37	212.59
Interest Income	(11.33)	(30.97)	(67.31)
Interest Expense	316.00	246.60	630.25
Dividend income	(1.97)	11.60	-
Gains/(losses) on defined benefit plans		-	-
Net unrealized foreign exchange (gain)	(35.26)	(98.54)	(22.93)
(Gain) / Loss on Sale of Property, Plant and Equipment (net)	(5.50)	-	(0.19)
Operating Profit before working Capital Changes :	4,679.39	3,101.66	7,505.51
Movements in Working Capital :			
(Increase)/decrease in Trade Receivables	(7,178.23)	(1,578.82)	(93.21)
(Increase)/decrease in Inventories	883.93	(1,312.42)	(3,945.93)
Increase/(decrease) in Trade payables	(32.35)	1,212.61	(1,418.89)
Increase/(decrease) in Other liabilities and Provisions	(756.21)	13.15	886.87
(Increase)/decrease in Other financial assets and Other assets	469.49	425.39	234.97
Cash generated from Operations :	(1,933.98)	1,861.57	3,169.32
Direct Taxes Paid	(969.14)	(1,158.99)	(2,161.69)
Net Cash flow from/(used in) Operating Activities	(2,903.11)	702.58	1,007.63
Cash Flow from Investing Activities			
Purchase of property, plant and equipment including CWIP	(1,877.85)	(401.17)	(2,049.61)
Proceeds from sale of property, plant and equipment	5.50	-	0.10
Movement in Investments	839.27	1.53	(1,245.42)
Movement Bank Deposit not considered as cash & cash equivalent	(88.24)	169.50	241.46
Dividend Received	1.97		
Interest Received	11.33	30.97	67.31
Net Cash flow from/(used in) Investing Activities	(1,108.03)	(199.16)	(2,986.16)
Cash Flow from Financing Activities			
Proceeds from/ (repayment of) Long term borrowings	(151.46)	60.13	(290.68)
Money received against share warrants	1,711.50	1,010.00	1,226.50
Proceeds from/ (repayment of) in Short term borrowings	2,799.63	(925.72)	1,873.01
Dividend Paid	-	(212.15)	(212.15)
Interest Paid	(316.00)	(258.20)	(630.25)
Net Cash flow from/(used) in Financing Activities	4,043.66	(325.94)	1,966.43
Net Increase/Decrease in Cash & Cash Equivalents	32.52	177.47	(12.10)
Cash & Cash equivalents at the beginning of the year	9.13	21.23	21.23
Cash & Cash equivalents at the end of the year	41.65	198.70	9.13
Components of Cash and Cash Equivalents			
Cash in Hand	23.89	6.71	8.96
Balance with Scheduled Banks :			
Current Accounts	17.76	191.99	0.17
Cash & Cash Equivalents	41.65	198.70	9.13

For and on behalf of Board of Directors of
J T L Infra Limited

Dhruv Singla
Whole Time Director
DIN: 02837754

Place: Chandigarh
Date : October 10, 2022

Unit - I : Gholu Majra, Derabassi, Chd.-Ambala Highway, Distt. Mohali, Punjab - 140 506 (India)
Unit - II : Vill. Koste Budruk, Post Nizampur, Taluka Mangaon, Raigad - 402120, Maharashtra (India)
Unit - III : Jagan Road, Backside Aggarwal Bhawan, Sirhind Side, Mandi Gobindgarh-147301 (India)



Independent Auditor's Limited Review Report on the Quarterly Unaudited Consolidated Financial Results of the Company Pursuant to the Regulation 33 of the SEBI (Listing Obligations and Disclosure Requirements) Regulations, 2015, as amended

To,

The Board of Directors of
JTL Infra Limited
SCO 18-19, Sector 28-C,
Chandigarh, 160002

Limited Review Report of the Unaudited Consolidated Financial Results for the quarter and half year ended 30th September, 2022

1. We have reviewed the accompanying Statement of Unaudited Consolidated Financial Results of JTL Infra Limited (the "Holding Company"), which includes its subsidiary for the quarter and half year ended 30th September, 2022, ("the Statement") attached herewith, being submitted by the Holding Company pursuant to the requirement of Regulation 33 of SEBI (Listing Obligations and Disclosure Requirements), Regulations, 2015, ("the Regulation") as amended (the "Listing Regulations").
2. This Statement which is the responsibility of the Parent's Management and approved by the Parent's Board of Directors has been compiled from the related interim consolidated financial results/interim consolidated financial information which has been prepared in accordance with the recognition and measurement principles laid down in the Indian Accounting Standard 34 "Interim Financial Reporting ("Ind AS 34"), prescribed under Section 133 of the Companies Act, 2013 read with relevant rules issued there under and other accounting principles generally accepted in India. Our responsibility is to issue a report on the Statement based on our review.
3. We have conducted our review of the Statement in accordance with the Standard on Review Engagement (SRE) 2410, "Review of Interim Financial Information performed by the Independent Auditor of the Entity", issued by the Institute of Chartered Accountants of India. This Standard requires that we plan and perform the review to obtain moderate assurance as to whether the Statement is free from material misstatement. A review is limited primarily to inquiries of company personnel and analytical procedure applied to financial data and thus provides less assurance than an audit. We have not performed an audit and, accordingly, we do not express an audit opinion.


We also performed procedures in accordance with the circular issued by the SEBI under Regulation 33 (8) of the SEBI (Listing Obligations and Disclosure Requirements) Regulations, 2015, as amended, to the extent applicable.

4. This Statement includes the results of the following:

Name of Subsidiary
JTL Tubes Limited

5. The Consolidated Financial Results includes unaudited interim financial statement and other financial information of its subsidiary whose interim financial statement does not reflect revenue, net profit/loss after tax and comprehensive income/loss for the quarter and half year ended 30th September, 2022 as considered in the Consolidated Financial Results whose interim financial statement have not been reviewed by their auditors.

These unaudited interim Financial Statements have been furnished to us by the Management and our opinion on the Consolidated Financial Results, in so far as it relates to the amounts and disclosures



included in respect of the subsidiary company is based solely on such unaudited interim Financial Statements. In our opinion and according to the information and explanations given to us by the Management, these interim Financial Statements are not material to the Holding Company and its subsidiary Company.


6. Based on our review conducted as above, nothing has come to our attention that cause us to believe that the accompanying statement of Unaudited Financial Results prepared in accordance with applicable Indian Accounting Standards specified under Section 133 of the Companies Act, 2013 as amended, read with relevant rules issued thereunder and other recognized accounting practices and policies has not disclosed the information required to be disclosed in terms of the Regulation 33 of SEBI (Listing Obligations and Disclosure Requirement), read with the Circular, including the matter in which it is to be disclosed, or that it contains any material misstatement.

Our opinion on the Consolidated Financial Results is not modified in respect of the above matters with respect to our reliance on the work done and the Financial Results/ Financial information certified by the Management.

For Suresh K Aggarwal & Co.

Chartered Accountants

ICAI Firm Registration Number: 021129N



Suresh Kumar Aggarwal

(Proprietor)

Membership Number: 090064

UDIN: 22090064AZDQUB7736

Place: Chandigarh

Date: October 10, 2022

Statement of Un-audited Consolidated Financial Results for the Quarter and Half Year ended September 30, 2022

(₹ in Lakhs except per share data)

Sr. No.	Particulars	Quarter Ended			Half Year Ended		Year Ended
		30-Sep-22	30-Jun-22	30-Sep-21	30-Sep-22	30-Sep-21	31-Mar-22
		Unaudited	Unaudited	Unaudited	Unaudited	Unaudited	Audited
1	Revenue from Operations						
a.	Revenue from Operations	29,990.73	25,694.40	26,309.02	55,685.13	44,211.25	97,571.61
2	Other Income	106.78	223.22	13.76	330.00	200.72	353.76
3	Total Income (1+2)	30,097.51	25,917.62	26,322.78	56,015.13	44,411.97	97,925.37
4	EXPENSES :						
a.	Cost of Materials Consumed	25,190.15	23,494.48	23,211.57	48,684.63	41,411.21	90,118.72
b.	Purchases of Stock-in-Trade	-	-	-	-	-	-
c.	Change in inventory of finished goods, work in progress and stock in trade	1,111.81	199.33	355.86	1,311.14	(1,338.87)	(2,359.28)
d.	Employee Benefits Expense	260.83	329.10	400.29	589.93	471.71	1,122.33
e.	Finance Costs	238.52	77.48	109.33	316.00	258.20	641.90
f.	Depreciation and Amortisation Expense	79.05	71.03	54.01	150.08	103.37	212.59
g.	Other Expenses	309.66	278.10	398.01	587.76	636.75	1,436.01
	Total Expenses	27,190.04	24,449.52	24,529.07	51,639.56	41,542.37	91,172.27
5	Profit Before Exceptional Items and Tax (3-4)	2,907.47	1,468.10	1,793.71	4,375.57	2,869.60	6,753.10
6	Exceptional Items	(108.21)	-	-	(108.21)	-	-
7	Profit/ (Loss) Before Tax (5-6)	2,799.26	1,468.10	1,793.71	4,267.36	2,869.60	6,753.10
8	Tax Expense/(Benefits):						
i.	Current Tax	682.91	360.58	442.49	1,043.49	708.84	1,746.27
ii.	Deferred Tax	32.55	6.66	56.05	39.21	60.48	4.54
iii.	Previous Period Tax	56.41	-	-	56.41	-	-
	Total Tax Expense (i+ii)	771.87	367.24	498.54	1,139.11	769.32	1,750.81
9	Net Profit/(Loss) from continuing operations (7-8)	2,027.40	1,100.86	1,295.17	3,128.26	2,100.28	5,002.29
10	Other Comprehensive Income :						
A.) (i)	Items that will not be reclassified to Profit and Loss	0.53	0.53	0.09	1.05	0.09	44.31
	(ii) income tax relating to items that will not be reclassified to profit or loss	(0.13)	(0.13)	-	(0.26)	-	-
B.) (i)	Items that will be reclassified to profit and loss account	76.98	(77.65)	-	(0.67)	-	-
	(ii) income tax relating to items that will be reclassified to profit or loss	(19.37)	19.54	-	0.17	-	-
11	Total Other Comprehensive Income (9+10)	58.00	(57.71)	0.09	0.28	0.09	44.31
	Total Comprehensive Income for the period (9+11)	2,085.39	1,043.15	1,295.26	3,128.54	2,100.37	5,046.60
12	Paid up Equity Share Capital (Face Value Rs.2 each)	1,310.74	1,210.74	1,060.74	1,310.74	1,060.74	1,183.74
13	Other Equity						14,567.73
14	Net Worth						15,751.47
15	Earnings per Equity Share of Rs. 2 each						
	Basic	3.30	1.83	2.44	5.15	3.97	8.45
	Diluted	3.30	1.68	2.44	5.15	3.97	7.63

Place: Chandigarh
Date: October 10, 2022

For and on behalf of Board of Directors of
J T L Infra Limited


Dhruv Singla
Whole Time Director
DIN: 02837754

Unit - I : Gholu Majra, Derabassi, Chd.-Ambala Highway, Distt. Mohali, Punjab - 140 506 (India)
Unit - II : Vill. Koste Budruk, Post Nizampur, Taluka Mangaon, Raigad - 402120, Maharashtra (India)
Unit - III : Jagan Road, Backside Aggarwal Bhawan, Sirhind Side, Mandi Gobindgarh-147301 (India)

J T L INFRA LIMITED
Consolidated Balance Sheet as at September 30, 2022

(₹ In Lakhs)

Particulars	As at 30-Sep-22	As at 31-Mar-22
ASSETS		
Non-Current Assets		
Property, Plant and Equipment	4,852.97	4,245.40
Capital Work in Progress	1,460.15	339.96
Financial Assets	-	-
Investments	107.45	1,241.87
Other Non-Current Assets	502.21	207.72
Total Non-Current Assets	6,922.78	6,034.95
Current Assets		
Inventories	8,370.73	9,254.67
Financial Assets	-	-
Loans	5.17	271.80
Trade Receivables	16,840.97	9,627.47
Cash and Cash Equivalents	41.65	9.13
Bank Balances other than Cash and Cash Equivalents	247.90	159.66
Others	0.64	-
Other Current Assets	2,084.05	2,287.56
Total Current Assets	27,591.12	21,610.29
Total Assets	34,513.90	27,645.24
EQUITY AND LIABILITIES		
Equity		
Equity Share Capital	1,310.74	1,183.74
Other Equity	19,280.77	14,567.73
Total Equity	20,591.51	15,751.47
Liabilities		
Non-Current Liabilities		
Financial Liabilities		
Borrowings	614.92	755.74
Provisions	82.46	93.82
Deferred Tax Liabilities	264.62	225.32
Other Non-Current Liabilities	7.74	38.56
Total Non-Current Liabilities	969.74	1,113.44
Current Liabilities		
Financial Liabilities		
Borrowings	10,171.97	7,071.28
Trade Payables	1,932.63	1,964.98
Other Financial Liabilities	0.89	301.23
Other Current Liabilities	416.47	1,147.32
Provisions	9.57	5.16
Income Tax Liabilities	421.12	290.36
Total Current Liabilities	12,952.65	10,780.33
Total Equity and Liabilities	34,513.90	27,645.24

for and on behalf of Board of Directors of

J T L Infra Limited


Dhruv Singla
Whole Time Director
DIN: 02837754

Place: Chandigarh
Date : October 10, 2022

Unit - I : Gholu Majra, Derabassi, Chd.-Ambala Highway, Distt. Mohali, Punjab - 140 506 (India)

Unit - II : Vill. Koste Budruk, Post Nizampur, Taluka Mangaon, Raigad - 402120, Maharashtra (India)


Unit - III : Jagan Road, Backside Aggarwal Bhawan, Sirhind Side, Mandi Gobindgarh-147301 (India)

J T L INFRA LIMITED
Consolidated Cash Flow Statement for the Period Ended September 30, 2022
(₹ In Lakhs)

Particulars	Half Year ended	Half Year ended	Year ended
	30-Sep-22	30-Sep-21	31-Mar-22
	Unaudited	Unaudited	Audited
Cash Flow from Operating Activities			
Net Profit/(Loss) before Tax	4,267.36	2,869.60	6,753.10
Adjustment for :			
Depreciation & Amortisation Expense	150.08	103.37	212.59
Interest Income	(11.33)	(30.97)	(67.31)
Interest Expense	316.00	246.60	630.25
Dividend income	(1.97)	11.60	-
Gains/(losses) on defined benefit plans	-	-	-
Net unrealized foreign exchange (gain)	(35.26)	(98.54)	(22.93)
(Gain) / Loss on Sale of Property, Plant and Equipment (net)	(5.50)	-	(0.19)
Operating Profit before working Capital Changes :	4,679.39	3,101.66	7,505.51
Movements in Working Capital :			
(Increase)/decrease in Trade Receivables	(7,178.23)	(1,578.82)	(93.21)
(Increase)/decrease in Inventories	883.93	(1,312.42)	(3,945.93)
Increase/(decrease) in Trade payables	(32.35)	1,212.61	(1,418.89)
Increase/(decrease) in Other liabilities and Provisions	(756.21)	13.15	886.87
(Increase)/decrease in Other financial assets and Other assets	469.49	425.39	234.97
Cash generated from Operations :	(1,933.98)	1,861.57	3,169.32
Direct Taxes Paid	(969.14)	(1,158.99)	(2,161.69)
Net Cash flow from/(used in) Operating Activities	(2,903.11)	702.58	1,007.63
Cash Flow from Investing Activities			
Purchase of property, plant and equipment including CWIP	(1,877.85)	(401.17)	(2,049.61)
Proceeds from sale of property, plant and equipment	5.50	-	0.10
Movement in Investments	839.27	1.53	(1,240.42)
Movement Bank Deposit not considered as cash & cash equivalent	(88.24)	169.50	236.46
Dividend Received	1.97	-	-
Interest Received	11.33	30.97	67.31
Net Cash flow from/(used in) Investing Activities	(1,108.03)	(199.16)	(2,986.16)
Cash Flow from Financing Activities			
Proceeds from/ (repayment of) Long term borrowings	(151.46)	60.13	(290.68)
Money received against share warrants	1,711.50	1,010.00	1,226.50
Proceeds from/ (repayment of) in Short term borrowings	2,799.63	(925.72)	1,873.01
Dividend Paid	-	(212.15)	(212.15)
Interest Paid	(316.00)	(258.20)	(630.25)
Net Cash flow from/(used) in Financing Activities	4,043.66	(325.94)	1,966.43
Net Increase/Decrease in Cash & Cash Equivalents	32.52	177.47	(12.10)
Cash & Cash equivalents at the beginning of the year	9.13	21.23	21.23
Cash & Cash equivalents at the end of the year	41.65	198.70	9.13
Components of Cash and Cash Equivalents			
Cash in Hand	23.89	6.71	8.96
Balance with Scheduled Banks :			
Current Accounts	17.76	191.99	0.17
Cash & Cash Equivalents	41.65	198.70	9.13

for and on behalf of Board of Directors of

J T L Infra Limited


Dhruv Singla
Whole Time Director
DIN: 02837754

Place: Chandigarh
Date : October 10, 2022

Unit - I : Gholu Majra, Derabassi, Chd.-Ambala Highway, Distt. Mohali, Punjab - 140 506 (India)
Unit - II : Vill. Koste Budruk, Post Nizampur, Taluka Mangaon, Raigad - 402120, Maharashtra (India)
Unit - III : Jagan Road, Backside Aggarwal Bhawan, Sirhind Side, Mandi Gobindgarh-147301 (India)

Notes:

1. These Standalone & Consolidated financial results have been prepared in accordance with the recognition and measurement principles of applicable Indian Accounting Standards ('Ind AS') notified under the Companies (Indian Accounting Standards) Rules, 2015, as amended, as specified in section 133 of the Companies Act, 2013. The above financial results were reviewed by the Audit Committee and approved by the Board of Directors in their meeting held on October 10, 2022.
2. The Statutory Auditors of the Company have carried out a Limited Review of the Standalone & Consolidated Unaudited Financial Results for the quarter & six month ended September 30, 2022 and have issued an unmodified independent Auditor's Report thereon.
3. During the quarter company has allotted 50,00,000 Nos of fully paid equity shares on conversion of share warrants to non-promoter, public category.
4. The Company operates in one reportable business segment i. e. manufacturing of 'Steel Tubes, Pipes and Structures' there are no separate reportable segment pursuant to IND AS-108.
5. Previous period figures have been regrouped/reclassified/restated, wherever considered necessary.
6. The Company has not discontinued any of its operations during the period under review/audit.
7. JTL Tube Limited, wholly owned subsidiary is yet to start business operations.
8. The results of the Company are also available for investors at www.jtlinfra.com, www.bseindia.com and www.msei.in

Date: October 10, 2022
Place: Chandigarh

for & on behalf of Board of
JTL Infra Limited


Dhruv Singla
Whole Time Director
DIN: 002837754



Annex A

Statement of Deviation / Variation in utilisation of funds raised

Name of listed entity	J T L Infra Limited
Mode of Fund Raising	Preferential Issue on conversion of warrants
Date of Raising Funds	13 th September, 2022
Amount Raised (in Rs. Crores)	13.50
Report filed for Quarter ended	30 th September, 2022
Monitoring Agency	Not applicable
Monitoring Agency Name, if applicable	Not applicable
Is there a Deviation / Variation in use of funds raised	No
If yes, whether the same is pursuant to change in terms of a contract or objects, which was approved by the shareholders	Not applicable
If Yes, Date of shareholder Approval	Not applicable
Explanation for the Deviation / Variation	Not applicable
Comments of the Audit Committee after review	No comments
Comments of the auditors, if any	No Comments

Objects for which funds have been raised and where there has been a deviation, in the following table						
Original Object	Modified Object, if any	Original Allocation(In Crores)	Modified allocation, if any	Funds Utilised (In Crores)	Amount of Deviation/Variation for the quarter according to applicable object	Remarks if any
For Working Capital, Company Expansion	Not Applicable	45.00	Nil	13.50	Nil	None

Deviation or variation could mean:

- (a) Deviation in the objects or purposes for which the funds have been raised or
(b) Deviation in the amount of funds actually utilized as against what was originally disclosed or
(c) Change in terms of a contract referred to in the fund raising document i.e. prospectus, letter of offer, etc

For JTL Infra Limited

Dhruv Singla

Whole Time Director

DIN: 02837754



Unit - I : Gholu Majra, Derabassi, Chd.-Ambala Highway, Distt. Mohali, Punjab - 140 506 (India)
Unit - II : Vill. Koste Budruk, Post Nizampur, Taluka Mangaon, Raigad - 402120, Maharashtra (India)
Unit - III : Jagan Road, Backside Aggarwal Bhawan, Sirhind Side, Mandi Gobindgarh-147301 (India)