



WALLFORT
Financial Services Ltd.

14th November, 2022

To,
Bombay Stock Exchange Limited,
Phiroze Jeejeebhoy Towers,
Dalal Street, Mumbai - 400001.

Dear Sir/Madam,

Scrip Code: 532053

Subject: Submission of Un-Audited Financial Results for the Quarter and Financial Year ended 30th September, 2022.

We wish to inform that the Board of Directors of the Company, at its meeting held today has approved the Un-audited Financial Results (Standalone) for the Quarter and half Year ended 30th September, 2022.

Pursuant to Regulation 33 of SEBI (Listing Obligation and Disclosure Requirements) Regulations 2015 we enclose the following.

- 1) Un-Audited Financial Results (Standalone) for Quarter and half Year ended 30th September, 2022.
- 2) Cash Flow Statement for half Year ended 30th September, 2022.
- 3) Limited Review Report

An extract of the results would be published in the newspapers in accordance with the Listing Regulations.

The said results may be accessed on the Company's website at <https://www.wallfort.com> and may also be accessed on the Stock Exchange website at <http://www.bseindia.com>.

The meeting of the Board of Directors of the Company commenced at 02.00 p.m. and concluded at 4.15 p.m.

Please find the above in order and take the same on your records.

Thanking you,
Yours Faithfully,

For Wallfort Financial Services Limited


Ashok Bharadia
Managing Director
(DIN - 00407830)

Encl: As stated above.



WALLFORT

Financial Services Ltd.

Wallfort Financial Services Ltd

Reg Off: 205A, Hari Chambers, S. B. Marg, Fort, Mumbai - 400001

(CIN - L65920MH1994PLC082992)

Tel: 66184016 / 66184017, Email: cosec@wallfort.com, Website: www.wallfort.com

(Rs. In lakhs, Except EPS)

Statement of Standalone Un-audited Financial Results For the Quarter and Half Year Ended 30th September 2022

Particulars	For the quarter ended			For the half year ended		For the year ended
	30/09/2022	30/06/2022	30/09/2021	30/09/2022	30/09/2021	31/03/2022
	Unaudited	Unaudited	Unaudited	Unaudited	Unaudited	Audited
1 Income						
Revenue from operations						
(i) Interest Income	29.82	28.60	35.58	58.42	57.60	95.51
(ii) Dividend Income	32.17	1.25	56.59	33.42	57.84	138.83
(iii) Rental Income	-	-	-	-	-	-
(iv) Fees and commission Income	-	-	-	-	-	-
- Brokerage Income	366.21	302.74	430.77	668.95	825.31	1,721.21
(v) Net gain on fair value changes	607.41	(262.27)	(274.97)	345.14	465.80	9.49
(vi) Net gain on derecognition of financial instruments under amortised cost category	-	-	-	-	-	-
(vii) Sale of products (including Excise Duty)	-	-	-	-	-	-
(viii) Sale of services	-	-	-	-	-	-
(ix) Other Operating Income	31.65	0.68	128.60	32.33	531.93	847.36
(I) Total Revenue From Operations	1,067.26	71.00	376.57	1,138.26	1,938.48	2,812.40
(II) Other Income	1.42	3.36	0.77	4.78	0.77	2.95
(III) Total income (I+II)	1,068.68	74.36	377.34	1,143.05	1,939.25	2,815.35
2 Expenses						
(i) Finance costs	5.44	3.93	4.92	9.37	8.05	15.86
(ii) Impairment on financial instruments	-	-	-	-	-	-
(iii) Employee benefit expense	74.02	67.61	67.33	141.62	130.35	324.74
(iv) Depreciation, depletion and amortisation expense	7.36	6.28	7.42	13.64	14.38	30.00
(v) Other Expenses	218.78	330.02	226.08	548.79	375.76	792.98
(IV) Total expenses	305.60	407.84	305.75	713.42	528.54	1,163.59
(V) Profit/(Loss) Before Exceptional Items and Tax	763.08	(333.48)	71.59	429.63	1,410.71	1,651.76
(VI) Exceptional items	-	-	-	-	-	-
(VII) Profit/(Loss) Before Tax	763.08	(333.48)	71.59	429.63	1,410.71	1,651.76
(VIII) Tax expense						
Current tax	-	-	-	-	-	30.61
Deferred tax	-	-	-	-	-	249.08
Short/(Excess) Provision for tax for earlier years	-	-	-	-	-	-
(IX) Total Tax Expense	-	-	-	-	-	279.69
(X) Profit/(Loss) for the Period	763.08	(333.48)	71.59	429.63	1,410.71	1,372.08
(XI) Other Comprehensive Income						
(i) Other Comprehensive Income not to be reclassified to profit and loss in subsequent periods:						
-Financial Instrument through OCI	-	-	-	-	-	(1,003.73)
-Actuarial Gain/(Loss) on post retirement benefit plans	5.00	(0.40)	(1.26)	4.60	(5.45)	(1.61)
-Gain on sale of Equity Instruments through Other Comprehensive Income	-	-	-	-	-	180.54
-Deferred Tax on financial instrument	-	-	-	-	-	-
(XII) Total Other Comprehensive Income for the period	5.00	(0.40)	(1.26)	4.60	(5.45)	(824.79)
(XIII) Total Comprehensive Income for the period (X+XII)	768.08	(333.88)	70.33	434.23	1,405.26	547.28
(XIV) (a) Paid-up Equity Share Capital (Face value of Rs. 10)	968.72	968.72	968.72	968.72	968.72	968.72
(b) Other Equity	10,871.51	10,103.39	11,295.26	10,871.51	11,295.26	10,437.28
(XIX) Earnings per share						
Earnings per equity share for continuing operations						
Basic earnings per share (INR)	7.88	(3.44)	0.74	4.44	14.56	14.16
Diluted earnings per share (INR)	7.88	(3.44)	0.74	4.44	14.56	14.16



For and on behalf of Board of Directors
Wallfort Financial Services Limited

Ashok Bharadia

Ashok Bharadia
Managing Director
DIN: 00407830

Place: Mumbai
Date: 14th November 2022



WALLFORT

Financial Services Ltd.

Wallfort Financial Services Limited Half Year Ended 30th September 2022

Notes:

- 1 The aforesaid results have been reviewed by Audit Committee, and taken on record by the board of directors at their meeting held on 14th November, 2022.
- 2 The above financial results have been prepared in accordance with the recognition and measurement principles of IND AS prescribed under section 133 of the Companies Act 2013 read with relevant Rules issued thereunder and other accounting principles generally accepted in India and SEBI Circular dated 5th July 2016.
- 3 The company does not have more than one reportable segment in line with Ind AS 108 "Operating Segment" issued by ICAI and hence segmental information is not given.
- 4 The above Financial Results have been drawn up as per Division III applicable to Non-banking Financial Company (NBFC) in compliance with Companies (Indian Accounting Standards) Rules 2015 and as per amendments to Schedule III of the Companies Act, 2013 Vide MCA notification dated 11-10-2018. The Company is SEBI registered Stock Broker and is not required to be registered under Section 45-1A of the
- 5 As per Ind AS 109, the company has unrealised gain/(loss) of Rs. 345.13 lakhs and Rs. (465.80) lakhs for the half year ended 30th September 2022 and 30th September 2021 respectively which has been classified under 'Net gain on Fair Value changes'.
- 6 Figures of the previous period have been regrouped whenever necessary, in order to make them comparable.
- 7 Provision for Deferred Tax will be reviewed at the year end





25/11/2022



WALLFORT



Financial Services Ltd.

Wallfort Financial Services Ltd Reg Off: 205A, Hari Chambers, S. B. Marg, Fort, Mumbai - 400001 (CIN - L65920MH1994PLC082992) Tel: 66184016 / 66184017, Email: cosec@wallfort.com, Website: www.wallfort.com Statement of Assets and Liabilities as at 30th September, 2022		
(Rs. In lakhs, unless otherwise stated)		
Particulars	As at 30th September, 2022 (Unaudited)	As at 31st March, 2022 (Audited)
I. ASSETS :		
1. Financial assets		
(a) Cash and cash equivalents	226.42	235.77
(b) Bank balance other than (a) above	1,598.75	1,648.75
(c) Receivables		
(i) Trade receivables	37.13	111.78
(ii) Other receivables	-	-
(d) Loans	-	-
(e) Investments	8,857.25	8,464.23
(f) Other financial assets	304.47	233.67
	11,024.02	10,694.20
II. Non- financial assets		
(a) Current tax assets (net)	89.24	82.69
(b) Deferred tax assets (net)	363.31	363.31
(c) Investment property	-	-
(d) Property, plant and equipment	181.61	145.95
(e) Intangible assets under development	-	-
(f) Other intangible assets	-	-
(g) Other non-financial assets	363.41	311.44
	997.57	903.38
Total assets	12,021.59	11,597.58
II. LIABILITIES AND EQUITY		
Liabilities		
1. Financial liabilities		
(a) Payables		
(i) Trade payables		
(i) total outstanding dues of micro and small enterprises	-	-
(ii) total outstanding dues of creditor other than micro and small enterprises	93.61	97.84
(ii) Other payables	-	-
(i) total outstanding dues of micro and small enterprises	-	-
(ii) total outstanding dues of creditor other than micro and small enterprises	-	-
(b) Debt securities	-	-
(c) Borrowings (Other than Debt Securities)	-	-
(d) Other financial liabilities	26.29	28.27
	119.90	126.11
2. Non- financial liabilities		
(a) Current tax liabilities (net)	-	8.32
(b) Deferred tax liabilities (net)	-	-
(c) Provisions	30.72	30.56
(d) Other non-financial liabilities	30.74	26.59
	61.46	65.47
3. Equity		
(a) Equity share capital	968.72	968.72
(b) Other equity	10,871.51	10,437.28
	11,840.23	11,406.00
Total Liabilities and Equity	12,021.59	11,597.58
Wallfort Financial Services Limited  Ashok Bharadia Managing Director DIN: 00407830 Place: Mumbai Date: 14th November, 2022		
		



WALLFORT

Financial Services Ltd.

Wallfort Financial Services Ltd Reg Off: 205A, Hari Chambers, S. B. Marg, Fort, Mumbai - 400001 (CIN - L65920MH1994PLC082992) Tel: 66184016 / 66184017, Email: cosec@wallfort.com, Website: www.wallfort.com		
UNAUDITED CASH FLOW STATEMENT FOR THE HALF YEAR ENDED 30TH SEPTEMBER, 2022 (Rs. In lakhs, unless otherwise stated)		
Particular	September 30, 2022	September 30, 2021
A. CASH FLOW FROM OPERATING ACTIVITIES		
Profit before tax	429.63	1,410.71
Adjustment for:		
Depreciation, Amortisation and Impairment	13.64	14.38
Net gain on fair value changes	(345.14)	(465.80)
(Gain)/Loss on sale of equity instrument	(176.38)	(1,002.25)
Profit on sale of Fixed Asset	(4.95)	-
Actuarial Gain or Loss on post employment benefit	4.60	(5.45)
Interest Expense	9.37	8.05
Interest Income	(58.42)	(57.60)
Dividend Income	(33.42)	(57.84)
Operating Profit before Working Capital changes	(161.07)	(155.80)
Adjustment for:		
1) (Increase) / Decrease in Trade Receivables	74.65	9.86
2) Investment in Fixed deposit having maturity more than 3 months (Net of maturity)	50.00	(300.00)
2) (Increase) / Decrease in Other Financial Assets	(70.80)	(14.30)
4) (Increase) / Decrease in Non Current Assets	(51.97)	(191.67)
5) Increase / (Decrease) in Trade Payables	(4.23)	(27.90)
5) Increase / (Decrease) in Borrowings	-	292.40
6) Increase / (Decrease) in Other Financial Liabilities	(1.98)	(3.90)
5) Increase / (Decrease) in Provision	0.16	(6.40)
7) (Increase) / Decrease in Other Non-Financial Liabilities	4.15	10.10
Cash generated from Operations	(161.09)	(387.62)
Taxes Paid	14.87	9.42
Net cash used in operating activities	(175.96)	(397.04)
B. CASH FLOW FROM INVESTING ACTIVITIES		
Purchase of Fixed Assets	(52.62)	(25.14)
Sale of Fixed Assets	8.26	-
Net Cash used for Fixed Assets	(44.36)	(25.14)
Purchase of Investments	(6,895.31)	(13,079.48)
Sale of Investments	7,023.80	13,530.65
Net Cash used for Investments	128.49	451.17
Dividend Received	33.42	57.84
Net cash used for investing activities	117.55	483.87
C. CASH FLOW FROM FINANCING ACTIVITIES		
Interest Received	58.42	57.60
Interest Paid	(9.37)	(8.05)
Net cash used for financing activities	49.06	49.55
Net (Decrease)/Increase in cash and cash equivalents	(9.35)	136.37
Add : Cash and cash equivalents as at the beginning of the year	235.77	83.44
Term deposit with bank (Original Maturity less than 3 months)	226.42	219.82
Components of cash and cash equivalents		
Cash on hand	3.10	2.10
In Current Accounts	223.32	217.72
Term deposit with bank (Original Maturity less than 3 months)	-	-
For Wallfort Financial Services Limited  Ashok Bharadia Managing Director DIN: 00407830 Place: Mumbai Date: 14th November, 2022		
		



Independent Auditor's Review Report on Standalone Unaudited. Half Yearly Financial Results of Wallfort Financial Services Limited Pursuant to the Regulation 33 of the SEBI (Listing Obligations and Disclosure Requirements) Regulations, 2015 (as amended)

**To Board of Directors,
Wallfort Financial Services Limited**

We have reviewed the accompanying statement of Standalone unaudited financial results of Wallfort Financial Services Limited for the half year ended 30th September, 2022 and year to date results for the period April 2022 to September 2022 being submitted by the company pursuant to the requirements of regulation 33 of the SEBI (Listing Obligations and Disclosure requirements) Regulations, 2015 (as amended), including relevant circulars issued by the SEBI from time to time. This statement is the responsibility of the Company's Management and has been approved by the Board of Directors. Our responsibility is to express a conclusion on the statement based on our review of the statement, which has been prepared in the accordance with the recognition and measurement principles laid down in Indian Accounting Standard 34. Interim Financial Reporting ('Ind AS 34') specified under section 133 of the Companies Act, 2013, SEBI Circular CIR/CFD/FAC/62/2016 dated 5 July 2016 (herein after referred to as the SEBI Circular) and other accounting principles generally accepted in India.

We conducted our review of the Statement in accordance with the Standard on Review Engagements (SRE) 2410 "Review of Interim Financial Information performed by the Independent Auditor of the Entity", issued by the Institute of chartered Accountants of India. This standard requires that we plan and perform the review to obtain moderate assurance as to whether the financial statements are free of material misstatement. A review is limited primarily to inquiries of company personnel and an analytical procedure applied to financial data and thus provides less assurance than an audit. We have not performed an audit and accordingly, we do not express an audit opinion.

Based on our review conducted as above, nothing has come to our attention that causes us to believe that the accompanying statement prepared in the accordance with the recognition and measurement principles laid down in Ind AS 34, specified under section 133 of the companies Act, 2013 the SEBI Circular and other accounting principles generally accepted in India has not disclosed the information required to be disclosed in terms of Regulation 33 of the SEBI (Listing obligations and Disclosure Requirements) Regulations, 2015 including the manner in which it is to be disclosed, or that it contains any material misstatement.

For Kochar & Associates
Chartered Accountants
Firm Registration No: 105256W




CA Ravi Khandelwal
Partner

Place: Mumbai
Date: 14th November, 2022

Membership No. 146480
UDIN No- 22146480BDBFRA5671