



UNITED DRILLING TOOLS LTD.

CIN : L29199DL1985PLC015796

OIL DRILLING EQUIPMENT MANUFACTURING AND SERVICES

Phones : +91-120 – 4842400,
- 4162715, 4729610

Fax No.: +91-120 – 2462675

USE PREFIX FOR CALLING

From outside country – 91 – 120

From outside state – 0120

From New Delhi – 0120

Please Reply to Head Office

26th Floor, Astralis Tower, Supernova
Complex, Sector-94, Noida - 201301,

Distt. G B Nagar, Uttar Pradesh, India

E-mail : ENQUIRY@UDTLTD.COM

Website : WWW.UDTLTD.COM

10/11/2023

UDT/SEC/2023-24/BSE-50-NSE-50

To,
Department of Corporate Service
BSE Limited
Phiroze Jeejeebhoy Towers,
Dalal Street, Mumbai- 400001
Security ID - 522014

Listing Compliance Department
National Stock Exchange of India Ltd.
Exchange Plaza, C-1 Block-G,
Bandra Kurla Complex, Bandra (E),
Mumbai – 400051
Security ID - UNIDT

Subject: Outcome of Board Meeting

Dear Sir/Madam,

Pursuant to Regulation 30 & 33 of SEBI (Listing Obligations and Disclosure Requirements) Regulations, 2015, we would like to inform that the meeting of Board of Directors held on Today, November 10, 2023 at Corporate Office of the Company situated at 26th Floor, Astralis Tower, Supernova Complex, Sector-94, Noida – 201301 commenced at 01:30 PM and concluded at 07:15 PM, to inter-alia, consider and:

- Approved the un-audited Financial Results (Standalone & Consolidated) for the 2nd quarter and half year ended September 30, 2023, for the FY 2023-24 and Limited Review Report of Statutory Auditors thereon.
- Approved the appointment of M/s Grover Lalla & Mehta, Chartered Accountants, 90/20, Malviya Nagar, New Delhi-110017 as an internal auditor of the Company for the remaining period of FY 2023-24 started from November 05, 2023 upto March 31, 2024.

This is for your information and record.

Thanking You,

Yours Faithfully,

For United Drilling Tools Limited

Anand Kumar Mishra
Company Secretary
M. No. FCS-7207



SARUPRIA SOMANI & ASSOCIATES

Chartered Accountants

Administrative Office:

"Shree Kalayanam" 50, Tagore Nagar,

Near Partani Hospital, Sector No. 4,

Hiran Magri, Udaipur - 313002

Ph. 820907943 Mobile: 94141 56057

Email – dsomani@sarupriasomani.in,

somani74@rediffmail.com

Website – www.sarupriasomani.com



Independent Auditor's Limited Review Report on the Quarterly and year to Date Unaudited Standalone Financial Results of the Company Pursuant to the Regulation 33 of the SEBI (Listing Obligations and Disclosure Requirements) Regulations, 2015, as amended.

To,


The Board of Directors

United Drilling Tools limited

Noida, Uttar Pradesh

1. We have reviewed the accompanying statement of standalone unaudited Financial Results of UNITED DRILLING TOOLS LIMITED (the "Company"), for the quarter ended September 30, 2023 and year to date from April 01, 2023 to September 30, 2023 (the "Statement") attached herewith, being submitted by the Company pursuant to the requirement of Regulation 33 of the SEBI (Listing Obligation and Disclosure Requirements) Regulations, 2015, as amended (the "Listing Regulations").
2. The Company's Management is responsible for the preparation of the Statement in accordance with the recognition and measurement principles laid down in Indian Accounting Standard 34, (Ind AS 34) "Interim Financial Reporting" prescribed under Section 133 of the Companies Act, 2013 as amended, read with relevant rules issued there under and other accounting principles generally accepted in India and in compliance with Regulation 33 of the Listing Regulations. The Statement has been approved by the Company's Board of Directors. Our responsibility is to express a conclusion on the Statement based on our review.
3. We conducted our review of the Statement in accordance with the Standard on Review Engagement (SRE) 2410, "Review of Interim Financial Information performed by the Independent Auditor of the Entity", issued by the Institute of Chartered Accountants of India. This Standard requires that we plan and perform the review to obtain moderate assurance as to whether the Statement is free of material misstatement. A review of interim financial information consists of making inquiries, primarily of persons responsible for financial and accounting matters, and applying analytical and other review procedures. A review is substantially less in scope than an audit conducted in accordance with Standards on Auditing and consequently does not enable us to obtain assurance that we would become aware of all significant matters that might be identified in an audit. Accordingly, we do not express an audit opinion.
4. Based on our review conducted as stated above, nothing has come to our attention that causes us to believe that the accompanying statements prepared in accordance with the aforesaid applicable Indian Accounting Standards ("IND AS") specified under Section 133 of the Companies Act, 2013 as amended, read with relevant rules issued there under and other accounting practices and policies generally accepted in India, has not disclosed the information required to be disclosed in terms of

**Offices at Ahmadabad, Akola, Bhavnagar, Chandigarh, Delhi, Ghaziabad, Guwahati, Indore,
Kolkata, Mumbai, Pune, Raipur, Ranchi, Rudrapur, Shimla & Singrauli**



SARUPRIA SOMANI & ASSOCIATES

Chartered Accountants



Regulation 33 of the SEBI (Listing Obligations and Disclosure Requirements) Regulations, 2015 as amended, including the manner in which it is to be disclosed, or that it contains any material misstatement.

For Sarupria Somani & Associates

Chartered Accountants

Firm Registration No. 010674C

CA. Devendra Kumar Somani

Membership No. 079558

UDIN: 23079558BGXMB08444



Place: Camp Noida

Date: 10th November, 2023

UNITED DRILLING TOOLS LIMITED
CIN : L29199DL1985PLC015796
REGD.OFFICE : 139 A, First Floor, Antriksh Bhawan, 22, Kasturba Gandhi Marg, NEW DELHI-110001
E-mail ID: compsect @ udtltd.com, Website: www.udtltd.com
Phone No. 0120-4842400, Fax No. 0120-2462675

UNAUDITED STANDALONE FINANCIAL RESULTS FOR THE QUARTER AND HALF YEAR ENDED 30th SEPTEMBER, 2023

(₹ In Lacs, Except EPS)

Sr. No.	Particulars	Quarter ended			Half Year Ended		Year ended
		30-Sep-23	30-Jun-23	30-Sep-22	30-Sep-23	30-Sep-22	31-Mar-23
		Unaudited	Unaudited	Unaudited	Unaudited	Unaudited	Audited
	Income from Operations						
I	Revenue from Operations	3,462.26	2,088.06	3,426.18	5,550.32	7,089.98	11,934.02
II	Other Income	98.58	37.30	38.43	135.88	74.30	157.36
III	Total Income	3,560.84	2,125.36	3,464.61	5,686.20	7,164.28	12,091.38
IV	Expenses						
	Cost of Materials Consumed	3,129.20	887.06	3,311.84	4,016.26	6,626.48	10,062.92
	Purchase of Stock-in-Trade	-	-	-	-	-	-
	Changes in Inventories of Finished Goods, WIP & Stock in Trade	(839.85)	317.30	(966.96)	(522.55)	(1,742.49)	(2,510.84)
	Employees Benefits Expenses	283.75	278.75	338.44	562.50	630.15	1,153.54
	Finance Cost	73.67	44.73	25.16	118.40	61.13	82.59
	Depreciation and Amortisation Expenses	100.63	95.98	69.96	196.61	136.20	296.70
	Other Expenses	468.01	293.40	427.48	761.41	751.79	1,541.88
	Total Expenses	3,215.41	1,917.22	3,205.92	5,132.63	6,463.26	10,626.78
V	Profit before Exceptional and Extraordinary items and tax	345.43	208.14	258.69	553.57	701.02	1,464.60
VI	Exceptional Items	-	-	-	-	-	-
VII	Profit before Extraordinary items and tax	345.43	208.14	258.69	553.57	701.02	1,464.60
VIII	Extraordinary Item	-	-	-	-	-	-
IX	Profit Before Tax	345.43	208.14	258.69	553.57	701.02	1,464.60
X	Tax Expenses - Current Tax	120.81	64.38	81.43	185.19	214.43	444.04
	- Deferred Tax	4.55	(3.98)	(38.05)	0.57	(41.08)	2.91
	- Earlier Years	-	-	-	-	-	-
XI	Profit/(Loss) from for the period	220.07	147.74	215.31	367.81	527.67	1,017.65
XII	Other Comprehensive Income /(Loss), net of Income Tax						
	a) Item that will not be reclassified to Profit or (Loss)	-	-	-	-	-	-
	(i) Remeasurement of defined benefit plan (net of Income Tax)	(1.73)	(1.70)	(0.43)	(3.43)	(0.85)	(6.79)
	Total other Comprehensive Income /(Loss), (net of Income Tax)	(1.73)	(1.70)	(0.43)	(3.43)	(0.85)	(6.79)
XIII	Total Comprehensive Income for the period, net of tax	218.34	146.04	214.88	364.38	526.81	1,010.86
XIV	Paid-up Equity Share Capital (Face Value of Rs. 10/- each)	2,030.31	2,030.31	2,030.31	2,030.31	2,030.31	2,030.31
XV	Other Equity	22,717.78	-	22,356.31	22,717.78	22,356.31	22,597.09
XVI	Earning Per Share (for Continuing Operations)						
	(a) Basic	1.08	0.72	1.06	1.79	2.59	4.98
	(b) Diluted	1.08	0.72	1.06	1.79	2.59	4.98



Ramesh Gupta

UNITED DRILLING TOOLS LIMITED

REGD.OFFICE : 139 A, First Floor, Antriksh Bhawan, 22, Kasturba Gandhi Marg, NEW DELHI-110001

Unaudited Standalone Statement of Assets and Liabilities as at 30th September,2023

(₹ in Lacs)




	Particulars	As at 30.09.2023 Unaudited	As at 31.03.2023 Audited
A	ASSETS		
	1.Non-current assets		
	(a) Property , Plant and Equipment	2,739.87	2,775.41
	(b) Capital work - in- process	-	0.00
	(c) Intangibles	2,209.18	2,266.60
	(d) Intangibles under development	592.05	532.41
	(e) Financial Assets		
	(i) Investment in Equity Share of Subsidi. Company	126.07	126.07
	(ii) Loans	1,150.00	1,150.00
	(iii) Other Financial Assets	508.16	362.69
	(f) Deferred Tax Assets		
	(g) Other Non Current Assets	1,599.35	1,702.07
	Total-Non-current assets (1)	8,924.68	8,915.25
	2. Current assets		
	(a) Inventories	15,543.17	13,576.69
	(b) Financial Assets		
	(i) Trade receivables	5,452.63	3,406.79
	(ii) Cash and cash equivalents	294.04	183.68
	(iii) Loans and advance	481.23	297.60
	(iv) Other Financial Assets	-	-
	(c) Other Current Assets	1,849.18	1,739.19
	Total-Current assets (2)	23,620.25	19,203.95
	Total-Assets (1+2)	32,544.93	28,119.20
B	EQUITY AND LIABILITIES		
	Equity		
	(a) Equity Share Capital	2,030.31	2,030.31
	(b) Other Equity	22,717.78	22,597.09
	Total Equity (1)	24,748.09	24,627.40
	Liabilities		
	Non-current liabilities		
	Financial Liabilities		
	(a) Long-term borrowings		
	(i) Borrowings	2.66	3.63
	(ii) Other Financial liabilities	-	-
	(b) Provisions	109.30	101.13
	(c) Deferred tax liabilities(net)	445.81	445.24
	(d) Other non-current liabilities	49.91	44.05
	Total-Non-current liabilities (2)	607.68	594.05
	Current Liabilities		
	(a) Financial Liability		
	(i) Borrowings	3,665.41	493.04
	(ii) Trade Payables		
	(a) Dues of Micro and Small Enterprises	253.37	106.10
	(b) Other than Dues of Micro and Small Enterprises	1,647.47	1,322.54
	(iii) Other Financial liabilities	2.30	4.15
	(b) Short Term Provisions (Net)	1,568.58	923.30
	(c) Other current liabilities	52.03	48.62
	Total-Current liabilities (3)	7,189.16	2,897.75
	Total Equity and Liabilities (1+2+3)	32,544.93	28,119.19



Prasad *Gpa*



UNITED DRILLING TOOLS LIMITED		
REGD.OFFICE : 139 A, First Floor, Antriksh Bhawan, 22, Kasturba Gandhi Marg, NEW DELHI-110001		
Unaudited Standalone Cash Flow statement for the year ended 30th September,2023		
(₹ in Lacs)		
PARTICULARS	As at 30.09.2023 Unaudited	As at 31.03.2023 Audited
CASH FLOW FROM OPERATING ACTIVITIES		
Net profit before Tax	553.57	1,464.60
Items Adjustment for :		
OCI Impact	(3.43)	(6.78)
Interest Income	61.30	118.37
Depreciation	196.61	296.70
Profit on sale of Fixed Assets	0.55	0.61
Operating profit Before Change in working capital	684.90	1,635.53
Adjustment for :		
Trade & Other Receivable	(2,045.84)	682.41
Inventories	(1,966.48)	(2,080.18)
Loans & Advances	(293.62)	383.00
Trade Payable	472.20	766.27
Other Non Current Assets	(42.74)	1,588.54
Other Current Liabilities	643.43	(72.16)
Provisions	8.17	22.84
Short Term Provisions	3.41	2.34
Other Non Current Liabilities	5.86	(15.32)
Cash Generated from operations	(2,530.71)	2,913.27
Less : Direct Taxes paid	185.19	444.04
Cash flow before Extra Ordinary Items	(2,715.90)	2,469.23
Net cash flow from operating activities	(2,715.90)	2,469.23
CASH FLOW FROM INVESTMENT ACTIVITIES		
Increase/Transfer of fixed Assets	169.70	935.53
Sales of fixed Assets	6.91	8.10
Investment of Equity Share	0.00	0.00
Net cash used in investing activities	162.79	927.44
CASH FLOW FROM FINANCE ACTIVITIES		
Proceeds from Banks, Financial Institution	3,172.37	(1,290.25)
Other Secured Loans	(0.97)	(3.79)
Interest Income	61.30	118.37
Payment of dividend	(243.64)	(365.46)
Net Cash Flow from Financing Activities	2,989.06	(1,541.13)
Net Increase in cash and equivalents	110.37	0.65
Cash and Cash Equivalents as at 1.4.2023 (Op. Bal.)	183.68	183.01
Cash and Cash Equivalents as at 30.09.2023 (Clo.Bal.)	294.05	183.68

Notes	UNITED DRILLING TOOLS LIMITED
1	The company's business activities falls within a single business segment (Engineering) in terms of Accounting Standard - 17 of ICAI.
2	Previous period's figures have been regrouped/rearranged, wherever necessary.
3	Given the nature of business of the company and product mix in the respective quarter the result of any quarter may not be a true and/or proportionate reflection of the annual performance of the company. Further quarter to quarter results are also affected by the type of the products manufactured/sold during that quarter.
4	The unaudited standalone Financial Results , Balancesheet and Cash Flow statement have been reviewed by the Audit Committee & approved by the Board of Directors at their meeting held on 10th November, 2023. The Statutory Auditor's has carried out " Limited review" of the same. These are being filed with the BSE Ltd. and National Stock Exchange of India Ltd. For more details on unaudited results, visit our website www.udtld.com , www.bseindia.com and www.nseindia.com .
Place : Noida Date : 10.11.2023	<div>   </div> <div> For United Drilling Tools Ltd.  Pramod Kumar Gupta Managing Director </div>

SARUPRIA SOMANI & ASSOCIATES

Chartered Accountants

Administrative Office:

"Shree Kalayanam" 50, Tagore Nagar,

Near Partani Hospital, Sector No. 4,

Hiran Magri, Udaipur - 313002

Ph. 820907943 Mobile: 94141 56057

Email – dsomani@sarupriasomani.in,

somani74@rediffmail.com

Website – www.sarupriasomani.com



Independent Auditor's Limited Review Report on the Quarterly and year to Date Unaudited Consolidated Financial Results of the Company Pursuant to the Regulation 33 of the SEBI (Listing Obligations and Disclosure Requirements) Regulations, 2015, as amended.

To,
The Board of Directors
United Drilling Tools limited
Noida, Uttar Pradesh

1. We have reviewed the unaudited consolidated financial results of United Drilling Tools Limited (the "Parent"), its subsidiaries (the parent and its subsidiary hereinafter referred to as the "Group"), for the quarter and half year ended Sept. 30, 2023 which are Included in the accompanying Statement of unaudited consolidated financial results for the quarter and half year ended Sept. 30, 2023 (the "Statement"). The Statement is being submitted by the Parent pursuant to the requirement of Regulation 33 of the SEBI (Listing Obligations and Disclosure Requirements) Regulations, 2015 (the "Listing Regulations"), as amended.
2. The Company's Management is responsible for the preparation of the Statement in accordance with the recognition and measurement principles laid down in Indian Accounting Standard 34, (Ind AS 34) "Interim Financial Reporting" prescribed under Section 133 of the Companies Act, 2013 as amended, read with relevant rules issued there under and other accounting principles generally accepted in India and in compliance with Regulation 33 of the Listing Regulations. The Statement has been approved by the Company's Board of Directors. Our responsibility is to express a conclusion on the Statement based on our review.
3. We conducted our review of the Statement in accordance with the Standard on Review Engagements (SRE) 2410 "Review of Interim Financial Information Performed by the Independent Auditor of the Entity", issued by the Institute of Chartered Accountants of India. This Standard requires that we plan and perform the review to obtain moderate assurance as to whether the Statement is free of material misstatement. A review of interim financial Information consists of making inquiries, primary of persons responsible for financial and accounting matters, and applying analytical and other review procedures. A review is substantially less in scope than an audit conducted in accordance with Standards on Auditing and consequently does not enable us to obtain assurance that we would become aware of all significant matters that might be identified in an audit. Accordingly, we do not express an audit opinion.
4. We also performed procedures in accordance with the circular issued by the SEBI under Regulation 33 (8) of the SEBI (Listing Obligations and Disclosure Requirements) Regulations, 2015, as amended,

Offices at Ahmadabad, Akola, Bhavnagar, Chandigarh, Delhi, Ghaziabad, Guwahati, Indore,
Kolkata, Mumbai, Pune, Raipur, Ranchi, Rudrapur, Shimla & Singrauli





to the extent applicable. The Statement includes the results of the following entities: (a) United Drilling Tools Ltd. (Parent) (b) P Mittal Manufacturing Private Limited (wholly owned subsidiary). Based on our review conducted and procedures performed as stated in paragraph 3 above, nothing has come to our attention that causes us to believe that the accompanying Statement has not been prepared in all material respects in accordance with the recognition and measurement principles laid down in the aforesaid Indian Accounting Standard and other accounting principles generally accepted in India and has not disclosed the information required to be disclosed in terms of Regulation 33 of the Listing Regulations, including the manner in which it is to be disclosed, or that it contains any material misstatement.

5. The consolidated unaudited financial results includes the interim financial information of one subsidiary which have not been reviewed by us, whose interim financial information reflect total assets of Rs. 232.44 lac, total impact on revenue of Rs. -347.30 lacs (due to inter-company transactions), total net profit after tax of Rs. 71.10 lacs and total comprehensive income of Rs. Nil for the quarter ended Sept. 30, 2023, total revenue of Rs. -699.55 lacs (due to inter-company transactions), total net profit after tax of Rs. 76.15 lacs and total comprehensive Income of Rs. Nil for the half year ended Sept. 30, 2023, as considered in the consolidated unaudited financial results. According to the information and explanations given to us by the Management, these interim financial information are not material to the Group. Our conclusion on the Statement is not modified in respect of the above matter.

For Sarupria Somani & Associates
Chartered Accountants
Firm Registration No. 010674C

CA. Devendra Kumar Somani

Membership No. 079558

UDIN: 23079558 BGXMBN8547



Place: Camp Noida

Date: 10th November, 2023

UNITED DRILLING TOOLS LIMITED

CIN : L29199DL1985PLC015796

REGD.OFFICE : 139 A, First Floor, Antriksh Bhawan, 22, Kasturba Gandhi Marg, NEW DELHI-110001

E-mail ID: compsect @ udtltd.com, Website: www.udtltd.com

Phone No. 0120-4842400, Fax No. 0120-2462675

UNAUDITED CONSOLIDATED FINANCIAL RESULTS FOR THE QUARTER AND HALF YEAR ENDED 30th SEPTEMBER, 2023

Sr. No.	Particulars	Quarter ended			Half Year Ended		(₹ In Lacs, Except EPS)
		30-Sep-23	30-Jun-23	30-Sep-22	30-Sep-23	30-Sep-22	Year ended
		Unaudited	Unaudited	Unaudited	Unaudited	Unaudited	Audited
I	Income from Operations						
II	Revenue from Operations	3,138.50	1,758.77	3,426.18	4,897.27	7,138.66	11,982.69
III	Other Income	75.04	14.34	12.78	89.38	22.91	59.73
IV	Total Income	3,213.54	1,773.11	3,438.96	4,986.65	7,161.57	12,042.42
V	Expenses						
	Cost of Materials Consumed	3,113.61	817.81	3,308.87	3,931.42	6,640.44	10,076.06
	Purchase of Stock-in-Trade						
	Changes in Inventories of Finished Goods, WIP & Stock in Trade	(1,148.54)	71.73	(966.96)	(1,076.81)	(1,742.49)	(2,510.83)
	Employees Benefits Expenses	302.76	298.58	340.68	601.34	634.92	1,203.78
	Finance Cost	73.72	44.77	25.18	118.49	61.17	82.66
	Depreciation and Amortisation Expenses	127.25	122.14	98.66	249.39	194.07	413.30
	Other Expenses	386.71	202.07	369.24	588.78	664.61	1,296.64
	Total Expenses	2,855.51	1,557.10	3,175.67	4,412.61	6,452.72	10,561.61
VI	Profit before Exceptional and Extraordinary Items and tax	358.03	216.01	263.29	574.04	708.85	1,480.81
VII	Exceptional Items	-	-	-	-	-	-
VIII	Profit before Extraordinary Items and tax	358.03	216.01	263.29	574.04	708.85	1,480.81
IX	Extraordinary Item	-	-	-	-	-	-
X	Profit Before Tax	358.03	216.01	263.29	574.04	708.85	1,480.81
XI	Tax Expenses - Current Tax	67.89	65.61	84.76	133.50	218.26	445.54
	- Deferred Tax	(1.03)	(2.39)	(42.68)	(3.42)	(46.10)	7.81
	- Mat Credit	-	-	-	-	-	-
XII	Profit/(Loss) from for the period	291.17	152.79	221.21	443.96	536.69	1,027.46
XIII	Other Comprehensive Income /(Loss), net of Income Tax	-	-	-	-	-	-
	a) Item that will not be reclassified to Profit or (Loss)						
	(i) Remeasurement of defined benefit plan (net of Income Tax)	(1.73)	(1.70)	(0.43)	(3.43)	(0.85)	(6.79)
	Total other Comprehensive Income /(Loss), (net of Income Tax)	(1.73)	(1.70)	(0.43)	(3.43)	(0.85)	(6.79)
XIV	Total Comprehensive Income for the period, net of tax	289.44	151.09	220.78	440.53	535.84	1,020.67
XV	Paid-up Equity Share Capital (Face Value of Rs. 10/- each)	2,030.31	2,030.31	2,030.31	2,030.31	2,030.31	2,030.31
XVI	Other Equity	22,811.47		22,433.44	22,811.47	22,433.44	22,675.02
XVII	Earning Per Share (for Continuing Operations)						
	(a) Basic	1.43	0.74	1.09	2.17	2.64	5.03
	(b) Diluted	1.43	0.74	1.09	2.17	2.64	5.03



Prasad G

UNITED DRILLING TOOLS LIMITED

REGD.OFFICE : 139 A, First Floor, Antriksh Bhawan, 22, Kasturba Gandhi Marg, NEW DELHI-110001
Unaudited Consolidated Statement of Assets and Liabilities as at 30th September,2023



(₹ in Lacs)

	Particulars	As at 30.09.2023 Unaudited	As at 31.03.2023 Audited
A	ASSETS		
	1.Non-current assets		
	(a) Property , Plant and Equipment	3,674.79	3,759.03
	(b) Capital work - in- process	-	-
	(c) Intangibles	2,209.18	2,266.60
	(d) Intangibles under development	592.05	532.41
	(e) Financial Assets		
	(I) Investment in Equity Share of Subsl. Company	-	-
	(II) Loans	-	-
	(II) Other Financial Assets	521.44	375.20
	(f) Deferred Tax Assets		
	(g) Other Non Current Assets	1,768.46	1,873.75
	Total-Non-current assets (1)	8,765.92	8,806.99
	2. Current assets		
	(a) Inventories	16,245.09	13,605.35
	(b) Financial Assets		
	(I) Trade recivables	4,858.97	3,406.89
	(II) Cash and cash equivalents	307.57	220.94
	(III) Loans and advance	481.23	375.03
	(iv) Other Financial Assets		
	(c) Other Current Assets	2,118.59	1,748.34
	Total-Current assets (2)	24,011.45	19,356.55
	Total-Assets (1+2)	32,777.37	28,163.54
B	EQUITY AND LIABILITIES		
	Equity		
	(a) Equity Share Capital	2,030.31	2,030.31
	(b) Other Equity	22,811.47	22,675.02
	Total Equity (1)	24,841.78	24,705.33
	Liabilities		
	Non-current liabilities		
	Financial Liabilities		
	(a) Long-term borrowings		
	(I) Borrowings	2.66	3.63
	(II) Other Financial liabilities	-	-
	(b) Provisions	109.30	101.13
	(c) Deferred tax liabilities(net)	453.57	451.47
	(d) Other non-current liabilities	49.91	44.05
	Total-Non-current liabilities (2)	615.44	600.28
	Current Liabilities		
	(a) Financial Liability		
	(I) Borrowings	3,665.41	493.04
	(II) Trade Payables		
	(a) Dues of Micro and Small Enterprises	253.37	106.10
	(b) Other then Dues of Micro and Small Enterprises	1,732.42	1,260.57
	(III) Other Financial liabilities	2.30	4.15
	(b) Other current liabilities	1,609.21	51.15
	(c) Short Term Provisions (Net)	57.44	942.92
	Total-Current liabilities (3)	7,320.15	2,857.93
	Total Equity and Liabilities (1+2+3)	32,777.37	28,163.54



Praveen Gp

UNITED DRILLING TOOLS LIMITED		
REGD.OFFICE : 139 A, First Floor, Antriksh Bhawan, 22, Kasturba Gandhi Marg, NEW DELHI-110001		
Unaudited Consolidated Cash Flow statement for the half year ended 30th September,2023		
(₹ In Lacs)		
PARTICULARS	As at 30.09.2023 Unaudited	As at 31.03.2023 Audited
CASH FLOW FROM OPERATING ACTIVITIES		
Net profit before Tax	574.04	1,480.81
Items Adjustment for :		
OCI Impact	(3.43)	(6.78)
Interest Income	14.80	19.72
Depreciation	249.39	413.30
Writing off of Preliminary Expenses of subsidiary	11.90	11.89
Profit on sale of Fixed Assets	0.55	0.99
Operating profit Before Change in working capital	817.65	1,880.50
Adjustment for :		
Trade & Other Receivable	(1,452.08)	793.54
Inventories	(2,639.74)	(2,098.07)
Loans & Advances	(476.45)	390.71
Trade Payable	619.12	640.81
Other Non Current Assets	(52.84)	1,478.29
Other Current Liabilities	664.44	(59.03)
Provisions	8.17	22.84
Short Term Provisions	6.29	(9.73)
Other Non Current Liabilities	5.86	(15.32)
Cash Generated from operations	(2,499.59)	3,024.55
Less : Direct Taxes paid	188.38	454.05
Cash flow before Extra Ordinary items	(2,687.97)	2,570.50
Net cash flow from operating activities	(2,687.97)	2,570.50
CASH FLOW FROM INVESTMENT ACTIVITIES		
Increase/Transfer of fixed Assets	173.79	945.61
Sales of fixed Assets	(5.81)	(15.32)
Investment of Equity Share	0.00	0.00
Net cash used in investing activities	167.97	930.29
CASH FLOW FROM FINANCE ACTIVITIES		
Proceeds from Banks, Financial Institution	3,172.37	(1,290.25)
Other Secured Loans	(0.97)	(3.79)
Interest Income	14.80	19.72
Payment of dividend	(243.64)	(365.46)
Net Cash Flow from Financing Activities	2,942.57	(1,639.79)
Net increase in cash and equivalents	86.63	0.42
Cash and Cash Equivalents as at 1.4.2023 (Op. Bal.)	220.94	220.52
Cash and Cash Equivalents as at 30.09.2023 (Clo.Bal.)	307.57	220.94

Notes	UNITED DRILLING TOOLS LIMITED
1	The company and its subsidiary's business activities falls within a single business segment (Engineering) in terms of Accounting Standard - 17 of ICAI.
2	Previous period's figures have been regrouped/rearranged, wherever necessary.
3	The Statement includes the results of the following entities: (a) United Drilling Tools Ltd. (Parent) (b) P Mittal Manufacturing Pvt. Limited (wholly owned subsidiary).
4	Given the nature of business of the Group companies and product mix in the respective quarter the result of any quarter may not be a true and/or proportionate reflection of the annual performance of the company. Further quarter to quarter results are also affected by the type of the products manufactured/sold during that quarter.
5	The unaudited consolidated Financial Results , Balancesheet and Cash Flow statement have been reviewed by the Audit Committee & approved by the Board of Directors at their meeting held on 10th November, 2023. The Statutory Auditor's has carried out " Limited review" of the same. These are being filed with the BSE Ltd. and National Stock Exchange of India Ltd. For more details on unaudited results, visit our website www.udttd.com , www.bseindia.com and www.nseindia.com .
	<div> <div>  </div> <div> For United Drilling Tools Ltd.  Pramod Kumar Gupta Managing Director </div> </div>
Place : Noida Date : 10.11.2023	

