

Ref. No. JPL/CS/1829/2022

Date : 08th November, 2022

To
BSE Ltd.
Phiroze Jeejeebhoy Towers,
Dalal Street,
Mumbai - 400 001.

Sub.: **Outcome of Board Meeting held today, i.e. 08th November, 2022 – Unaudited Financial Results for the Quarter ended on 30th September, 2022.**

Reg.: **Regulation 30(2) and 33 of SEBI (Listing Obligations and Disclosure Requirements) Regulation, 2015.**


Dear Sir,

1. The Unaudited Financial Statments for the quarter and half year ended on 30th September, 2022 have been approved and adopted by the Board, on the recommendation of Audit Committee, vide their meeting held on even date. The same has been attached herewith in the format required under Regulation 33(4) of SEBI (Listing Obligations and Disclosure Requirements) Regulation, 2015, alongwith statement of Cash Flow and Assets & Liabilities for the half year ended on 30th September, 2022.
2. The Limited Audit Review Report of Auditors of the Company, on the unaudited financial results for the quarter ended on 30th September, 2022, is also attached.

Kindly take on record the above and acknowledge.

Thanking you,

Yours faithfully,
For Jenburkt Pharmaceuticals Limited,



ASHISH R. SHAH
Company Secretary and Compliance Officer

Encl.: As Stated Above.

 Science hai toh Hope hai  Hope hai toh Health hai  Health hai toh Happiness hai 

Statement of Unaudited Standalone Financial Results for the Quarter and Half Year Ended on 30th September, 2022


(Rs. in Lacs other than EPS)

	Particulars	Quarter Ended			Year to Date		Year Ended
		30-09-2022	30-06-2022	30-09-2021	30-09-2022	30-09-2021	31-03-2022
		Unaudited	Unaudited	Unaudited	Unaudited	Unaudited	Audited
I	Revenue from Operations	3585.22	3113.19	3550.84	6698.41	6268.82	12398.04
II	Other Income	126.14	114.26	119.06	240.40	238.55	494.87
III	Total income (I + II)	3711.36	3227.45	3669.90	6938.81	6507.37	12892.91
IV	Expenses						
	(a) Cost of Materials Consumed	277.11	280.03	264.16	557.14	543.35	1173.86
	(b) Purchase of Stock-in-trade	614.78	519.25	586.23	1134.03	1036.44	2198.08
	(c) Changes in inventories of Finished Goods, Stock-in-trade and WIP	-27.76	-84.87	46.52	-112.63	25.03	-228.47
	(d) Employee benefit expenses	1007.70	916.38	911.67	1924.08	1776.18	3649.09
	(e) Finance Costs	9.35	8.65	10.91	18.00	21.22	43.45
	(f) Depreciation and Amortisation Expense	54.49	53.54	45.35	108.03	88.76	189.87
	(g) Other expenses	851.81	755.16	715.41	1606.97	1324.96	2879.94
	Total Expenses (IV)	2787.48	2448.14	2580.25	5235.62	4815.94	9905.82
V	Profit before tax (III - IV)	923.88	779.31	1089.65	1703.19	1691.43	2987.09
VI	Tax Expense						
	(i) Current Tax	250.00	200.00	300.00	450.00	450.00	735.00
	(ii) Income Tax for previous years	0.00	-7.70	0.00	-7.70	-7.21	-7.21
	(iii) Deferred Tax	-12.74	-8.31	-7.39	-21.05	-13.49	29.58
VII	Profit after tax for the period (V-VI)	686.62	595.32	797.04	1281.94	1262.13	2229.72
VIII	Other Comprehensive Income						
A	(i) Items that will not be reclassified to profit or loss	68.61	-66.02	62.56	2.59	108.63	140.57
	(ii) Income Tax relating to Items that will not be reclassified to profit or loss	-7.81	7.52	-7.07	-0.29	-12.37	-10.55
B	(i) Items that will be reclassified to profit or loss	0.00	0.00	0.00	0.00	0.00	0.00
	(ii) Income Tax relating to Items that will be reclassified to profit or loss	0.00	0.00	0.00	0.00	0.00	0.00
IX	Total Comprehensive Income for the period (VII + VIII)	747.42	536.82	852.53	1284.24	1358.39	2359.74
	Paid up Equity Share Capital (F.V. Rs.10/- each)	458.94	458.94	458.94	458.94	458.94	458.94
X	Earnings Per Share (in Rs.) (F.V. Rs.10/-) Basic and Diluted	14.96	12.97	17.37	27.93	27.50	48.58

Notes:

- The above statement of unaudited standalone financial results were reviewed and recommended by the Audit Committee and approved by the Board of Directors at their respective meetings held on 8th November, 2022.
- The Company is dealing exclusively in Pharmaceuticals business segment, hence segment wise reporting is not applicable.
- The figures of the previous year/period have been regrouped/rearranged to render them comparable with the figures of the current period.
- The Statement of Assets and Liabilities and Cashflow Statement as at 30th September 2022 are annexed as Annexure A & B respectively.

By order of the Board
For Jenburkt Pharmaceuticals Ltd.


(Ashish U. Bhuta)
Chairman & Managing Director


Place : Mumbai
Date : 8th November 2022

Science hai toh Hope hai Hope hai toh Health hai Health hai toh Happiness hai

Annexure - A
Statement of Standalone Assets & Liabilities

			Rs in Lacs		
		Particulars	Note	30/09/2022	31/03/2022
				Amount	Amount
		ASSETS			
(1)		Non-current Assets			
	(a)	Property, Plants & Equipments	1	930.38	995.36
	(b)	Right to Use Asset	2	92.73	113.94
	(c)	Goodwill	2	-	-
	(d)	Other Intangible assets	2	26.29	30.57
	(e)	Capital Work In Progress	2	78.02	21.17
	(f)	Financial Assets			
	(i)	Investments	3	918.21	796.12
	(ii)	Loans	4	9.29	13.28
	(iii)	Other Financial Assets	5	3,652.63	3,566.00
		Deferred Tax Asset	6	48.27	37.11
	(g)	Other Non-current Assets	7	1,196.36	1,130.97
(2)		Current assets			
	(a)	Inventories	8	1,146.09	988.77
	(b)	Financial Assets			
	(i)	Trade Receivables	9	1,412.36	1,520.68
	(ii)	Cash and Cash Equivalents	10	361.56	503.13
	(iii)	Bank Balance other than (iii)	11	4,521.53	4,399.18
	(iv)	Loans	12	40.45	18.97
	(v)	Other Financial Assets	13	27.84	27.40
	(c)	Other Current Assets	14	124.01	109.70
		Current Tax Asset (Net)	15	22.62	22.58
		Total Assets		14,608.64	14,294.91
		EQUITY AND LIABILITIES			
(1)		Equity			
	(a)	Equity Share Capital	16	458.94	458.94
	(b)	Other Equity - Reserves & Surplus	17	12,012.82	11,279.31
		LIABILITIES			
(2)		Non-current liabilities			
	(a)	Financial Liabilities			
	(i)	Lease Liabilities	18	24.92	48.86
	(ii)	Other Financial Liabilities	19	294.25	294.25
	(b)	Deferred Tax Liability	6	75.97	85.57
(3)		Current Liabilities			
	(a)	Financial Liabilities			
	(i)	Lease Liabilities	20	46.95	45.11
	(ii)	Borrowings	21	158.24	581.53
	(iii)	Trade Payables			
	(A)	Total Outstanding dues of Micro Enterprises and Small Enterprises; and	22	20.07	24.71
	(B)	Total Outstanding dues of creditors other than Micro Enterprises and Small Enterprises.	22	731.54	686.33
	(iv)	Other Financial Liabilities	23	428.33	555.52
	(b)	Other Current Liabilities	24	193.64	201.15
	(c)	Provisions	25	61.65	25.93
	(d)	Current Tax Liabilities (Net)	15	101.32	7.70
		Total Equity and Liabilities		14,608.64	14,294.91

By order of the Board
For Jenburkt Pharmaceuticals Ltd.


(ASHISH U BHUTA)

CHAIRMAN AND MANAGING DIRECTOR

Place : Mumbai

Date : 8th November, 2022

Annexure - B
Cashflow Statement as on 30th September, 2022



Rs in Lacs

		30-09-2022	31-03-2022
A.	CASH FLOW FROM OPERATING ACTIVITIES :		
a	Net Profit After Tax	1,281.94	2,229.72
	Adjustments for :		
i	Depreciation and Amortisation Expense	108.03	189.86
ii	Profit on sale/written off of property, plant and equipment and intangible assets, net	0.06	(3.33)
iii	Tax Expense	421.24	757.37
iv	Finance Cost	18.01	43.44
v	Interest Income	(217.55)	(437.13)
vi	Dividend income	(1.68)	(3.28)
vii	Gain on sale of Investment (Short/Long Term Capital Gain)	(0.01)	(0.21)
viii	Provision/write off for doubtful trade receivables/advances	30.59	8.37
ix	Net unrealised foreign exchange gain	(19.90)	(24.45)
x	Others	0.96	1.92
	Operating profit (Loss) before working capital changes	1,621.69	2,762.29
b	MOVEMENTS IN WORKING CAPITAL		
i	Increase or (Decrease) in Inventories	(157.33)	(230.62)
ii	Increase or (Decrease) in Trade Receivables	97.63	(104.52)
iii	Increase or (Decrease) in Other (Current & Non Current) Assets	(81.07)	(1,114.01)
iv	Increase or (Decrease) in Trade Payables	40.57	251.79
v	Increase or (Decrease) in Bank Borrowings	(423.28)	210.46
vi	Increase or (Decrease) in Other (Current & Non Current) Liabilities	(126.24)	(25.49)
vii	Increase or (Decrease) in Provisions	35.72	(53.73)
c	Cash used in operation	1,007.68	1,696.17
i	Income Taxes paid (Net of Refund)	(348.72)	(756.07)
	Net cash used in operating activities (A)	658.96	940.10
B.	CASH FLOW FROM INVESTING ACTIVITIES :		
i	Payments for purchase of Property, Plant and Equipment (Including Capital Work in Progress, Intangible Assets and Intangible Assets in Development)	(74.53)	(305.43)
ii	Proceeds from disposal of property, plant and equipment and intangible assets	0.04	50.64
iii	Purchase of Investments	(154.50)	(48.44)
iv	Proceeds from Sale / Redemption of Investments	35.01	20.76
v	Other Bank balances not considered as cash and cash equivalents		
	- Bank Fixed Deposit made during the year	(3,888.00)	(12,952.19)
	- Bank Fixed Deposit matured during the year	3,865.00	12,606.89
vi	Current & Non Current Financial Loans		
	- Loan given to Employees	(57.69)	(74.26)
	- Loan recovered from Employees	40.20	61.31
vii	Interest Received	39.11	504.26
viii	Dividend Received	1.68	3.28
	Net cash generated by investing activities (B)	(193.68)	(133.19)
C.	CASH FLOW FROM FINANCING ACTIVITIES :		
i	Finance Cost	(22.04)	(34.10)
ii	Dividend paid	(559.32)	(468.04)
iii	Repayment of Lease Liabilities	(25.50)	(51.00)
	Net cash used in financing activities (C)	(606.86)	(553.14)
	NET INCREASE/DECREASE IN CASH AND CASH EQUIVALENT (A+B+C)	(141.57)	253.76
	Cash and cash equivalent at the beginning of the year (1st April, 2022)	503.13	249.37
	Cash and cash equivalent as at the end of the year (30th September, 2022)	361.56	503.13
		(141.57)	253.76

By order of the Board
For Jenburkt Pharmaceuticals Ltd.

(ASHISH U BHUTA)
CHAIRMAN AND MANAGING DIRECTOR

Place : Mumbai
Date : 8th November, 2022

D.R.MEHTA & ASSOCIATES

(CHARTERED ACCOUNTANTS)

H-2, EVEREST BUILDING, 9TH FLOOR, TARDEO CIRCLE, MUMBAI - 400034

TEL: 23513758 / 23520330 FAX: 66607263, 9322508373

Email ID: info@drmehta.in, vikram@drmehta.in, ashok@drmehta.in

Limited Review Report on Unaudited Quarterly Standalone Financial Results of Jenburkt Pharmaceuticals Limited under Regulation 33 of the SEBI (Listing Obligations and Disclosure Requirements) Regulation 2015

To the Board of Directors of

Jenburkt Pharmaceuticals Limited

We have reviewed the accompanying statement of unaudited standalone financial results of JENBURKT PHARMACEUTICALS LTD for the quarter ended 30th September 2022 ('the statement').


This statement is the responsibility of the Company's Management and has been approved by the Board of Directors, has been prepared in accordance with the recognition and measurement principles laid down in Indian Accounting Standard 34, (Ind AS 34) "Interim Financial Reporting" prescribed under Section 133 of the Companies Act, 2013 as amended, read with relevant rules issued thereunder and other accounting principles generally accepted in India. Our responsibility is to issue a report on the Statement based on our review.

We conducted our review of the Statement in accordance with the Standard on Review Engagements (SRE) 2410 "Review of Interim Financial Information Performed by the Independent Auditor of the Entity", issued by the Institute of Chartered Accountants of India. This standard requires that we plan and perform the review to obtain moderate assurance as to whether the financial statements are free of material misstatement. A review is limited primarily to inquiries of company personnel and analytical procedures applied to financial data and thus provides less assurance than an audit. We have not performed an audit and accordingly, we do not express an audit opinion.

Based on our review conducted as above, nothing has come to our attention that causes us to believe that the accompanying statement of unaudited financial results prepared in accordance with applicable accounting standards and other recognized accounting practices and policies has not disclosed the information required to be disclosed in terms of Regulation 33 of the SEBI (Listing Obligations and Disclosure Requirements) Regulations, 2015 including the manner in which it is to be disclosed, or that it contains any material misstatement.

Our conclusion is not modified in respect of this matter.

For D.R.Mehta & Associates,
Chartered Accountants
(Firm Reg. No. 106207W)



Partner
Vikram Mehta
(Membership No. 047347)
UDIN: 22047347BCMHCN1640
Place: Mumbai
Date: 8th November 2022