



# HINDUSTAN TIN WORKS LIMITED

Registered & Corporate Office : 426, DLF Tower-A, Jasola, New Delhi - 110025

CIN : L27109DL1958PLC003006

Phone : 011-4999 8888, Fax : 011-4999 8822

E-Mail : [info@hindustantin.co.in](mailto:info@hindustantin.co.in)

Website : <http://www.hindustantin.biz>

To,

Dated: 27<sup>th</sup> May, 2022

The BSE Limited  
25<sup>th</sup> Floor, P.J. Towers,  
Dalal Street,  
Mumbai – 400001.

**SUB: SUBMISSION OF AUDITED FINANCIAL RESULTS OF THE COMPANY FOR THE QUARTER AND YEAR ENDED 31<sup>ST</sup> MARCH, 2022 AS PER THE LISTING REGULATIONS.**

Dear Sir,

Please find enclosed herewith copy of the audited financial results of the Company for the quarter and year ended 31<sup>st</sup> March, 2022, along with Auditor's Report and Declaration for un-modified opinion as per Regulation 33 of the SEBI (Listing Obligations and Disclosure Requirements) Regulations, 2015, (Listing Regulations).

This is for your information and record.

Thanking you,

Yours faithfully,  
For **Hindustan Tin Works Limited**

  
**Rajat Pathak**

 **VP (Finance) & Company Secretary**

Place: New Delhi.

M No.:10336

Address: 426, DLF Tower – A, Jasola  
New Delhi – 110025

Encl: As above.



**Independent Auditor's Report on the Quarterly and Year to Date Audited Financial Results of the Company Pursuant to the Regulation 33 of the SEBI (Listing Obligations and Disclosure Requirements) Regulations, 2015, as amended.**

To  
The Board of Directors of  
Hindustan Tin Works Limited

**Report on the audit of the Financial Results**

**Opinion**

We have audited the accompanying statement of quarterly and year to date financial results of **Hindustan Tin Works Limited** (the "Company") for the quarter ended March 31, 2022 and for the year ended March 31, 2022 ("Statement"), attached herewith, being submitted by the Company pursuant to the requirement of Regulation 33 of the SEBI (Listing Obligations and Disclosure Requirements) Regulations, 2015, as amended (the "Listing Regulations").

In our opinion and to the best of our information and according to the explanations given to us, the Statement:

- i. is presented in accordance with the requirements of the Listing Regulations in this regard; and
- ii. gives a true and fair view in conformity with the recognition and measurement principles laid down in the Indian Accounting Standards ("Ind AS") and other accounting principles generally accepted in India of the net profit and total comprehensive income and other financial information of the Company for the quarter and year then ended March 31, 2022.

**Basis for Opinion**

We conducted our audit in accordance with the Standards on Auditing ("SA"s) specified under Section 143(10) of the Act. Our responsibilities under those Standards are further described in the Auditor's Responsibilities for the Audit of the Financial Results section of our report. We are independent of the Company in accordance with the Code of Ethics issued by the Institute of Chartered Accountants of India ("ICAI") together with the ethical requirements that are relevant to our audit of the Financial Results under the provisions of the Act and the Rules thereunder, and we have fulfilled our other ethical responsibilities in accordance with these requirements and the ICAI's Code of Ethics. We believe that the audit evidence obtained by us is sufficient and appropriate to provide a basis for our audit opinion.





### **Emphasis of Matter**

Regarding the balance confirmations of trade receivables and advances given to vendors, customers' advances received & trade payables. During the course of preparation of standalone financial statements, emails/letters have been sent to various parties by the company with a request to confirm their balances to us out of which few parties have confirmed their balances directly to us. In the absence of the confirmation of balances, the possible adjustment, if any, will be accounted for as and when the account is settled/ reconciliation/ finality of the balances with those parties. Our opinion is not modified in respect of this matter.

### **Management's Responsibilities for the Financial Results**

This Statement, is the responsibility of the Company's Management and approved by the Board of Directors, has been compiled from the related audited Interim condensed financial statements for the year ended March 31, 2022. The Company's Board of Directors are responsible for the preparation and presentation of the Financial Results that give a true and fair view of the net profit and other comprehensive income and other financial information in accordance with the recognition and measurement principles laid down in Ind AS 34, prescribed under Section 133 of the Act, read with relevant rules issued thereunder and other accounting principles generally accepted in India and in compliance with Regulation 33 of the Listing Regulations. This responsibility also includes maintenance of adequate accounting records in accordance with the provisions of the Act for safeguarding the assets of the Company and for preventing and detecting frauds and other irregularities; selection and application of appropriate accounting policies; making judgments and estimates that are reasonable and prudent; and the design, implementation and maintenance of adequate internal financial controls that were operating effectively for ensuring the accuracy and completeness of the accounting records, relevant to the preparation and presentation of the Financial Results that give a true and fair view and is free from material misstatement, whether due to fraud or error.

In preparing the Financial Results, the Board of Directors are responsible for assessing the Company's ability, to continue as a going concern, disclosing, as applicable, matters related to going concern and using the going concern basis of accounting unless the Board of Directors either intends to liquidate the Company or to cease operations, or has no realistic alternative but to do so.

The Board of Directors are also responsible for overseeing the financial reporting process of the Company.

### **Auditor's Responsibilities for the Audit of the Financial Results**

Our objectives are to obtain reasonable assurance about whether the Financial Results as a whole is free from material misstatement, whether due to fraud or error, and to issue an auditor's report that includes our opinion. Reasonable assurance is a high level of assurance but is not a guarantee that an audit conducted in accordance with SAs will always detect a material misstatement when it exists. Misstatements can arise from fraud or error and are considered material if, individually or in the





aggregate, they could reasonably be expected to influence the economic decisions of users taken on the basis of this Financial Results.

As part of an audit in accordance with SAs, we exercise professional judgment and maintain professional skepticism throughout the audit. We also:

- Identify and assess the risks of material misstatement of the Financial Results, whether due to fraud or error, design and perform audit procedures responsive to those risks, and obtain audit evidence that is sufficient and appropriate to provide a basis for our opinion. The risk of not detecting a material misstatement resulting from fraud is higher than for one resulting from error, as fraud may involve collusion, forgery, intentional omissions, misrepresentations, or the override of internal control.
- Obtain an understanding of internal financial controls relevant to the audit in order to design audit procedures that are appropriate in the circumstances, but not for the purpose of expressing an opinion on the effectiveness of such controls.
- Evaluate the appropriateness of accounting policies used and the reasonableness of accounting estimates made by the Board of Directors.
- Evaluate the appropriateness and reasonableness of disclosures made by the Board of Directors in terms of the requirements specified under Regulation 33 of the Listing Regulations.
- Conclude on the appropriateness of the Board of Directors' use of the going concern basis of accounting and, based on the audit evidence obtained, whether a material uncertainty exists related to events or conditions that may cast significant doubt on the ability of the Company to continue as a going concern. If we conclude that a material uncertainty exists, we are required to draw attention in our auditor's report to the related disclosures in the Statement or, if such disclosures are inadequate, to modify our opinion. Our conclusions are based on the audit evidence obtained up to the date of our auditor's report. However, future events or conditions may cause the Company to cease to continue as a going concern.
- Evaluate the overall presentation, structure, and content of the Financial Results, including the disclosures, and whether the Financial Results represent the underlying transactions and events in a manner that achieves fair presentation.
- Obtain sufficient appropriate audit evidence regarding the Financial Results of the Company to express an opinion on the Financial Results.

Materiality is the magnitude of misstatements in the Financial Results that, individually or in aggregate, makes it probable that the economic decisions of a reasonably knowledgeable user of the Financial Results may be influenced. We consider quantitative materiality and qualitative factors in (i) planning the scope of our audit work and in evaluating the results of our work; and (ii) to evaluate the effect of any identified misstatements in the Financial Results

We communicate with those charged with governance regarding, among other matters, the planned scope and timing of the audit and significant audit findings, including any significant deficiencies in internal control that we identify during our audit.



# Mukesh Raj & Co.

CHARTERED ACCOUNTANTS

We also provide those charged with governance with a statement that we have complied with relevant ethical requirements regarding independence, and to communicate with them all relationships and other matters that may reasonably be thought to bear on our independence, and where applicable, related safeguards.

**Place: New Delhi**  
**Date: May 27, 2022**  
**UDIN: 22094837AJRYNY1062**



**For Mukesh Raj & Co**  
**Chartered Accountants**  
**Firm Reg. No. 016693N**

**Mukesh Goel**  
**Partner**  
**Membership No. 094837**





# HINDUSTAN TIN WORKS LIMITED

Registered & Corporate Office : 426, DLF Tower-A, Jasola, New Delhi - 110025

CIN : L27109DL1958PLC003006

Phone : 011-4999 8888, Fax : 011-4999 8822

E-Mail : info@hindustantin.co.in

Website : http://www.hindustantin.biz

HINDUSTAN TIN WORKS LIMITED						
REGD.OFFICE : 426, DLF TOWER A, JASOLA, NEW DELHI- 110025			SCRIP CODE : 530315			
PART-I						
STATEMENT OF AUDITED FINANCIAL RESULTS FOR THE QUARTER/ YEAR ENDED 31ST MARCH, 2022						
(Rs. in Lakhs)						
S.N.	PARTICULARS	QUARTER ENDED			YEAR ENDED	
		31.03.2022 Audited	31.12.2021 Unaudited	31.03.2021 Audited	31.03.2022 Audited	31.03.2021 Audited
I	Revenue From Operations	10569.42	9020.04	8656.85	40901.51	32591.11
II	Other income	180.19	87.81	255.23	485.86	490.88
III	Total Income ( I + II )	10749.61	9107.85	8912.08	41387.37	33081.99
IV	Expenses					
a.	Cost of materials consumed	7580.09	6792.47	5205.56	29094.64	18987.15
b.	Purchases of stock-in-trade	1757.01	813.68	1263.37	4111.22	5275.00
c.	Changes in inventories of finished goods, work-in-progress and stock-in-trade	(852.71)	(751.52)	(52.07)	(1,832.38)	(66.57)
d.	Employee benefits expense	756.56	750.36	690.55	2936.45	2526.72
e.	Finance Costs	172.32	162.73	211.54	801.50	894.83
f.	Depreciation and amortisation expense	200.57	197.33	211.08	786.10	839.99
g.	Other expenses	905.32	725.69	889.43	3395.41	2662.08
	Total expenses (IV)	10519.16	8690.74	8419.46	39292.94	31119.20
V	Profit/(Loss) before exceptional items and tax (III - IV)	230.45	417.11	492.62	2094.43	1962.79
VI	Exceptional Items	-	-	-	-	-
VII	Profit/(Loss) before tax (V-VI)	230.45	417.11	492.62	2094.43	1962.79
VIII	Tax expense					
	(1) Current Tax	51.18	122.65	178.33	621.95	570.53
	(2) Adjustment of Tax for earlier year	(0.59)	13.36	-	13.26	-
	(3) Deferred Tax	(134.84)	37.91	(65.97)	(59.34)	(66.87)
	Total (1 to 2)	(84.25)	173.92	112.36	575.87	503.66
IX	Profit for the period from continuing operations ( VII - VIII)	314.70	243.19	380.26	1518.56	1459.13
X	Other Comprehensive Income (net of Tax)	(2.45)	(30.94)	26.07	(31.28)	39.05
XI	Total Comprehensive Income after Tax (IX+X)	312.25	212.25	406.33	1487.28	1498.18
XII	Paid-up Equity Share Capital (Face value Rs. 10 per share)	1039.97	1039.97	1039.97	1039.97	1039.97
XIII	Reserve excluding Revaluation Reserve					15470.19
XIV	Earnings Per Share (EPS) (of Rs. 10 each) - Not annualised					
	Basic and Diluted (in Rs.)	3.00	2.04	3.91	14.30	14.41

## NOTES:

- The above results have been reviewed by the Audit Committee and approved by the Board of Directors of the Company at their respective meetings held on 27th May, 2022.
- The financial results of the Company have been prepared in accordance with the Indian Accounting Standards (Ind-AS) notified under the Companies (Indian Accounting Standards) Rules, 2015.
- The Board has recommended a Final Dividend of Rs. 1.20 (12%) Per Equity Share of face value Rs. 10/- each for the year ended 31st March, 2022 subject to approval of the shareholders in the Annual General Meeting of the Company.
- The figures of the last quarter ended March 31, 2022 and March 31, 2021 are the balancing figures between audited figures in respect of the full financial year and the published audited financial results of nine months ended December 31, 2021 and December 31, 2020 respectively.
- Previous year's corresponding figures have been regrouped / rearranged wherever found necessary.
- The Company operations comprise two segments i) Primary Segment- Business Segment and ii) Secondary Segment- Geographical Segment:



*[Signature]*





REPORTING OF UNAUDITED SEGMENT INFORMATION						
Segment Wise Revenue, Results and Assets and Liabilities for the quarter and year ended 31st March, 2022					(Rs. in Lakhs)	
S. No.	Particulars	QUARTER ENDED			YEAR ENDED	
		31.03.2022 Audited	31.12.2021 Unaudited	31.03.2021 Audited	31.03.2022 Audited	31.03.2021 Audited
1	Segment Revenue					
	Primary Segment (Business)					
	a. Manufacturing	8739.25	8160.76	7313.17	36607.46	27118.62
	b. Trading	1830.17	859.28	1343.68	4294.05	5472.49
	c. Unallocated	180.19	87.81	255.23	485.86	490.88
	<b>Total (Net sales/Income From Operations)</b>	<b>10749.61</b>	<b>9107.85</b>	<b>8912.08</b>	<b>41387.37</b>	<b>33081.99</b>
2	Segment Results					
	Profit before Interest & Tax					
	a. Manufacturing	310.73	470.61	619.00	2654.35	2488.80
	b. Trading	(88.14)	21.41	(170.07)	(244.28)	(122.05)
	c. Unallocated	180.19	87.81	255.23	485.86	490.88
	<b>Total</b>	<b>402.78</b>	<b>579.83</b>	<b>704.16</b>	<b>2895.93</b>	<b>2857.63</b>
	Less:					
	(i) Interest	172.33	162.72	211.54	801.50	894.84
	(ii) Un-allocable expenditure net off unallocable income					
	<b>Total Profit before Tax</b>	<b>230.45</b>	<b>417.11</b>	<b>492.62</b>	<b>2094.43</b>	<b>1962.79</b>
3	Segment Assets					
	Primary Segment					
	a. Manufacturing	21448.35	19680.86	19892.69	21448.35	19892.69
	b. Trading	6619.54	6401.78	6710.96	6619.54	6710.96
	c. Unallocated	2907.39	2901.83	3053.03	2907.39	3053.03
	<b>Total</b>	<b>30975.28</b>	<b>28984.47</b>	<b>29656.68</b>	<b>30975.28</b>	<b>29656.68</b>
4	Segment Liabilities					
	Primary Segment					
	a. Manufacturing	11877.87	9132.39	10017.05	11877.87	10017.05
	b. Trading	640.87	1423.44	2435.36	640.87	2435.36
	c. Unallocated	583.91	868.25	694.11	583.91	694.11
	<b>Total</b>	<b>13102.65</b>	<b>11424.08</b>	<b>13146.52</b>	<b>13102.65</b>	<b>13146.52</b>
1	Segment Revenue					
	Secondary Segment (Geographical)					
	a. Domestic	7676.83	7782.16	6745.88	32701.17	26218.61
	b. Export (Manufacturing)	2892.59	1,237.88	1910.97	8200.34	6372.50
	c. Unallocated	180.19	87.81	255.23	485.86	490.88
	<b>Total Segment Liabilities</b>	<b>10749.61</b>	<b>9107.85</b>	<b>8912.08</b>	<b>41387.37</b>	<b>33081.99</b>
2	Segment Results					
	Profit before Interest & Tax					
	a. Domestic	71.97	348.26	175.27	1619.84	1419.49
	b. Export (Manufacturing)	150.62	143.76	273.66	790.23	947.26
	c. Unallocated	180.19	87.81	255.23	485.86	490.88
	<b>Total</b>	<b>402.78</b>	<b>579.83</b>	<b>704.16</b>	<b>2895.93</b>	<b>2857.63</b>
	Less:					
	(i) Interest	172.33	162.72	211.54	801.50	894.84
	(ii) Un-allocable expenditure net off unallocable income					
	<b>Total Profit before Tax</b>	<b>230.45</b>	<b>417.11</b>	<b>492.62</b>	<b>2094.43</b>	<b>1962.79</b>
3	Segment Assets					
	Secondary Segment					
	a. Domestic	23554.41	21822.54	22040.95	23554.41	22040.95
	b. Export (Manufacturing)	4513.48	4,260.10	4562.70	4513.48	4562.70
	c. Unallocated	2907.39	2901.83	3053.03	2907.39	3053.03
	<b>Total</b>	<b>30975.28</b>	<b>28984.47</b>	<b>29656.68</b>	<b>30975.28</b>	<b>29656.68</b>
4	Segment Liabilities					
	Secondary Segment					
	a. Domestic	9306.41	8796.24	10304.60	9306.41	10304.60
	b. Export (Manufacturing)	3212.33	1759.59	2147.81	3212.33	2147.81
	c. Unallocated	583.91	868.25	694.11	583.91	694.11
	<b>Total</b>	<b>13102.65</b>	<b>11424.08</b>	<b>13146.52</b>	<b>13102.65</b>	<b>13146.52</b>

Place: New Delhi  
Dated: 27th May, 2022

Sanjay Bhatia  
Managing Director







# HINDUSTAN TIN WORKS LIMITED


Registered & Corporate Office : 426, DLF Tower-A, Jasola, New Delhi - 110025

CIN : L27109DL1958PLC003006

Phone : 011-4999 8888, Fax : 011-4999 8822

E-Mail : info@hindustantin.co.in

Website : http://www.hindustantin.biz


EXTRACT OF AUDITED FINANCIAL RESULTS FOR THE QUARTER AND YEAR ENDED 31ST MARCH, 2022					
SCRIP CODE : 530315					
Particulars	QUARTER ENDED			YEAR ENDED	
	31.03.2022 Audited	31.12.2021 Unaudited	31.03.2021 Audited	31.03.2022 Audited	31.03.2021 Audited
TOTAL INCOME FROM OPERATIONS	10569.42	9020.04	8656.85	40901.51	32591.11
NET PROFIT/ (LOSS) FOR THE PERIOD (BEFORE TAX, EXCEPTIONAL AND/ OR EXTRAORDINARY ITEMS)	230.45	417.11	492.62	2094.43	1962.79
NET PROFIT/ (LOSS) FOR THE PERIOD BEFORE TAX (AFTER EXCEPTIONAL AND/ OR EXTRAORDINARY ITEMS)	230.45	417.11	492.62	2094.43	1962.79
NET PROFIT / (LOSS ) FOR THE PERIOD AFTER TAX (AFTER EXCEPTIONAL AND/OR EXTRAORDINARY ITEMS)	314.70	243.19	380.26	1518.56	1459.13
TOTAL COMPREHENSIVE INCOME FOR THE PERIOD [COMPRISING PROFIT/ (LOSS) FOR THE PERIOD (AFTER TAX) AND OTHER COMPREHENSIVE INCOME (AFTER TAX)]	312.25	212.25	406.33	1,487.28	1498.18
EQUITY SHARE CAPITAL	1039.97	1039.97	1039.97	1039.97	1039.97
RESERVES EXCLUDING REVALUATION RESERVES					15470.19
EARNINGS PER SHARE (OF RS. 10/- EACH) (FOR CONTINUING AND DISCONTINUED OPERATIONS) (BEFORE EXTRAORDINARY ITEMS) (In Rs.)					
BASIC	3.00	2.04	3.91	14.30	14.41
DILUTED	3.00	2.04	3.91	14.30	14.41
<b>NOTES :</b>					
1.The above results have been reviewed by the Audit Committee and approved by the Board of Directors of the Company at their respective meetings held on 27th May, 2022.					
2. The above is an extract of the detailed format of Quarterly Financial Results filed with the Stock Exchanges under Regulation 33 of the SEBI (Listing Obligations and Disclosure Requirements) Regulations, 2015. The full format of the Quarterly Financial Results are available on the Stock Exchange website i.e. www.bseindia.com. and on Company's website i.e. www.hindustantin.biz.					
3.The financial results of the Company have been prepared in accordance with the Indian Accounting Standards (Ind-AS) notified under the Companies (Indian Accounting Standards) Rules, 2015.					
4.The Board has recommended a Final Dividend of Rs. 1.20 (12%) Per Equity Share of face value Rs. 10 /- each for the year ended 31st March, 2022 subject to approval of the shareholders in the Annual General Meeting of the Company.					
Place: New Delhi	 Sanjay Bhatia Managing Director				
Dated: 27th May, 2022					





Statement of Assets and Liabilities	As at	As at
Particulars	31.03.2022 Audited	31.03.2021 Audited
ASSETS	Rs. in Lakhs	Rs. in Lakhs
<b>Non Current Assets</b>		
Property, Plant and Equipment	7516.91	7505.70
Right-of-use assets	35.59	24.96
Capital Work-in-progress	452.46	214.20
Other Intangible Assets	0.02	0.07
<b>Financial Assets</b>		
(i) Investments	1146.65	1149.98
(ii) Other Financial Assets	314.92	309.81
Other Non- Current Assets	273.27	43.12
<b>Sub-total-Non Current Assets</b>	<b>9739.82</b>	<b>9247.84</b>
<b>Current Assets</b>		
Inventories	7728.77	6394.58
<b>Financial Assets</b>		
Investment		
Trade receivables	10737.47	11126.60
Cash and cash equivalents (C& CE)	298.19	152.44
Bank Balance other than C& CE	241.54	211.14
Loans	625.00	658.50
Other Financial Assets	112.31	308.62
Current tax assets (Net)	65.26	62.57
Other current assets	1426.92	1494.38
<b>Sub-total- Current Assets</b>	<b>21235.46</b>	<b>20408.83</b>
<b>TOTAL ASSETS</b>	<b>30975.28</b>	<b>29656.67</b>
<b>EQUITY AND LIABILITIES</b>		
<b>EQUITY</b>		
Equity Share Capital	1039.97	1039.97
Other Equity	16832.66	15470.18
	<b>17872.63</b>	<b>16510.15</b>
<b>Liabilities</b>		
<b>Non-Current Liabilities</b>		
Financial Liabilities		
Borrowings	1774.78	1793.28
Lease Liabilities	16.13	22.56
Deferred Tax Liabilities (Net)	432.63	491.97
Other Non Current Liabilities	78.84	140.26
<b>Sub-total-Non Current Liabilities</b>	<b>2302.38</b>	<b>2448.07</b>
<b>Current Liabilities</b>		
Financial Liabilities		
Borrowings	6577.41	7054.62
Lease Liabilities	24.02	7.15
Trade Payables		
Micro Enterprises and small Enterprises	118.05	150.23
Total outstanding dues of creditors other than micro enterprises and small enterprises	2986.65	2586.03
Other Financial Liabilities	394.45	344.39
Other Current Liabilities	630.27	556.03
Provisions	69.42	-
Current Tax Liabilities (Net)	-	-
<b>Sub-total-Current Liabilities</b>	<b>10800.27</b>	<b>10698.45</b>
<b>TOTAL EQUITY AND LIABILITIES</b>	<b>30975.28</b>	<b>29656.67</b>

Place: New Delhi  
Dated: 27th May, 2022

  
Sanjay Bhatia  
Managing Director






**Hindustan Tin Works Limited**  
**CIN: L27109DL1958PLC003006**  
**Statement of cash flows for the year ended March 31, 2022**

Particulars	Year Ended	Year Ended
	31.03.2022	31.03.2021
	INR (in Lakhs)	INR (in Lakhs)
	( Audited)	( Audited)
<b>Operating activities</b>		
Profit before tax	2,094.43	1,962.79
<i>Adjustments to reconcile profit before tax to net cash flows:</i>		
Depreciation of property, plant and equipment	762.79	817.22
Depreciation of right-of-use-assets	23.26	22.72
Amortisation of intangible assets	0.05	0.04
(Profit) / Loss on disposal of property, plant and equipment	(18.05)	(2.96)
Provision for doubtful debts	208.99	206.24
Balances written off including excise and sales tax	305.78	298.99
Excess liabilities or provisions written back	(6.99)	(2.13)
Finance income	(157.25)	(131.16)
Finance costs	801.50	894.83
	<b>4,014.51</b>	<b>4,066.58</b>
<b>Working capital adjustments:</b>		
(Increase)/Decrease in trade, other financial assets and other assets	29.81	(2,104.20)
(Increase)/Decrease in inventories	(1,334.19)	(2,541.34)
Increase/(Decrease) in trade and other payables	408.80	(35.57)
Decrease in provisions	69.42	(63.30)
	<b>3,188.35</b>	<b>(677.83)</b>
<b>Income tax paid</b>	<b>(627.38)</b>	<b>(517.03)</b>
Net cash flow from operating activities	<b>2,560.97</b>	<b>(1,194.86)</b>
<b>Investing activities</b>		
Proceeds from sale of property, plant and equipment	49.89	64.73
Purchase of fixed assets including CWIP and capital advances	(1,270.42)	(312.91)
Proceeds from / (Investments in) fixed deposits with original maturities more than 3 months	(30.39)	(52.76)
	-	-
Loans (given)/proceeds received (net)	33.50	5.00
Purchase of investments	-	-
Interest received (finance income)	252.47	176.45
Net cash flows used in investing activities	<b>(964.95)</b>	<b>(119.49)</b>
<b>Financing activities</b>		
Proceeds from long-term borrowings	1,074.04	604.60
Repayment of long-term borrowings	(793.62)	(714.78)
Payment of Lease Liabilities	(23.44)	(21.62)
Proceeds from /(repayment) of short-term borrowings	(776.13)	2,238.86
Dividends paid	(124.68)	(62.42)
Interest paid	(806.43)	(900.23)
Net cash flows from/(used in) financing activities	<b>(1,450.26)</b>	<b>1,144.41</b>
<b>Net increase in cash and cash equivalents</b>	<b>145.75</b>	<b>(169.93)</b>
Cash and cash equivalents at the beginning of the year	152.44	322.36
Effect of exchange rate fluctuation	-	-
<b>Cash and cash equivalents at year end</b>	<b>298.19</b>	<b>152.43</b>
<b>Components of cash and cash equivalents</b>		
Cash on hand	3.53	9.99
Balances with banks in current accounts	249.19	81.00
Deposits with original maturity of more than 3 months but less than 12 months*	45.47	61.44
<b>Total</b>	<b>298.19</b>	<b>152.43</b>

The above Statement of Cash Flow has been prepared under the indirect Method as set out in INDAS - 7 "Statement of Cash Flow"  
The accompanying notes form an integral part of the Standalone financial statements.

  
(Sanjay Bhatia)  
Managing Director

Place: New Delhi  
Date: 27th May, 2022







# HINDUSTAN TIN WORKS LIMITED

Registered & Corporate Office : 426, DLF Tower-A, Jasola, New Delhi - 110025

CIN : L27109DL1958PLC003006

Phone : 011-4999 8888, Fax : 011-4999 8822

E-Mail : info@hindustantin.co.in

Website : http://www.hindustantin.biz

To,

Dated: 27<sup>th</sup> May, 2022

Corporate Relations & Service Dept  
The BSE Limited  
Floor 25th P.J. Tower,  
Dalal Street,  
Mumbai – 400001.

**SUB.: DECLARATION PURSUANT TO REGULATION 33 (3) (d) OF SEBI (LISTING OBLIGATIONS AND DISCLOSURE REQUIREMENTS) REGULATIONS, 2015 (LISTING REGULATIONS, 2015)**

Dear Sir,

With reference to the Audited Financial results of the Company for the year ended 31<sup>st</sup> March, 2022, we hereby declare that the Statutory Auditors of the Company, Messrs Mukesh Raj & Co., Chartered Accountants (Firm Registration Number- 016693N), have expressed an unmodified opinion on the Auditor's Report on Standalone Financial Results of the Company for the financial year ended 31<sup>st</sup> March, 2022.

This declaration is furnished pursuant to the second proviso to clause (d) of sub regulation (3) of regulation 33 of SEBI (Listing Obligations And Disclosure Requirements) (Amendment) , Regulations no. SEBI/LAD-NRO/GN/2016-17/001 dated 25th May, 2016.

Request you to please take the above on record and oblige.

Yours faithfully,  
For **Hindustan Tin Works Limited**

**Sanjay Bhatia**  
Managing Director  
DIN : 00080533

Place: New Delhi.

