



**SKY GOLD**

*Limited*

**Date: 14/09/2022**

To,  
The Manager,  
Listing Department  
BSE Limited  
Phiroze Jeejeebhoy Towers,  
Dalal Street, Fort,  
Mumbai – 400001.

**Scrip Code: 541967**

**Subject: Outcome of the Board meeting held on November 14, 2022**

**Ref.: Regulation 30 (read with Schedule III - Part A) and 33 of the Securities and Exchange Board of India (Listing Obligations and Disclosure Requirements) Regulations, 2015 ("SEBI Listing Regulations")**

Dear Sir/ Ma'am,

This is to inform you that pursuant to Regulation 30 of the SEBI (Listing Obligations and Disclosure Requirements) Regulations, 2015, ('Listing Regulations') the Board at its meeting held today i.e., November 14, 2022, inter alia, considered and adopted the Unaudited Financial Results of the Company for the half-year ended 30th September 2022 together with the Limited Review Report.

Our conclusion on the Statement is not modified in respect of our Company on the unaudited financial results for the half year ended 30<sup>th</sup> September 2022 certified by the Management.

The Board Meeting commenced at 11.00 AM. and concluded at 01.00 PM.

Kindly take the same on your records and oblige.

**For Sky Gold Limited,**



**Mangesh Chauhan**

Managing Director & CFO

**DIN:** 02138048

**Address:** Flat No.2301/2302, 23rd Floor, A Wing  
Sarvoday Heights, Jain Mandir Road, Sarvoday Nagar  
Mulund West, Maharashtra, India 400080

**Place:** Mulund, Mumbai

**Independent Auditor's Limited Review Report on Standalone Financial Results of Sky Gold Limited for the half year ended 30.09.2022 pursuant to regulation 33 of SEBI (Listing Obligations and Disclosure Requirements), Regulation 2015, as amended**

To

The Board of Directors of

**Sky Gold Limited**

We have reviewed the accompanying statement of unaudited standalone financial results ('the Statement') of Sky Gold Limited ('the Company') for the six months ended 30th September 2022, attached herewith, being submitted by the Company pursuant to the requirements of Regulation 33 of SEBI (Listing Obligations and Disclosure Requirements) Regulations, 2015 ('the Regulation') as amended (the "Listing Regulations").

This Statement which is the responsibility of the Company's Management and approved by the Board of Directors has been prepared in accordance with the recognition and measurement principles laid down in the Indian Accounting Standard 34 "Interim Financial Reporting" (IND AS 34), prescribed under section 133 of the Companies Act, 2013 read with relevant rules issued thereunder and other accounting principles generally accepted in India. Our responsibility is to issue a report on the statement based on our review.

We have conducted our review in accordance with the Standard on Review Engagement (SRE) 2410, "Review of Interim Financial Information Performed by the Independent Auditor of the Entity" issued by the Institute of Chartered Accountants of India. This Standard requires that we plan and perform the review to obtain moderate assurance as to whether the financial statements are free of material misstatement. A review is limited primarily to inquiries of Company personnel and analytical procedures applied to financial data and thus provides less assurance than an audit. We have not performed an audit and accordingly, we do not express an audit opinion.





Based on our review conducted as above, nothing has come to our attention that causes us to believe that the accompanying Statements of Unaudited Financial Results prepared in accordance with applicable accounting standards notified under Section 133 of the Companies Act, 2013 as amended, read with relevant rules issued thereunder and other recognized accounting practices and policies has not disclosed the information required to be disclosed in terms of Regulation 33 of SEBI (Listing Obligations and Disclosure Requirements) Regulations, 2015, including the manner in which it is to be disclosed, or that it contains any material misstatement.

**UDIN: 22152425BCZOFK9272**

**For V J SHAH & Co.**

**Chartered Accountants**

**Firm's Registration No: 109823W**



**Nirav M. Malde**

**(Partner)**

**Membership No: 152425**



**Place: Mumbai**

**Date: 14.11.2022**





**SKY GOLD**  
— Limited —

**SKY GOLD LIMITED**  
CIN: L36911MH2008PLC181989


**Notes to Financial Results:**


1. The above un-audited standalone financial results of the company were reviewed and recommended by the audit committee on 14<sup>th</sup> November 2022 and subsequently approved by the Board of Directors at its meeting held on the 14<sup>th</sup> November 2022. The review report has been filed with stock exchange and is available on the Company's website.
2. The figures for the half year ended 31st March 2022 are balancing figures between audited figures of full financial year and unaudited year to date figures up to the half year ended 30th September 2021, which were subject to Limited Review.
3. The financial results for the half-year ended 30<sup>th</sup> September 2022 have been subjected to Limited Review by statutory auditors of the company and the statutory auditor has issued unqualified report on unaudited financial results.
4. The Company is engaged in the business of Gold Jewellery manufacturing. There is no separate reportable segment in terms of Accounting Standards-17.
5. There are no Investors complaint pending as on 30<sup>th</sup> September 2022.
6. The Board of Directors of the Company at their meeting held on 05 September 2022 had approved the allotment of 53,71,940 fully paid-up Bonus Shares of Rs. 10/- each in the ratio of 1:1, (i.e. issue of 1 (one) equity share for every existing 1 (one) equity share).

Post Bonus, the Paid-up Share Capital of the Company is Rs. 10,74,38,800 divided into 1,07,43,880 equity shares of Rs. 10/- each. Accordingly for compliance of accounting standards on Earning per share (AS 20), the per share calculation of all previous year/ periods presented above are based on new number of Equity shares.

7. Previous periods' figures have been regrouped / reclassified where required to make them compatible with the figures of current periods.

**For and on behalf of the board,  
For Sky Gold Limited**

  
**Mangesh Chauhan**  
(Director)  
DIN: 02138048



**Place: Mumbai**  
**Date: 14<sup>th</sup> November 2022**

**Registered Office / Factory :** Gala No. 101/102/103, Raja Industrial Estate, Jain Mandir Road, Sarvoday Nagar, Mulund (W), Mumbai - 400 080.

Tel. : +91 22 6691 9399 • Order Dep.: +91 9320 9292 99

**Corporate Office :** 267-271, Kanak Chambers, Office No.12A,13,14, 1St Floor, Opp. Adarsh Hotel, Kalbadevi Road, Mumbai - 400 002.

I.com : 2100. Tel.: +91 22 2241 6363 / 2241 3636 • Accounts : +91 91374 33902

**Email :** info@skygold.in / skygoldltdmumbai@gmail.com • **Website :** www.skygold.in

**CIN NO.:** - L36911MH2008PLC181989





# SKY GOLD

Limited

SKY GOLD LIMITED  
CIN : L36911MH2008PLC181989  
Statement of Cash Flows for the half year ended 30th September 2022

(Rs in Lakhs)

| PARTICULARS |   | 30.09.2022 | 30.09.2021 |
|-------------|---|------------|------------|
|             |   | Rs         | Rs         |
|             |   | Unaudited  | Unaudited  |
| I)          | <b>CASH FLOW FROM OPERATING ACTIVITIES</b>                            |            |            |
|             | Net profit before Tax   | 829.83     | 1,228.41   |
|             | Adjustment for Non-Cash and Non-operating Items                       |            |            |
|             | Add: Depreciation   | 47.31      | 35.32      |
|             | Interest Expense  | 393.72     | 342.70     |
|             | Less: Interest Income   | -          | -0.52      |
|             | Gain on sale of Investments   | -          | -1,015.54  |
|             | Dividend Received   | -42.05     | -17.29     |
|             | Operating profits before working capital changes                      | 1,228.81   | 573.07     |
|             | Changes in Working Capital & Operating Assets & liabilities           |            |            |
|             | Increase/(Decrease) in Trade Payables                                 | 190.08     | 88.19      |
|             | Increase/(Decrease) in Other Current Liabilities                      | 32.53      | 482.14     |
|             | Increase/(Decrease) in Short Term Provisions                          | 10.42      | 3.67       |
|             | (Increase)/Decrease in Short Term Loans & Advances                    | -9.58      | -2.86      |
|             | (Increase)/Decrease in Inventories                                    | 1,694.51   | 252.64     |
|             | (Increase)/Decrease in Trade Receivables                              | -2,793.90  | -1,494.01  |
|             | (Increase)/Decrease in Other Current Assets                           | 114.92     | 24.64      |
|             | (Increase)/Decrease in Long Term Provisions                           | 9.59       | -          |
|             | Cash generated from operations  | 477.37     | -72.52     |
|             | Less: Taxes Paid  | -287.28    | -163.77    |
|             | Net Cash Flows From Operating Activities                              | 190.09     | -236.30    |
| II)         | <b>CASH FLOW FROM INVESTING ACTIVITIES</b>                            |            |            |
|             | Dividend  | 42.05      | 17.29      |
|             | Interest Income   | -          | 0.52       |
|             | Capital Advances  | -10.00     | -          |
|             | Net Proceeds from (Purchase)/Sale of Fixed assets                     | -104.47    | -16.62     |
|             | Net Proceeds from (Purchase)/Sale of Investments                      | -1,051.88  | 852.26     |
|             | Net Proceeds from (Purchase)/Sale of Bank Deposits                    | -          | 27.59      |
|             | NET CASH FLOW FROM INVESTING ACTIVITIES                               | -1,124.30  | 881.04     |
| III)        | <b>CASH FLOW FROM FINANCING ACTIVITIES</b>                            |            |            |
|             | Repayment of Term Loan  | -94.27     | -96.86     |
|             | Interest Expenses   | -393.72    | -342.70    |
|             | Short term Borrowings received (Net)                                  | 1,385.32   | 77.72      |
|             | NET CASH FLOW FROM FINANCING ACTIVITIES                               | 897.33     | -361.84    |
|             | NET INCREASE / (DECREASE) IN CASH                                     | -36.89     | 282.91     |
|             | Add: Cash & Cash Equivalent at the beginning of the year              |            |            |
|             | Cash on Hand  | 5.28       | 6.63       |
|             | Bank Balance  | 133.05     | 6.79       |
|             |   | 138.33     | 13.42      |
|             | Less: Cash & Cash Equivalent at the end of the year                   |            |            |
|             | Cash on Hand  | 5.40       | 4.72       |
|             | Bank Balance  | 96.04      | 291.60     |
|             |   | 101.44     | 296.32     |
|             | NET INCREASE / (DECREASE) IN CASH                                     | -36.89     | 282.91     |
|             | <b>RECONCILIATION OF CASH AND CASH EQUIVALENTS WITH BALANCE SHEET</b> |            |            |
| a)          | Cash and cash equivalents as per Balance Sheet                        | 101.44     | 296.32     |
| b) Less:    | Deposit with Banks with original maturity more than 3 months          | -          | -          |
| c)          | Cash and cash equivalents at the end of the year as per cash flow     | 101.44     | 296.32     |

For SKY GOLD LIMITED

Director

For SKY GOLD LIMITED

Director



Registered Office / Factory : Gala No. 101/102/103, Raja Industrial Estate, Jain Mandir Road, Sarvoday Nagar, Mulund (W), Mumbai - 400 080.  
Tel. : +91 22 6691 9399 • Order Dep.: +91 9320 9292 99

Corporate Office : 267-271, Kanak Chambers, Office No.12A,13,14, 1St Floor, Opp. Adarsh Hotel, Kalbadevi Road, Mumbai - 400 002.

I.com : 2100. Tel.: +91 22 2241 6363 / 2241 3636 • Accounts : +91 91374 33902

Email : info@skygold.in / skygoldltdmumbai@gmail.com • Website : www.skygold.in

CIN NO.: - L36911MH2008PLC181989




**SKY GOLD***Limited*

**SKY GOLD LIMITED**  
**CIN : L36911MH2008PLC181989**

**Statement of Unaudited Financial Results as on 30th September 2022**

(Rs in Lakhs)

| Sn        | Particulars   | As at<br>30.09.2022 | As at<br>31.03.2022 | As at<br>30.09.2021 |
|-----------|---|---------------------|---------------------|---------------------|
| <b>A.</b> | <b>EQUITY AND LIABILITIES</b>   | <b>Unaudited</b>    | <b>Audited</b>      | <b>Unaudited</b>    |
| 1         | Shareholders' Funds   |                     |                     |                     |
| (a)       | Share Capital   | 1,074.39            | 537.19              | 537.19              |
| (b)       | Reserves and Surplus  | 6,462.46            | 6,381.91            | 5,688.61            |
| (c)       | Money Received Against Share Warrants   | -                   | -                   | -                   |
|           | Sub-total - Shareholders' funds   | 7,536.85            | 6,919.10            | 6,225.80            |
| 2         | Share Application money pending allotment                                       | -                   | -                   | -                   |
| 3         | Non Current Liabilities   | -                   | -                   | -                   |
| (a)       | Long Term Borrowings  | 1,645.77            | 1,740.04            | 621.34              |
| (b)       | Deferred Tax Liabilities  | -                   | -                   | -                   |
| (c)       | Long Term Provisions  | 74.11               | 64.52               | 45.34               |
|           | Sub-total - Non-current liabilities   | 1,719.88            | 1,804.56            | 666.68              |
| 3         | Current Liabilities   |                     |                     |                     |
| (a)       | Short Term Borrowings   | 8,772.45            | 7,387.13            | 6,684.83            |
| (b)       | Trade Payables  |                     |                     |                     |
|           | (i) Total outstanding dues of micro enterprises and small enterprises           | 329.51              | 137.48              | -                   |
|           | (ii) Total outstanding dues of creditors other than micro and small enterprises | 1.35                | 3.30                | 95.93               |
| (c)       | Other Current Liabilities   | 76.78               | 44.25               | 498.80              |
| (d)       | Short Term Provisions   | 70.04               | 154.91              | 46.17               |
|           | Sub-total - Current liabilities   | 9,250.13            | 7,727.07            | 7,325.74            |
|           | <b>TOTAL - EQUITY AND LIABILITIES</b>   | <b>18,506.86</b>    | <b>16,450.74</b>    | <b>14,218.22</b>    |
| <b>B</b>  | <b>ASSETS</b>   |                     |                     |                     |
| 1         | Non Current Assets  |                     |                     |                     |
| (a)       | Property, Plant & Equipment   |                     |                     |                     |
|           | (i) Tangible Assets   | 544.38              | 491.06              | 486.69              |
|           | (ii) Intangible Assets  | 5.62                | 1.78                | -                   |
|           | (iii) Capital Work in Progress  | -                   | -                   | -                   |
|           | (iv) Intangible Assets under development  | -                   | -                   | -                   |
|           | Total Fixed Assets  | 550.00              | 492.84              | 486.69              |
| (b)       | Non Current Investments   | 4,778.23            | 3,726.35            | 2,686.66            |
| (c)       | Deferred tax Assets (Net)   | 10.06               | 30.14               | 9.31                |
| (d)       | Long Term Loans and Advances  | -                   | -                   | -                   |
| (e)       | Other Non Current Assets  | 10.00               | -                   | -                   |
|           | Sub-total - Non-Current Assets  | 5,348.29            | 4,249.33            | 3,182.66            |
| 2)        | Current Assets  |                     |                     |                     |
| (a)       | Current Investments   | -                   | -                   | -                   |
| (b)       | Inventories   | 5,743.00            | 7,437.50            | 6,578.41            |
| (c)       | Trade Receivables   | 7,150.38            | 4,356.48            | 3,837.86            |
| (d)       | Cash & Cash Equivalents   | 101.44              | 138.33              | 296.32              |
| (e)       | Short Term Loans and Advances   | 27.01               | 17.43               | 17.16               |
| (f)       | Other Current Assets  | 136.74              | 251.67              | 305.80              |
|           | Sub-total - Current assets  | 13,158.57           | 12,201.41           | 11,035.55           |
|           | <b>TOTAL - ASSETS</b>   | <b>18,506.86</b>    | <b>16,450.74</b>    | <b>14,218.22</b>    |



For SKY GOLD LIMITED

For SKY GOLD LIMITED

Registered Office / Factory : Gala No. 11, 100005, Raja Industrial Estate, Jain Mandir Road, Day Nagar, Mulund (W), Mumbai - 400 080  
 Tel. : +91 22 6691 9399 • Order Dep.: +91 22 20 9292 99

Corporate Office : 267-271, Kanak Chambers, Office No. 12A, 13, 14, 15th Floor, Opp. Adarsh Hotel, Kalbadevi Road, Mumbai - 400 002.

I.com : 2100. Tel.: +91 22 2241 6363 / 2241 3636 • Accounts : +91 91374 33902

Email : info@skygold.in / skygoldltdmumbai@gmail.com • Website : www.skygold.in

CIN NO. : - L36911MH2008PLC181989





**SKY GOLD**  
— Limited —

**SKY GOLD LIMITED**  
CIN : L36911MH2008PLC181989

**Statement of Unaudited Financial Results for the Half year ended 30th September 2022**

(Amounts in Lakhs except Earning Per Shares)

| Sr. | Particulars  | 6 months ended<br>30.09.2022 | 6 months ended<br>31.03.2022 | 6 months ended<br>30.09.2021 | Year ended<br>31.03.2022 |
|-----|--|------------------------------|------------------------------|------------------------------|--------------------------|
|     |  | Unaudited                    | Audited                      | Unaudited                    | Audited                  |
| 1   | <b>Revenue From Operations</b>   |                              |                              |                              |                          |
| (a) | Revenue From Operations (Net of taxes)   | 61,644.80                    | 50,222.04                    | 28,348.16                    | 78,570.20                |
| (b) | Other Income   | 60.05                        | -61.34                       | 1,117.43                     | 1,056.09                 |
|     | <b>Total Revenue From Operations (net)</b>   | <b>61,704.85</b>             | <b>50,160.70</b>             | <b>29,465.59</b>             | <b>79,626.29</b>         |
| 2   | <b>Expenses</b>  |                              |                              |                              |                          |
| (a) | Cost of Material Consumed  | 58,100.41                    | 49,055.40                    | 28,347.58                    | 77,402.98                |
| (b) | Purchase of Stock in Trade   | -                            | -                            | -                            | -                        |
| (c) | Changes in Inventories of Finished Goods, Work in Progress and Stock in Trade  | 1,780.84                     | -859.09                      | -830.94                      | -1,690.04                |
| (d) | Employee Benefits Expenses   | 198.06                       | 179.12                       | 123.23                       | 302.36                   |
| (e) | Finance Cost   | 403.11                       | 418.97                       | 375.27                       | 794.24                   |
| (f) | Depreciation and Amortisation Expenses   | 47.31                        | 40.94                        | 35.32                        | 76.26                    |
| (g) | Other Expenses   | 345.29                       | 386.51                       | 186.73                       | 573.24                   |
|     | <b>Total Expenses</b>  | <b>60,875.02</b>             | <b>49,221.86</b>             | <b>28,237.18</b>             | <b>77,459.04</b>         |
| 3   | <b>Profit/(Loss) before Exceptional, Extraordinary items &amp; Tax</b>   | <b>829.83</b>                | <b>938.84</b>                | <b>1,228.41</b>              | <b>2,167.25</b>          |
| 4   | <b>Exceptional items</b>   |                              |                              | -                            | -                        |
| 5   | <b>Profit/(Loss) before Extraordinary items &amp; Tax</b>  | <b>829.83</b>                | <b>938.84</b>                | <b>1,228.41</b>              | <b>2,167.25</b>          |
| 6   | <b>Extraordinary Items / Extra ordinary Items</b>  |                              |                              | -                            | -                        |
| 7   | <b>Profit before Tax</b>   | <b>829.83</b>                | <b>938.84</b>                | <b>1,228.41</b>              | <b>2,167.25</b>          |
| 8   | <b>Tax expense</b>   |                              |                              |                              |                          |
|     | Current Tax  | 192.00                       | 266.37                       | 212.63                       | 479.00                   |
|     | Deferred Tax   | 20.08                        | -20.83                       | 16.88                        | -3.95                    |
|     | Tax adjustment of previous years   |                              |                              | -                            | -                        |
|     | <b>Total Tax Expense</b>   | <b>212.08</b>                | <b>245.54</b>                | <b>229.51</b>                | <b>475.05</b>            |
| 9   | <b>Profit/(Loss) for the period from Continuing Operation</b>  | <b>617.75</b>                | <b>693.30</b>                | <b>998.90</b>                | <b>1,692.19</b>          |
| 10  | <b>Profit/(Loss) for the period from Discontinuing Operation</b>   |                              | -                            | -                            | -                        |
| 11  | <b>Profit/(Loss) for the period</b>  | <b>617.75</b>                | <b>693.30</b>                | <b>998.90</b>                | <b>1,692.19</b>          |
| 12  | <b>Details of Equity Share Capital</b>   |                              |                              |                              |                          |
|     | <b>Paid up equity share capital (Face value of Rs. 10/- each)</b>  | <b>1,074.39</b>              | <b>537.19</b>                | <b>537.19</b>                | <b>537.19</b>            |
|     | <b>Reserve excluding Revaluation Reserves as per balance sheet of previous accounting year</b>   |                              |                              |                              | <b>6,381.91</b>          |
| 13  | <b>Earnings Per Equity Share (before extraordinary items) (of Rs. 10/- each) (not annualised) (before and after extraordinary items)</b> |                              |                              |                              |                          |
| (a) | Basic  | 5.75                         | 6.46                         | 9.30                         | 15.75                    |
| (b) | Diluted  | 5.75                         | 6.46                         | 9.30                         | 15.75                    |
|     | <b>See accompanying note to Financial Results</b>  |                              |                              |                              |                          |

**For SKY GOLD LIMITED**

*[Signature]*  
**Director**

**For SKY GOLD LIMITED**

*[Signature]*  
**Director**



Registered Office / Factory : Gala No. 101/102/103, Raja Industrial Estate, Jain Mandir Road, Sarvoday Nagar, Mulund (W), Mumbai - 400 080.

Tel. : +91 22 6691 9399 • Order Dep.: +91 9320 9292 99

Corporate Office : 267-271, Kanak Chambers, Office No.12A,13,14, 1St Floor, Opp. Adarsh Hotel, Kalbadevi Road, Mumbai - 400 002.

I.com : 2100. Tel.: +91 22 2241 6363 / 2241 3636 • Accounts : +91 91374 33902

Email : info@skygold.in / skygoldltdmumbai@gmail.com • Website : www.skygold.in

CIN NO.: - L36911MH2008PLC181989