

Date: 29.10.2021

To  
The Manager  
Department of Corporate Services  
BSE Ltd.  
Dalal Street, Fort  
Mumbai - 400 001

Sub. - : Reg. 33 - Unaudited financial results for the Quarter and six months ended 30<sup>th</sup> September 2021

Ref. - : Scrip Code - 514260

Dear Sir / Madam,


The Board of Directors at their Meeting held on October 29, 2021, has approved the Un-audited financial results for the Quarter and Six months ended 30<sup>th</sup> September 2021. As per Regulation 33 of Listing Regulations, the Financial Results and Limited Review Report are enclosed herewith for your records.

Kindly take the same on your records and acknowledge the receipt.

Thanking you,

Yours faithfully,

FOR, SURBHI INDUSTRIES LIMITED

  
Ravjibhai P. Patel  
Managing Director  
DIN: 00023332



Encl: As above

**Surbhi Industries Limited**

CIN : L17110GJ1992PLC017672

Registered Office: Surbhi House, 2nd Floor, F.P.No. 206, B/h Old Subjail, Ring Road, Khatodara, Surat - 395002, Gujarat, IN.

Statement of Standalone/ consolidated Unaudited Results for the Quarter ended 30/09/2021

		Quarter Ended			Half Year Ended		(Rs. In amount)
Particulars		3 months ended 30/09/2021	Preceding 3 months ended 30/06/2021	Corresponding 3 months ended in the previous year 30/09/2020	Year to date figure for current period 30/09/2021	Year to date figure for the previous year ended 30/09/2020	Year ended 31/03/2021
		(Unaudited)	(Unaudited)	(Unaudited)	(Unaudited)	(Unaudited)	(Audited)
I	Revenue From Operations	71722516.00	30985801.00	16278656.00	102708317.00	17381625.00	180327728.00
II	Other Income	3324100.00	2337181.00	1823230.00	5661281.00	4005572.00	10157828.00
III	<b>Total Income (I+II)</b>	<b>75046616.00</b>	<b>33322982.00</b>	<b>18101886.00</b>	<b>108369598.00</b>	<b>21387197.00</b>	<b>190485556.00</b>
IV	Expenses						
	Cost of Materials Consumed	41565684.00	34840034.00	14904791.00	76405718.00	18152703.00	87939077.00
	Purchases of Stock-in-Trade	0.00	0.00	0.00	0.00	0.00	0.00
	Changes in inventories of finished goods, Stock-in-Trade and work-in progress	-5828716.00	-29264773.00	-16799005.00	-35093489.00	-19268636.00	-7211285.00
	Employee benefits expense	6347690.00	5452297.00	4451549.00	11799987.00	7113589.00	22185934.00
	Finance Costs	2754395.00	1522874.00	1374152.00	4277269.00	2958450.00	4798143.00
	Depreciation and amortisation expenses	9870572.00	7395555.00	7382587.00	17266127.00	14761442.00	29488574.00
	Other Expenses	13659444.00	5888258.00	5283470.00	19547702.00	9083359.00	29696432.00
	<b>Total Expenses (IV)</b>	<b>68369069.00</b>	<b>25834245.00</b>	<b>16597544.00</b>	<b>94203314.00</b>	<b>32800907.00</b>	<b>166896875.00</b>
V	Profit/(loss) before exceptional items and tax (I-IV)	6677547.00	7488737.00	1504342.00	14166284.00	-11413710.00	23588681.00
VI	Exceptional Items	0.00	0.00	0.00	0.00	0.00	0.00
VII	Profit/ (loss) before exceptions items and tax(V-VI)	6677547.00	7488737.00	1504342.00	14166284.00	-11413710.00	23588681.00
VIII	Tax Expense:						
	(1) Current Tax	0.00	0.00	0.00	0.00	0.00	7259558.00
	(2) Deferred Tax	1792517.00	0.00	4967745.00	1792517.00	10439738.00	817416.00
IX	Profit/(Loss) for the period from continuing operations (VII-VIII)	4885030.00	7488737.00	-3463403.00	12373767.00	-21853448.00	15511707.00
X	Profit/(Loss) from discontinued operations	0.00	0.00	0.00	0.00	0.00	0.00
XI	Tax expenses of discontinued operations	0.00	0.00	0.00	0.00	0.00	0.00
XII	Profit/(Loss) from discontinued operations (after tax) (X-XI)	0.00	0.00	0.00	0.00	0.00	0.00
XIII	Profit/(Loss) for the period (IX+XII)	4885030.00	7488737.00	-3463403.00	12373767.00	-21853448.00	15511707.00
XIV	Other Comprehensive Income						
	A. (i) Items that will not be reclassified to profit or loss	0.00	0.00	0.00	0.00	0.00	0.00
	(ii) Income tax relating to items that will not be reclassified to profit or loss	0.00	0.00	0.00	0.00	0.00	3719.00
	B. (i) Items that will be reclassified to profit or loss	0.00	0.00	0.00	0.00	0.00	0.00
	(ii) Income tax relating to items that will be re classifies to profit or loss	0.00	0.00	0.00	0.00	0.00	0.00
XV	<b>Total Comprehensive Income for the period (XIII+XIV) Comprising Profit (Loss) and Other Comprehensive Income for the period)</b>	<b>4885030.00</b>	<b>7488737.00</b>	<b>-3463403.00</b>	<b>12373767.00</b>	<b>-21853448.00</b>	<b>15515426.00</b>
XVI	Earnings per equity (for Continuing operation):						
	(1) Basic	1.42	2.18	-1.00	3.60	-6.35	4.51
	(2) Diluted	0.00	0.00	0.00	0.00	0.00	0.00
XVII	Earnings per equity (for discounted operation)						
	(1) Basic	0.00	0.00	0.00	0.00	0.00	0.00
	(2) Diluted	0.00	0.00	0.00	0.00	0.00	0.00
XVIII	Earning per equity share (for discontinued & continuing operation)						
	(1) Basic	1.42	2.18	-1.00	3.60	-6.35	4.51
	(2) Diluted	0.00	0.00	0.00	0.00	0.00	0.00


**Notes:**

- 1) The above results were reviewed by the Audit Committee and thereafter taken on record by the Board in its meeting held on 29th October, 2021 and also Limited Review were carried out by the Statutory Auditors.
- 2) Previous period figures have been regrouped/rearranged wherever considered necessary.
- 3) Financial Results for all the periods presented have been prepared in accordance with IND AS notified under the Companies (Indian Accounting Standards) Rules, 2015 as amended from time to time

Date : - October 29, 2021

Place : - Surat

For Surbhi Industries Limited

  
Ravjibhai P. Patel  
Managing Director  
DIN: 00023332

**Surbhi Industries Limited**

CIN : L17110GJ1992PLC017672

Registered Office: Surbhi House, 2nd Floor, F.P.No. 206, B/h Old Subjail, Ring Road, Khatodara,  
Surat - 395002, Gujarat, IN.

<b>Standalone / Consolidated Statement of Assets and Liabilities</b>		
Particulars	As at half year ended	As at Previous year ended
	(30/09/2021)	(31/03/2021)
<b>ASSETS</b>		
<b>Non-current assets</b>		
(a) Property, Plant and Equipment	163613505	75991802
(b) Capital work-in-progress		
(c) Investment Property		
(d) Goodwill		
(e) Other Intangible assets		
(f) Intangible assets under development		
(g) Biological Assets other than bearer plants		
(h) Financial Assets		
(i) Investments	6173350	2173700
(ii) Trade receivables		
(iii) Loans	3388941	3505027
(i) Deferred tax assets (net)	7340344	9132862
(j) Other non-current assets		
<b>Current assets</b>		
(a) Inventories	55871826	21194454
(b) Financial Assets		
(i) Investments		
(ii) Trade receivables	49755268	52561830
(iii) Cash and cash equivalents	7079274	596104
(iv) Bank balances other than(iii) above		
(v) Loans		
(vi) Others (to be specified)		
(c) Current Tax Assets (Net)		
(d) Other current assets	49854014	48635332
<b>Total Assets</b>	<b>343076522</b>	<b>213791111</b>
<b>EQUITY AND LIABILITIES</b>		
<b>EQUITY</b>		
(a) Equity Share capital	34374000	34374000
(b) Other Equity	136902868	124529102



Particulars	As at half year ended (30/09/2021)	As at Previous year ended (31/03/2021)
<b>LIABILITIES</b>		
Non-current liabilities		
(a) Financial Liabilities		
(i) Borrowings	109865166	6633444
(ii) Trade payables		
(iii) Other financial liabilities (other than those specified in item (b), to be specified)		
(b) Provisions	1937000	1937000
(c) Deferred tax liabilities (Net)		
(d) Other non-current liabilities		
<b>Current liabilities</b>		
(a) Financial Liabilities		
(i) Borrowings	42041732	12158637
(ii) Trade payables	5359279	8846580
(iii) Other financial liabilities (other than those specified in item (c))		
(b) Other current liabilities	10812000	23496000
(c) Provisions	1784477	1816348
(d) Current Tax Liabilities (Net)		
<b>Total Equity and Liabilities</b>	<b>343076522</b>	<b>213791111</b>

Date : - October 29, 2021


Place : - Surat

For Surbhi Industries Limited



**Ravjibhai P. Patel**  
Managing Director  
DIN: 00023332

M/S. SURBHI INDUSTRIES LTD.			
Cash Flow Statement for the six month ended 30.09.2021			
	FY 2021-22		FY 2020-21
<b>A. Cash Flow from Operating Activities</b>			
Net Profit Befor Tax	14166284		23588681
Adjustments For :			
Add: Deprecition	17266127		29488574
Financial Charges	4277269		4798143
	21543396		34286717
Less: Investment Income	943990		
Profit on sale of Fixed Assets	0		2034064
	943990		2034064
<b>Operating Profit before Working Capital Changes</b>	34765690		55841334
<b>Adjustment for Working Capital Changes</b>			
<b>Cash Inflow</b>			
Decrease in Receivables	-		-
Decrease in Other Current Assets	-		-
Decrease in Trade & Other Receivable	0		-1786000
Increase in Long Term Provsions	-31871		-3980436
Increase in Short Term Provisions	-12684000		0
Increase in Other Cuirrent Liabilities	-3487301		1356484
Increase in Trade Payables	-16203172		-4409952
<b>Cash Outflow</b>			
Decrease in Trade Payables	-		-
Decrease in Short Term Provisions	-		-
Decrease in Other Cuirrent Liabilities	-2806562		-19345179
Increase in Trade & Other Receivable	-116086		651692
Increase in Loans & Advances	1218682		17926416
Increase in Other Current Assets	34677372		11294688
Increase in Inventory	32973406		10527617
<b>Net Cash Inlow(outflow) for working Capital</b>	-49176578		-14937569
<b>Cash From Operations</b>	0		-7259558
Less: Direct Taxes Paid			
<b>Net Cash Flow from Operating Activities</b>	-14410888		33644207
<b>B. Cash Flow from Investing Activities</b>			
<b>Cash Inflow</b>			
Decrease in FD	943990		2034064
Investment Income	0		0
Decrease in Long Term Loans and Advances	0		1293000
Sale of Fixed Assets	0		0
Subsidy Received	0		0
	943990		3327064
<b>Cash Outflow</b>			
Purchase of Fixed Assets	104887829		17376416
Increase Investments	3999650		0
Increase FD	0		0
Increase in other Non Current Assets	0		0
	108887479		17376416
<b>Net Cash Inflow(Outflow) in Investing Activities</b>	-107943489		-14049352



M/S. SURBHI INDUSTRIES LTD.					
Cash Flow Statement for the six month ended 30.09.2021					
<b>C. Cash Flow from financing Activities</b>					
<b>Cash Inflow</b>					
Increase in working Capital Loans	29883095			-5371211	
Increase in Term Loan(Net)	103231722			-9566556	
Increase in share capital					
	133114817			-14937767	
<b>Cash Outflow</b>					
Financial Charges	4277269			4798143	
Repayment of Termloans	0				
Repayment of Deposits	0				
Decrease in short term borrowing	0				
	4277269			4798143	
<b>Net Cash Inflow(Outflow) in Financing Activities</b>			128837548		-19735910
<b>Net Cash Flow</b>			6483170		-141055
<b>Net Cash Changes</b>					
Cash and Bank as on 1st April	596104			737158	
Cash and Bank as on 30th sept	7079274	-6483170		596104	141054

Date : - October 29, 2021

Place : - Surat

For Surbhi Industries Limited

  
Ravjibhai P. Patel  
Managing Director  
DIN: 00023332




# Ghael Choksi & Company

Chartered Accountants

0261- 4041313, 4891313  
9558805073, 7041805073, 9227174047, 8401805073  
vikrantghael.ca@gmail.com

103, Jash Infinity, B/h Sub Jail, Nr. Sandesh Press, Ring Road, Surat - 395002

To,  
The Board of Directors,  
Surbhi Industries Ltd,  
Surat.


We have reviewed the accompanying statement of unaudited financial results of Surbhi Industries Limited for the period ended 30<sup>th</sup> September, 2021. This statement is the responsibility of the Company's Management and has been approved by the Board of Directors. Our responsibility is to issue a report on these financial statements based on our review.

We conducted our review of the Statement in accordance with the Standard on Review Engagements (SRE) 2410 "Review of Interim Financial Information Performed by the Independent Auditor of the Entity", issued by the Institute of Chartered Accountants of India. This standard requires that we plan and perform the review to obtain moderate assurance as to whether the financial statements are free of material misstatement. A review is limited primarily to inquiries of company personnel and analytical procedures applied to financial data and thus provides less assurance than an audit. We have not performed an audit and accordingly, we do not express an audit opinion.

Based on our review conducted as above, nothing has come to our attention that causes us to believe that the accompanying statement of unaudited financial results prepared in accordance with applicable accounting standards and other recognized accounting practices and policies has not disclosed the information required to be disclosed in terms of Regulation 33 of the SEBI (Listing Obligations and Disclosure Requirements) Regulations, 2015 including the manner in which it is to be disclosed, or that it contains any material misstatement.

Place: Surat  
Date: 29.10.2021

For Ghael Choksi & Co.  
Chartered Accountants

  
FRN: 153978W  
SURAT  
CA Vikrant B. Ghael  
(Partner)

M. NO. : 112324  
FRN : 0153978W